


Circuito de Barcelona
International GT Open
Qualifying - 1 Driver - 1
Provisional Results



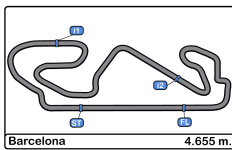
| Cls | Nº | Entrant/Team | Nat | Driver 1 | Nat | Driver 2 | Nat | Vehicle | Cat | Cls | Laps | Best | Time | Gap | Interval | Km/h |
|-----|-----|----------------------------|-----|---------------------------------|-----|-----------------------------------|-----|--------------------------------|-------|-----|------|------|----------|-------|----------|-------|
| 1 | 20 | SPS Automotive Performance | DEU | Valentin Pierburg | DEU | Bronze Tom Onslow-Cole | GBR | Gold Mercedes AMG GT3 | PROAM | 1 | 12 | 8 | 1:43.404 | | | 162.0 |
| 2 | 27 | Daiko Lazarus Racing | ITA | Fabrizio Crestani | ITA | Silver Miguel Ramos | PRT | Bronze Lamborghini Huracan GT3 | PROAM | 2 | 8 | 6 | 1:43.496 | 0.092 | 0.092 | 161.9 |
| 3 | 12 | Ombra Racing | ITA | Andrea Rizzoli | ITA | Silver Damiano Fioravanti | ITA | Silver Lamborghini Huracan GT3 | PRO | 1 | 9 | 7 | 1:43.671 | 0.267 | 0.175 | 161.6 |
| 4 | 25 | Imperiale Racing | ITA | Riccardo Agostini | ITA | Gold Rik Breukers | NLD | Silver Lamborghini Huracan GT3 | PRO | 2 | 13 | 10 | 1:43.818 | 0.414 | 0.147 | 161.4 |
| 5 | 51 | Luzich Racing | USA | Alessandro Pier Guidi | ITA | Platinum Mikkel Mac | DNK | Gold Ferrari 488 GT3 | PRO | 3 | 11 | 8 | 1:44.020 | 0.616 | 0.202 | 161.1 |
| 6 | 77 | Olimp Racing | POL | Marcin Jedlinski | POL | Bronze Mateusz Lisowski | POL | Silver Audi R8 LMS | PROAM | 3 | 11 | 7 | 1:44.053 | 0.649 | 0.033 | 161.0 |
| 7 | 16 | Drivex School | ESP | Marcelo Hahn | BRA | Bronze Allam Khodair | BRA | Gold Mercedes AMG GT3 | PROAM | 4 | 12 | 9 | 1:44.103 | 0.699 | 0.050 | 160.9 |
| 8 | 17 | Senkyr Motorsport | CZE | Richard Gonda | SVK | Silver | DNK | Silver BMW M6 GT3 | PRO | 4 | 9 | 6 | 1:44.112 | 0.708 | 0.009 | 160.9 |
| 9 | 96 | Optimum Motorsport | GBR | Bradley Ellis | GBR | Silver Oliver Wilkinson | GBR | Bronze Audi R8 LMS | PROAM | 5 | 13 | 9 | 1:44.144 | 0.740 | 0.032 | 160.9 |
| 10 | 63 | Imperiale Racing | ITA | Giovanni Venturini | ITA | Gold Jeroen Mul | NLD | Silver Lamborghini Huracan GT3 | PRO | 5 | 10 | 2 | 1:44.226 | 0.822 | 0.082 | 160.7 |
| 11 | 6 | Vincenzo Sospiri Racing | ITA | Kang Ling | CHN | Silver Philip Keen | GBR | Gold Lamborghini Huracan GT3 | PRO | 6 | 10 | 7 | 1:44.233 | 0.829 | 0.007 | 160.7 |
| 12 | 333 | Rinaldi Racing | DEU | Rinat Salikhov | RUS | Bronze David Perel | ZAF | Silver Ferrari 488 GT3 | PROAM | 6 | 11 | 8 | 1:44.358 | 0.954 | 0.125 | 160.5 |
| 13 | 84 | Winward Racing / HTP | USA | Russell Ward | USA | Silver Indy Dontje | NLD | Silver Mercedes AMG GT3 | PRO | 7 | 14 | 4 | 1:44.451 | 1.047 | 0.093 | 160.4 |
| 14 | 33 | Rinaldi Racing | DEU | Christian Hook | DEU | Bronze Dominik Schwager | DEU | Gold Ferrari 488 GT3 | PROAM | 7 | 13 | 11 | 1:44.478 | 1.074 | 0.027 | 160.3 |
| 15 | 28 | Daiko Lazarus Racing | ITA | Toby Sowery | GBR | Silver Giuseppe Cipriani | ITA | Bronze Lamborghini Huracan GT3 | PROAM | 8 | 13 | 9 | 1:44.604 | 1.200 | 0.126 | 160.2 |
| 16 | 47 | RACE / BMW Team Teo Martín | ESP | Fran Rueda | ESP | Silver Andrés Saravia | GTM | Silver BMW M6 GT3 | PRO | 8 | 11 | 10 | 1:44.890 | 1.486 | 0.286 | 159.7 |
| 17 | 52 | Luzich Racing | USA | Marco Cioci | ITA | Gold Matt Griffin | IRL | Gold Ferrari 488 GT3 | PRO | 9 | 12 | 8 | 1:44.986 | 1.582 | 0.096 | 159.6 |
| 18 | 11 | RS Racing | ITA | Daniele Di Amato | ITA | Silver Andrea Montermini | ITA | Gold Ferrari 488 GT3 | PRO | 10 | 3 | 3 | 1:45.127 | 1.723 | 0.141 | 159.4 |
| 19 | 91 | Target Racing | ITA | Stefano Costantini | ITA | Bronze | | Lamborghini Huracan GT3 | AM | 1 | 13 | 11 | 1:45.129 | 1.725 | 0.002 | 159.4 |
| 20 | 90 | Target Racing | ITA | Alberto Di Folco | ITA | Silver Adrian Zaugg | CHE | Silver Lamborghini Huracan GT3 | PRO | 11 | 11 | 10 | 1:45.162 | 1.758 | 0.033 | 159.3 |
| 21 | 36 | Drivex School | ESP | Christian Hahn | BRA | Bronze Lucas Auer | AUT | Gold Mercedes AMG GT3 | PROAM | 9 | 15 | 5 | 1:45.194 | 1.790 | 0.032 | 159.3 |
| 22 | 3 | RACE / BMW Team Teo Martín | ESP | Lourenço Beirão da Veiga | PRT | Silver Juan Cruz Álvarez | ARG | Silver BMW M6 GT3 | PRO | 12 | 12 | 9 | 1:45.262 | 1.858 | 0.068 | 159.2 |
| 23 | 71 | Luzich Racing | USA | Alexander West | SWE | Bronze Michele Rugolo | ITA | Gold Ferrari 488 GT3 | PROAM | 10 | 12 | 8 | 1:45.898 | 2.494 | 0.636 | 158.2 |
| 24 | 99 | Sports and You | PRT | Manuel Da Costa | PRT | Bronze Miguel Sardinha | PRT | Bronze Mercedes AMG GT3 | AM | 2 | 13 | 11 | 1:45.986 | 2.582 | 0.088 | 158.1 |
| 25 | 19 | Imperiale Racing | ITA | Jiatong Liang | CHN | Bronze Raffaele Giammaria | ITA | Gold Lamborghini Huracan GT3 | PROAM | 11 | 13 | 12 | 1:46.090 | 2.686 | 0.104 | 157.9 |
| 26 | 66 | Vincenzo Sospiri Racing | ITA | Giulio Borlenghi | BRA | Bronze Andrzej Lewandowski | POL | Bronze Lamborghini Huracan GT3 | AM | 3 | 8 | 4 | 1:46.157 | 2.753 | 0.067 | 157.8 |
| 27 | 5 | Olimp Racing | POL | Stanislaw Jedlinski | POL | Bronze Malgorzata Rdest | POL | Bronze Audi R8 LMS | AM | 4 | 13 | 10 | 1:46.213 | 2.809 | 0.056 | 157.7 |
| 28 | 72 | Lechner Racing | AUT | Mario Plachutta | AUT | Bronze Thomas Jäger | DEU | Gold Mercedes AMG GT3 | PROAM | 12 | 10 | 7 | 1:46.620 | 3.216 | 0.407 | 157.1 |
| 29 | 7 | RACE / BMW Team Teo Martín | ESP | Márcio Basso | BRA | Bronze Guilherme Salas | BRA | Bronze BMW M6 GT3 | AM | 5 | 15 | 11 | 1:47.757 | 4.353 | 1.137 | 155.5 |
| 30 | 111 | Porteiro Motorsport | ESP | Charles Finelli | USA | Bronze Phillippe Denes | USA | Bronze Mercedes AMG GT3 | AM | 6 | 9 | 4 | 1:49.322 | 5.918 | 1.565 | 153.2 |

Published at:.....

Track Temp: 18.3 °C Air Temp: 21.0 °C Humidity: 69 % Track Status: WET

| | | |
|-----------|----------------|---|
| Stewards: | Race Director: | Timekeeper:  |
|-----------|----------------|---|





Circuito de Barcelona
International GT Open
Qualifying - 1 Driver - 1
Provisional Results by Class



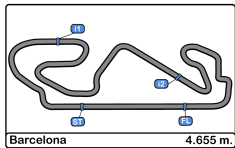
| Cls | Nº | Entrant/Team | Nat | Driver 1 | Nat | Status | Driver 2 | Nat | Status | Vehicle | Cat | Cls | Laps | Best | Time | Gap | Interval | Km/h | |
|--------------|-----|----------------------------|-----|---------------------------------|-----|----------|----------------------------|-----|--------|-------------------------|-------|-----|------|------|----------|-------|----------|-------|--|
| PRO | | | | | | | | | | | | | | | | | | | |
| 1 | 12 | Ombra Racing | ITA | Andrea Rizzoli | ITA | Silver | <u>Damiano Fioravanti</u> | ITA | Silver | Lamborghini Huracan GT3 | PRO | 1 | 9 | 7 | 1:43.671 | | | 161.6 | |
| 2 | 25 | Imperiale Racing | ITA | Riccardo Agostini | ITA | Gold | <u>Rik Breukers</u> | NLD | Silver | Lamborghini Huracan GT3 | PRO | 2 | 13 | 10 | 1:43.818 | 0.147 | 0.147 | 161.4 | |
| 3 | 51 | Luzich Racing | USA | Alessandro Pier Guidi | ITA | Platinum | <u>Mikkel Mac</u> | DNK | Gold | Ferrari 488 GT3 | PRO | 3 | 11 | 8 | 1:44.020 | 0.349 | 0.202 | 161.1 | |
| 4 | 17 | Senkyr Motorsport | CZE | <u>Richard Gonda</u> | SVK | Silver | Mikkel Jensen | DNK | Silver | BMW M6 GT3 | PRO | 4 | 9 | 6 | 1:44.112 | 0.441 | 0.092 | 160.9 | |
| 5 | 63 | Imperiale Racing | ITA | Giovanni Venturini | ITA | Gold | <u>Jeroen Mul</u> | NLD | Silver | Lamborghini Huracan GT3 | PRO | 5 | 10 | 2 | 1:44.226 | 0.555 | 0.114 | 160.7 | |
| 6 | 6 | Vincenzo Sospiri Racing | ITA | Kang Ling | CHN | Silver | <u>Philip Keen</u> | GBR | Gold | Lamborghini Huracan GT3 | PRO | 6 | 10 | 7 | 1:44.233 | 0.562 | 0.007 | 160.7 | |
| 7 | 84 | Winward Racing / HTP | USA | Russell Ward | USA | Silver | <u>Indy Dontje</u> | NLD | Silver | Mercedes AMG GT3 | PRO | 7 | 14 | 4 | 1:44.451 | 0.780 | 0.218 | 160.4 | |
| 8 | 47 | RACE / BMW Team Teo Martin | ESP | Fran Rueda | ESP | Silver | <u>Andrés Saravia</u> | GTM | Silver | BMW M6 GT3 | PRO | 8 | 11 | 10 | 1:44.890 | 1.219 | 0.439 | 159.7 | |
| 9 | 52 | Luzich Racing | USA | <u>Marco Cioci</u> | ITA | Gold | Matt Griffin | IRL | Gold | Ferrari 488 GT3 | PRO | 9 | 12 | 8 | 1:44.986 | 1.315 | 0.096 | 159.6 | |
| 10 | 11 | RS Racing | ITA | Daniele Di Amato | ITA | Silver | <u>Andrea Montermini</u> | ITA | Gold | Ferrari 488 GT3 | PRO | 10 | 3 | 3 | 1:45.127 | 1.456 | 0.141 | 159.4 | |
| 11 | 90 | Target Racing | ITA | Alberto Di Folco | ITA | Silver | <u>Adrian Zaugg</u> | CHE | Silver | Lamborghini Huracan GT3 | PRO | 11 | 11 | 10 | 1:45.162 | 1.491 | 0.035 | 159.3 | |
| 12 | 3 | RACE / BMW Team Teo Martin | ESP | <u>Lourenço Beirão da Veiga</u> | PRT | Silver | Juan Cruz Álvarez | ARG | Silver | BMW M6 GT3 | PRO | 12 | 12 | 9 | 1:45.262 | 1.591 | 0.100 | 159.2 | |
| PROAM | | | | | | | | | | | | | | | | | | | |
| 1 | 20 | SPS Automotive Performance | DEU | Valentin Pierburg | DEU | Bronze | <u>Tom Onslow-Cole</u> | GBR | Gold | Mercedes AMG GT3 | PROAM | 1 | 12 | 8 | 1:43.404 | | | 162.0 | |
| 2 | 27 | Daiko Lazarus Racing | ITA | <u>Fabrizio Crestani</u> | ITA | Silver | Miguel Ramos | PRT | Bronze | Lamborghini Huracan GT3 | PROAM | 2 | 8 | 6 | 1:43.496 | 0.092 | 0.092 | 161.9 | |
| 3 | 77 | Olimp Racing | POL | Marcin Jedlinski | POL | Bronze | <u>Mateusz Lisowski</u> | POL | Silver | Audi R8 LMS | PROAM | 3 | 11 | 7 | 1:44.053 | 0.649 | 0.557 | 161.0 | |
| 4 | 16 | Drivex School | ESP | Marcelo Hahn | BRA | Bronze | <u>Allam Khodair</u> | BRA | Gold | Mercedes AMG GT3 | PROAM | 4 | 12 | 9 | 1:44.103 | 0.699 | 0.050 | 160.9 | |
| 5 | 96 | Optimum Motorsport | GBR | <u>Bradley Ellis</u> | GBR | Silver | Oliver Wilkinson | GBR | Bronze | Audi R8 LMS | PROAM | 5 | 13 | 9 | 1:44.144 | 0.740 | 0.041 | 160.9 | |
| 6 | 333 | Rinaldi Racing | DEU | Rinat Salikhov | RUS | Bronze | <u>David Perel</u> | ZAF | Silver | Ferrari 488 GT3 | PROAM | 6 | 11 | 8 | 1:44.358 | 0.954 | 0.214 | 160.5 | |
| 7 | 33 | Rinaldi Racing | DEU | Christian Hook | DEU | Bronze | <u>Dominik Schwager</u> | DEU | Gold | Ferrari 488 GT3 | PROAM | 7 | 13 | 11 | 1:44.478 | 1.074 | 0.120 | 160.3 | |
| 8 | 28 | Daiko Lazarus Racing | ITA | <u>Toby Sowery</u> | GBR | Silver | Giuseppe Cipriani | ITA | Bronze | Lamborghini Huracan GT3 | PROAM | 8 | 13 | 9 | 1:44.604 | 1.200 | 0.126 | 160.2 | |
| 9 | 36 | Drivex School | ESP | <u>Christian Hahn</u> | BRA | Bronze | Lucas Auer | AUT | Gold | Mercedes AMG GT3 | PROAM | 9 | 15 | 5 | 1:45.194 | 1.790 | 0.590 | 159.3 | |
| 10 | 71 | Luzich Racing | USA | <u>Alexander West</u> | SWE | Bronze | Michele Rugolo | ITA | Gold | Ferrari 488 GT3 | PROAM | 10 | 12 | 8 | 1:45.898 | 2.494 | 0.704 | 158.2 | |
| 11 | 19 | Imperiale Racing | ITA | <u>Jiatong Liang</u> | CHN | Bronze | Raffaele Giammaria | ITA | Gold | Lamborghini Huracan GT3 | PROAM | 11 | 13 | 12 | 1:46.090 | 2.686 | 0.192 | 157.9 | |
| 12 | 72 | Lechner Racing | AUT | <u>Mario Plachutta</u> | AUT | Bronze | Thomas Jäger | DEU | Gold | Mercedes AMG GT3 | PROAM | 12 | 10 | 7 | 1:46.620 | 3.216 | 0.530 | 157.1 | |
| AM | | | | | | | | | | | | | | | | | | | |
| 1 | 91 | Target Racing | ITA | Stefano Costantini | ITA | Bronze | | | | Lamborghini Huracan GT3 | AM | 1 | 13 | 11 | 1:45.129 | | | 159.4 | |
| 2 | 99 | Sports and You | PRT | <u>Manuel Da Costa</u> | PRT | Bronze | Miguel Sardinha | PRT | Bronze | Mercedes AMG GT3 | AM | 2 | 13 | 11 | 1:45.986 | 0.857 | 0.857 | 158.1 | |
| 3 | 66 | Vincenzo Sospiri Racing | ITA | Giulio Borlenghi | BRA | Bronze | <u>Andrzej Lewandowski</u> | POL | Bronze | Lamborghini Huracan GT3 | AM | 3 | 8 | 4 | 1:46.157 | 1.028 | 0.171 | 157.8 | |
| 4 | 5 | Olimp Racing | POL | Stanislaw Jedlinski | POL | Bronze | <u>Malgorzata Rdest</u> | POL | Bronze | Audi R8 LMS | AM | 4 | 13 | 10 | 1:46.213 | 1.084 | 0.056 | 157.7 | |
| 5 | 7 | RACE / BMW Team Teo Martin | ESP | <u>Márcio Basso</u> | BRA | Bronze | Guilherme Salas | BRA | Bronze | BMW M6 GT3 | AM | 5 | 15 | 11 | 1:47.757 | 2.628 | 1.544 | 155.5 | |
| 6 | 111 | Porteiro Motorsport | ESP | <u>Charles Finelli</u> | USA | Bronze | Phillippe Denes | USA | Bronze | Mercedes AMG GT3 | AM | 6 | 9 | 4 | 1:49.322 | 4.193 | 1.565 | 153.2 | |

Published at:.....

Track Temp: 18.3 °C Air Temp: 21.0 °C Humidity: 69 % Track Status: WET

| | | |
|------------------|-----------------------|--------------------|
| Stewards: | Race Director: | Timekeeper: |
|------------------|-----------------------|--------------------|





Circuit de Barcelona
International GT Open
Qualifying - 1 Driver - 1
Lap Analysis



| 3 | | | | | | | 7 | | | | | | | | |
|--|---|--------------|--------------|----------|----------|--------|---|--|--------------|--------------|--------------|----------|----------|--------------|--------------|
| 1 Lourenço Beirão da Veiga BMW M6 GT3 | | | | | | | 1 Márcio Basso BMW M6 GT3 | | | | | | | | |
| PRO 2 Juan Cruz Álvarez RACE / BMW Team Teo Martín | | | | | | | AM 2 Guilherme Salas RACE / BMW Team Teo Martín | | | | | | | | |
| Lap | D | Time | Sector 1 | Sector 2 | Sector 3 | T. Spd | Elapsed | Lap | D | Time | Sector 1 | Sector 2 | Sector 3 | T. Spd | Elapsed |
| 1 | 1 | 11:13:07.696 | 11:11:24.636 | 41.167 | 1:01.893 | 150.2 | 11:13:07.696 | 1 | 1 | 11:08:38.395 | 11:07:06.714 | 50.167 | 41.514 | 156.5 | 11:08:38.395 |
| 2 | 1 | 1:45.606 | 29.668 | 41.063 | 34.875 | 267.3 | 11:14:53.302 | 2 | 1 | 1:58.748 | 34.319 | 46.319 | 38.110 | 240.0 | 11:10:37.143 |
| 3 | 1 | 1:55.479 | 29.773 | 46.323 | 39.383 | 266.6 | 11:16:48.781 | 3 | 1 | 2:01.230 | 32.676 | 45.627 | 42.927 | 260.2 | 11:12:38.373 |
| 4 | 1 | 2:00.961 P | 29.880 | 44.360 | 46.721 | 267.3 | 11:18:49.742 | 4 | 1 | 1:51.160 | 31.315 | 42.765 | 37.080 | 262.1 | 11:14:29.533 |
| 5 | 1 | 7:59.138 | 6:41.986 | 41.788 | 35.364 | 183.0 | 11:26:48.880 | 5 | 1 | 1:51.220 | 31.782 | 42.965 | 36.473 | 263.4 | 11:16:20.753 |
| 6 | 1 | 1:45.981 | 29.777 | 41.253 | 34.951 | 268.6 | 11:28:34.861 | 6 | 1 | 1:51.461 | 30.883 | 43.751 | 36.827 | 265.3 | 11:18:12.214 |
| 7 | 1 | 1:51.349 P | 29.643 | 41.176 | 40.530 | 269.3 | 11:30:26.210 | 7 | 1 | 2:15.409 P | 32.704 | 53.215 | 49.490 | 265.3 | 11:20:27.623 |
| 8 | 1 | 2:51.262 | 1:32.863 | 42.975 | 35.424 | 178.5 | 11:33:17.472 | 8 | 1 | 7:10.701 | 5:49.392 | 44.287 | 37.022 | 181.5 | 11:27:38.324 |
| 9 | 1 | 1:45.262 | 29.632 | 40.842 | 34.788 | 267.9 | 11:35:02.734 | 9 | 1 | 1:48.889 | 30.848 | 42.276 | 35.765 | 262.7 | 11:29:27.213 |
| 10 | 1 | 1:51.114 | 29.725 | 45.776 | 35.613 | 272.0 | 11:36:53.848 | 10 | 1 | 1:48.761 | 30.870 | 42.223 | 35.668 | 265.3 | 11:31:15.974 |
| 11 | 1 | 1:48.033 | 29.549 | 40.976 | 37.508 | 269.3 | 11:38:41.881 | 11 | 1 | 1:47.757 | 30.345 | 41.711 | 35.701 | 266.0 | 11:33:03.731 |
| 12 | 1 | 1:56.261 P | 29.591 | 43.934 | 42.736 | 269.3 | 11:40:38.142 | 12 | 1 | 1:51.270 | 30.245 | 42.334 | 38.691 | 269.3 | 11:34:55.001 |
| 5 | | | | | | | 13 | | | | | | | | |
| 1 Stanislaw Jedlinski Audi R8 LMS | | | | | | | 14 | | | | | | | | |
| AM 2 Malgorzata Rdest Olimp Racing | | | | | | | 15 | | | | | | | | |
| Lap | D | Time | Sector 1 | Sector 2 | Sector 3 | T. Spd | Elapsed | Lap | D | Time | Sector 1 | Sector 2 | Sector 3 | T. Spd | Elapsed |
| 1 | 2 | 11:10:16.682 | 11:08:52.233 | 46.383 | 38.066 | 121.7 | 11:10:16.682 | 13 | 1 | 1:49.895 | 30.471 | 42.854 | 36.570 | 264.7 | 11:36:44.896 |
| 2 | 2 | 1:52.306 | 32.617 | 43.721 | 35.968 | 258.3 | 11:12:08.988 | 14 | 1 | 2:00.014 | 32.861 | 50.073 | 37.080 | 266.0 | 11:38:44.910 |
| 3 | 2 | 1:48.106 | 30.659 | 42.291 | 35.156 | 262.7 | 11:13:57.094 | 15 | 1 | 2:04.412 P | 30.712 | 42.769 | 50.931 | 266.0 | 11:40:49.322 |
| 4 | 2 | 1:47.422 | 30.402 | 42.007 | 35.013 | 264.0 | 11:15:44.516 | 11 | | | | | | | |
| 5 | 2 | 1:48.455 | 31.390 | 41.922 | 35.143 | 263.4 | 11:17:32.971 | 1 Daniele Di Amato Ferrari 488 GT3 | | | | | | | |
| 6 | 2 | 2:00.267 P | 30.236 | 44.848 | 45.183 | 262.7 | 11:19:33.238 | PRO 2 Andrea Montermini RS Racing | | | | | | | |
| 7 | 2 | 8:58.583 | 7:38.000 | 44.320 | 36.263 | 142.1 | 11:28:31.821 | Lap | D | Time | Sector 1 | Sector 2 | Sector 3 | T. Spd | Elapsed |
| 8 | 2 | 1:47.201 | 30.236 | 41.875 | 35.090 | 262.7 | 11:30:19.022 | 1 | 2 | 11:13:34.606 | 11:12:15.305 | 43.928 | 35.373 | 186.5 | 11:13:34.606 |
| 9 | 2 | 1:48.714 | 29.927 | 43.149 | 35.638 | 263.4 | 11:32:07.736 | 2 | 2 | 1:45.840 | 30.159 | 41.231 | 34.450 | 263.4 | 11:15:20.446 |
| 10 | 2 | 1:46.213 | 30.009 | 41.566 | 34.638 | 262.7 | 11:33:53.949 | 3 | 2 | 1:45.127 | 29.837 | 40.837 | 34.453 | 264.0 | 11:17:05.573 |
| 11 | 2 | 1:47.425 | 30.050 | 41.426 | 35.949 | 263.4 | 11:35:41.374 | 4 | 2 | | | 29.995 | | 263.4 | |
| 12 | 2 | 1:47.101 | 30.126 | 41.822 | 35.153 | 263.4 | 11:37:28.475 | 12 | | | | | | | |
| 13 | 2 | 1:55.640 P | 30.022 | 41.488 | 44.130 | 264.0 | 11:39:24.115 | 1 Andrea Rizzoli Lamborghini Huracan GT3 | | | | | | | |
| 6 | | | | | | | PRO 2 Damiano Fioravanti Ombra Racing | | | | | | | | |
| 1 Kang Ling Lamborghini Huracan GT3 | | | | | | | Lap | | | | | | | | |
| PRO 2 Philip Keen Vincenzo Sospiri Racing | | | | | | | D | Time | Sector 1 | Sector 2 | Sector 3 | T. Spd | Elapsed | | |
| 1 | 2 | 11:13:54.109 | 11:12:32.447 | 45.291 | 36.371 | 180.6 | 11:13:54.109 | 1 | 2 | 11:12:36.873 | 11:11:12.921 | 45.855 | 38.097 | 182.4 | 11:12:36.873 |
| 2 | 2 | 1:45.685 | 30.041 | 40.865 | 34.779 | 265.3 | 11:15:39.794 | 2 | 2 | 1:46.003 | 29.643 | 41.801 | 34.559 | 267.9 | 11:14:22.876 |
| 3 | 2 | 1:45.404 | 29.868 | 41.005 | 34.531 | 267.9 | 11:17:25.198 | 3 | 2 | 1:44.703 | 29.573 | 40.544 | 34.586 | 267.9 | 11:16:07.579 |
| 4 | 2 | 1:59.841 P | 29.819 | 41.313 | 48.709 | 267.9 | 11:19:25.039 | 4 | 2 | 1:51.875 P | 29.463 | 40.687 | 41.725 | 267.9 | 11:17:59.454 |
| 5 | 2 | 7:13.717 P | 5:51.096 | 40.978 | 41.643 | 185.8 | 11:26:38.756 | 5 | 2 | 9:31.538 | 8:10.747 | 43.360 | 37.431 | 192.5 | 11:27:30.992 |
| 6 | 2 | 6:14.959 | 4:56.032 | 41.002 | 37.925 | 190.8 | 11:32:53.715 | 6 | 2 | 1:43.724 | 29.317 | 40.316 | 34.091 | 266.0 | 11:29:14.716 |
| 7 | 2 | 1:44.233 | 29.539 | 40.244 | 34.450 | 266.6 | 11:34:37.948 | 7 | 2 | 1:43.671 | 29.236 | 40.282 | 34.153 | 267.3 | 11:30:58.387 |
| 8 | 2 | 1:56.304 | 29.338 | 42.335 | 44.631 | 267.3 | 11:36:34.252 | 8 | 2 | 1:58.196 | 29.858 | 46.411 | 41.927 | 268.6 | 11:32:56.583 |
| 9 | 2 | 1:52.281 | 29.544 | 41.962 | 40.775 | 268.6 | 11:38:26.533 | 9 | 2 | 2:02.581 P | 32.608 | 48.157 | 41.816 | 266.6 | 11:34:59.164 |
| 10 | 2 | 1:55.831 P | 29.533 | 43.528 | 42.770 | 266.6 | 11:40:22.364 | 16 | | | | | | | |
| | | | | | | | 1 Marcelo Hahn Mercedes AMG GT3 | | | | | | | | |
| | | | | | | | PROAM 2 Allam Khodair Drivex School | | | | | | | | |
| | | | | | | | Lap | D | Time | Sector 1 | Sector 2 | Sector 3 | T. Spd | Elapsed | |
| | | | | | | | 1 | 2 | 11:11:00.767 | 11:09:41.487 | 43.388 | 35.892 | 181.2 | 11:11:00.767 | |
| | | | | | | | 2 | 2 | 1:53.593 | 29.890 | 40.814 | 42.889 | 265.3 | 11:12:54.360 | |
| | | | | | | | 3 | 2 | 1:45.145 | 29.760 | 40.670 | 34.715 | 265.3 | 11:14:39.505 | |
| | | | | | | | 4 | 2 | 1:50.250 | 29.689 | 41.449 | 39.112 | 265.3 | 11:16:29.755 | |
| | | | | | | | 5 | 2 | 1:47.568 | 29.752 | 40.856 | 36.960 | 263.4 | 11:18:17.323 | |
| | | | | | | | 6 | 2 | 2:13.731 P | 31.485 | 50.764 | 51.482 | 264.7 | 11:20:31.054 | |
| | | | | | | | 7 | 2 | 8:28.871 | 7:09.518 | 43.434 | 35.919 | 175.6 | 11:28:59.925 | |
| | | | | | | | 8 | 2 | 1:44.128 | 29.314 | 40.255 | 34.559 | 264.7 | 11:30:44.053 | |
| | | | | | | | 9 | 2 | 1:44.103 | 29.375 | 40.213 | 34.515 | 264.7 | 11:32:28.156 | |
| | | | | | | | 10 | 2 | 1:53.389 | 29.489 | 48.450 | 35.450 | 264.7 | 11:34:21.545 | |
| | | | | | | | 11 | 2 | 1:48.457 | 29.643 | 42.265 | 36.549 | 265.3 | 11:36:10.002 | |
| | | | | | | | 12 | 2 | 1:52.974 P | 29.533 | 40.585 | 42.856 | 262.1 | 11:38:02.976 | |





Circuit de Barcelona
International GT Open
Qualifying - 1 Driver - 1
Lap Analysis



| 17 | | | | | | | 25 | | | | | | | | |
|----------------------|---|--------------|----------------------------|----------|----------|--------|---------------------|-----|---|-------------------------|--------------|----------|----------|--------|--------------|
| 1 Richard Gonda | | | BMW M6 GT3 | | | | 1 Riccardo Agostini | | | Lamborghini Huracan GT3 | | | | | |
| PRO | | | Senkyr Motorsport | | | | PRO | | | Imperiale Racing | | | | | |
| 2 Mikkel Jensen | | | | | | | 2 Rik Breukers | | | | | | | | |
| Lap | D | Time | Sector 1 | Sector 2 | Sector 3 | T. Spd | Elapsed | Lap | D | Time | Sector 1 | Sector 2 | Sector 3 | T. Spd | Elapsed |
| 1 | 1 | 11:13:42.641 | 11:12:18.034 | 46.583 | 38.024 | 180.9 | 11:13:42.641 | 1 | 2 | 11:11:28.987 | 11:10:09.509 | 42.694 | 36.784 | 187.8 | 11:11:28.987 |
| 2 | 1 | 1:50.534 | 30.446 | 41.322 | 38.766 | 265.3 | 11:15:33.175 | 2 | 2 | 1:45.091 | 29.503 | 40.652 | 34.936 | 264.0 | 11:13:14.078 |
| 3 | 1 | 1:45.956 | 30.006 | 40.997 | 34.953 | 268.6 | 11:17:19.131 | 3 | 2 | 1:44.057 | 29.692 | 40.344 | 34.021 | 265.3 | 11:14:58.135 |
| 4 | 1 | 1:57.422 P | 29.742 | 41.177 | 46.503 | 266.6 | 11:19:16.553 | 4 | 2 | 1:46.173 | 29.936 | 40.586 | 35.651 | 266.0 | 11:16:44.308 |
| 5 | 1 | 9:40.274 | 8:18.370 | 43.930 | 37.974 | 189.1 | 11:28:56.827 | 5 | 2 | 1:45.168 | 29.646 | 40.789 | 34.733 | 265.3 | 11:18:29.476 |
| 6 | 1 | 1:44.112 | 29.415 | 40.369 | 34.328 | 267.9 | 11:30:40.939 | 6 | 2 | 2:06.584 P | 31.590 | 47.801 | 47.193 | 265.3 | 11:20:36.060 |
| 7 | 1 | 1:51.838 | 29.989 | 44.489 | 37.360 | 267.3 | 11:32:32.777 | 7 | 2 | 7:39.550 | 6:22.216 | 41.818 | 35.516 | 192.1 | 11:28:15.610 |
| 8 | 1 | 1:44.481 | 29.425 | 40.592 | 34.464 | 267.9 | 11:34:17.258 | 8 | 2 | 1:51.546 P | 30.117 | 41.225 | 40.204 | 262.7 | 11:30:07.156 |
| 9 | 1 | 1:53.956 P | 29.367 | 41.221 | 43.368 | 268.6 | 11:36:11.214 | 9 | 2 | 3:28.588 | 2:06.859 | 44.678 | 37.051 | 177.9 | 11:33:35.744 |
| 19 | | | | | | | 27 | | | | | | | | |
| 1 Jiatong Liang | | | Lamborghini Huracan GT3 | | | | 10 2 | | | 1 Fabrizio Crestani | | | | | |
| PROAM | | | Imperiale Racing | | | | 11 2 | | | Lamborghini Huracan GT3 | | | | | |
| 2 Raffaele Giammaria | | | | | | | 12 2 | | | PROAM | | | | | |
| | | | | | | | 13 2 | | | 2 Miguel Ramos | | | | | |
| | | | | | | | 13 2 | | | Daiko Lazarus Racing | | | | | |
| Lap | D | Time | Sector 1 | Sector 2 | Sector 3 | T. Spd | Elapsed | Lap | D | Time | Sector 1 | Sector 2 | Sector 3 | T. Spd | Elapsed |
| 1 | 1 | 11:12:35.365 | 11:11:10.238 | 44.447 | 40.680 | 188.1 | 11:12:35.365 | 1 | 1 | 11:09:45.123 | 11:08:25.501 | 41.190 | 38.432 | 188.1 | 11:09:45.123 |
| 2 | 1 | 1:49.512 | 31.108 | 42.892 | 35.512 | 260.8 | 11:14:24.877 | 2 | 1 | 1:44.516 | 29.645 | 40.413 | 34.458 | 265.3 | 11:11:29.639 |
| 3 | 1 | 1:51.124 | 30.494 | 41.452 | 39.178 | 262.7 | 11:16:16.001 | 3 | 1 | 1:59.752 | 30.687 | 41.658 | 47.407 | 268.6 | 11:13:29.391 |
| 4 | 1 | 1:46.563 | 30.105 | 41.352 | 35.106 | 263.4 | 11:18:02.564 | 4 | 1 | 1:54.065 P | 29.807 | 40.551 | 43.707 | 266.6 | 11:15:23.456 |
| 5 | 1 | 2:10.052 P | 30.554 | 51.009 | 48.489 | 263.4 | 11:20:12.616 | 5 | 1 | 17:20.616 | 16:04.482 | 40.769 | 35.365 | 191.1 | 11:32:44.072 |
| 6 | 1 | 5:52.880 | 4:26.756 | 47.172 | 38.952 | 183.6 | 11:26:05.496 | 6 | 1 | 1:43.496 | 29.205 | 40.052 | 34.239 | 266.0 | 11:34:27.568 |
| 7 | 1 | 2:01.048 P | 31.029 | 43.831 | 46.188 | 259.6 | 11:28:06.544 | 7 | 1 | 1:49.845 | 29.355 | 42.733 | 37.757 | 267.3 | 11:36:17.413 |
| 8 | 1 | 4:32.063 | 3:15.143 | 41.906 | 35.014 | 190.8 | 11:32:38.607 | 8 | 1 | 2:11.977 P | 29.479 | 48.195 | 54.303 | 266.0 | 11:38:29.390 |
| 9 | 1 | 1:46.094 | 30.016 | 41.272 | 34.806 | 264.7 | 11:34:24.701 | | | | | | | | |
| 10 | 1 | 1:47.948 | 29.817 | 41.025 | 37.106 | 264.0 | 11:36:12.649 | | | | | | | | |
| 11 | 1 | 1:46.652 | 30.046 | 41.414 | 35.192 | 264.0 | 11:37:59.301 | | | | | | | | |
| 12 | 1 | 1:46.090 | 30.062 | 41.178 | 34.850 | 262.7 | 11:39:45.391 | | | | | | | | |
| 13 | 1 | 2:14.049 P | 29.847 | 54.591 | 49.611 | 264.0 | 11:41:59.440 | | | | | | | | |
| 20 | | | | | | | 28 | | | | | | | | |
| 1 Valentin Pierburg | | | Mercedes AMG GT3 | | | | 1 Toby Sowery | | | Lamborghini Huracan GT3 | | | | | |
| PROAM | | | SPS Automotive Performance | | | | PROAM | | | Daiko Lazarus Racing | | | | | |
| 2 Tom Onslow-Cole | | | | | | | 2 Giuseppe Cipriani | | | | | | | | |
| | | | | | | | | | | | | | | | |
| Lap | D | Time | Sector 1 | Sector 2 | Sector 3 | T. Spd | Elapsed | Lap | D | Time | Sector 1 | Sector 2 | Sector 3 | T. Spd | Elapsed |
| 1 | 2 | 11:07:19.314 | 11:06:01.433 | 42.822 | 35.059 | 175.6 | 11:07:19.314 | 1 | 1 | 11:08:34.320 | 11:07:17.317 | 42.654 | 34.349 | 185.8 | 11:08:34.320 |
| 2 | 2 | 1:45.863 | 30.128 | 40.800 | 34.935 | 261.5 | 11:09:05.177 | 2 | 1 | 1:45.143 | 30.033 | 40.874 | 34.236 | 264.7 | 11:10:19.463 |
| 3 | 2 | 1:45.185 | 29.727 | 40.643 | 34.815 | 264.0 | 11:10:50.362 | 3 | 1 | 1:45.368 | 30.065 | 40.884 | 34.419 | 266.6 | 11:12:04.831 |
| 4 | 2 | 1:52.215 | 29.704 | 40.644 | 41.867 | 262.1 | 11:12:42.577 | 4 | 1 | 1:44.879 | 29.818 | 40.719 | 34.342 | 266.0 | 11:13:49.710 |
| 5 | 2 | 1:45.160 | 29.604 | 40.350 | 35.206 | 264.0 | 11:14:27.737 | 5 | 1 | 1:45.042 | 29.715 | 40.937 | 34.390 | 267.3 | 11:15:34.752 |
| 6 | 2 | 1:55.543 P | 29.601 | 40.599 | 45.343 | 264.7 | 11:16:23.280 | 6 | 1 | 1:50.386 P | 29.937 | 41.193 | 39.256 | 267.9 | 11:17:25.138 |
| 7 | 2 | 15:07.909 | 13:44.658 | 44.562 | 38.689 | 192.1 | 11:31:31.189 | 7 | 1 | 13:38.137 | 12:13.467 | 41.148 | 43.522 | 190.1 | 11:31:03.275 |
| 8 | 2 | 1:43.404 | 29.306 | 39.919 | 34.179 | 263.4 | 11:33:14.593 | 8 | 1 | 1:45.458 | 30.036 | 41.051 | 34.371 | 267.3 | 11:32:48.733 |
| 9 | 2 | 1:47.682 | 29.194 | 39.887 | 38.601 | 264.0 | 11:35:02.275 | 9 | 1 | 1:44.604 | 29.512 | 40.785 | 34.307 | 267.9 | 11:34:33.337 |
| 10 | 2 | 1:47.648 | 29.309 | 41.031 | 37.308 | 265.3 | 11:36:49.923 | 10 | 1 | 1:48.105 | 29.618 | 40.702 | 37.785 | 264.7 | 11:36:21.442 |
| 11 | 2 | 1:44.177 | 29.363 | 40.429 | 34.385 | 263.4 | 11:38:34.100 | 11 | 1 | 1:44.689 | 29.479 | 40.852 | 34.358 | 267.9 | 11:38:06.131 |
| 12 | 2 | 1:58.984 P | 29.555 | 42.696 | 46.733 | 266.0 | 11:40:33.084 | 12 | 1 | 1:45.574 | 29.686 | 41.111 | 34.777 | 269.3 | 11:39:51.705 |
| | | | | | | | | 13 | 1 | 2:31.803 P | 42.610 | 58.224 | 50.969 | 150.6 | 11:42:23.508 |





Circuit de Barcelona
International GT Open
Qualifying - 1 Driver - 1
Lap Analysis



33

1 Christian Hook
 PROAM
 2 Dominik Schwager
 Rinaldi Racing

Ferrari 488 GT3
 Rinaldi Racing

51

1 Alessandro Pier Guidi
 PRO
 2 Mikkel Mac
 Luzich Racing

| Lap | D | Time | Sector 1 | Sector 2 | Sector 3 | T. Spd | Elapsed |
|-----|---|--------------|--------------|----------|----------|--------|--------------|
| 1 | 2 | 11:12:29.184 | 11:11:04.201 | 44.879 | 40.104 | 181.8 | 11:12:29.184 |
| 2 | 2 | 1:45.198 | 29.961 | 40.844 | 34.393 | 266.0 | 11:14:14.382 |
| 3 | 2 | 1:51.137 | 30.371 | 43.939 | 36.827 | 264.7 | 11:16:05.519 |
| 4 | 2 | 1:45.165 | 29.756 | 40.882 | 34.527 | 263.4 | 11:17:50.684 |
| 5 | 2 | 2:05.343 P | 29.927 | 48.576 | 46.840 | 264.0 | 11:19:56.027 |
| 6 | 2 | 6:38.420 | 5:21.821 | 41.703 | 34.896 | 191.8 | 11:26:34.447 |
| 7 | 2 | 1:45.072 | 29.798 | 40.792 | 34.482 | 262.7 | 11:28:19.519 |
| 8 | 2 | 1:44.817 | 29.727 | 40.660 | 34.430 | 262.7 | 11:30:04.336 |
| 9 | 2 | 1:50.101 P | 29.837 | 41.000 | 39.264 | 264.7 | 11:31:54.437 |
| 10 | 2 | 3:12.597 | 1:48.410 | 43.335 | 40.852 | 191.4 | 11:35:07.034 |
| 11 | 2 | 1:44.478 | 29.559 | 40.631 | 34.288 | 263.4 | 11:36:51.512 |
| 12 | 2 | 1:47.132 | 29.547 | 41.278 | 36.307 | 266.6 | 11:38:38.644 |
| 13 | 2 | 1:56.336 P | 29.552 | 43.666 | 43.118 | 264.0 | 11:40:34.980 |

36

1 Christian Hahn
 PROAM
 2 Lucas Auer
 Drivex School

Mercedes AMG GT3
 Drivex School

| Lap | D | Time | Sector 1 | Sector 2 | Sector 3 | T. Spd | Elapsed |
|-----|---|--------------|--------------|----------|----------|--------|--------------|
| 1 | 1 | 11:07:49.746 | 11:06:14.852 | 51.397 | 43.497 | 163.6 | 11:07:49.746 |
| 2 | 1 | 1:59.188 | 32.051 | 43.079 | 44.058 | 259.6 | 11:09:48.934 |
| 3 | 1 | 1:48.395 | 30.513 | 41.391 | 36.491 | 262.1 | 11:11:37.329 |
| 4 | 1 | 1:45.984 | 30.117 | 41.047 | 34.820 | 264.0 | 11:13:23.313 |
| 5 | 1 | 1:45.194 | 29.767 | 40.842 | 34.585 | 266.0 | 11:15:08.507 |
| 6 | 1 | 2:04.509 | 31.485 | 47.641 | 45.383 | 266.0 | 11:17:13.016 |
| 7 | 1 | 2:00.939 P | 30.135 | 44.605 | 46.199 | 263.4 | 11:19:13.955 |
| 8 | 1 | 9:25.275 | 8:01.052 | 43.830 | 40.393 | 166.4 | 11:28:39.230 |
| 9 | 1 | 1:48.472 | 31.977 | 41.244 | 35.251 | 223.1 | 11:30:27.702 |
| 10 | 1 | 1:49.960 | 29.621 | 41.098 | 39.241 | 265.3 | 11:32:17.662 |
| 11 | 1 | 1:45.220 | 29.774 | 40.719 | 34.727 | 265.3 | 11:34:02.882 |
| 12 | 1 | 1:51.384 | 29.612 | 40.695 | 41.077 | 264.7 | 11:35:54.266 |
| 13 | 1 | 1:50.487 | 29.694 | 42.336 | 38.457 | 264.7 | 11:37:44.753 |
| 14 | 1 | 1:45.508 | 29.666 | 40.911 | 34.931 | 264.7 | 11:39:30.261 |
| 15 | 1 | 2:58.585 P | 29.689 | 1:35.806 | 53.090 | 264.0 | 11:42:28.846 |

47

1 Fran Rueda
 PRO
 2 Andrés Saravia
 RACE / BMW Team Teo Martin

BMW M6 GT3
 RACE / BMW Team Teo Martin

| Lap | D | Time | Sector 1 | Sector 2 | Sector 3 | T. Spd | Elapsed |
|-----|---|--------------|--------------|----------|----------|--------|--------------|
| 1 | 2 | 11:12:23.227 | 11:10:53.870 | 45.688 | 43.669 | 153.8 | 11:12:23.227 |
| 2 | 2 | 1:45.522 | 30.306 | 40.901 | 34.315 | 264.0 | 11:14:08.749 |
| 3 | 2 | 1:44.995 | 29.708 | 40.655 | 34.632 | 266.0 | 11:15:53.744 |
| 4 | 2 | 1:52.018 | 30.731 | 44.151 | 37.136 | 266.6 | 11:17:45.762 |
| 5 | 2 | 1:58.906 P | 29.670 | 44.101 | 45.135 | 266.0 | 11:19:44.668 |
| 6 | 2 | 13:16.844 | 11:47.924 | 49.984 | 38.936 | 129.0 | 11:33:01.512 |
| 7 | 2 | 1:46.833 | 29.377 | 41.973 | 35.483 | 266.6 | 11:34:48.345 |
| 8 | 2 | 1:47.854 | 29.880 | 41.422 | 36.552 | 266.0 | 11:36:36.199 |
| 9 | 2 | 1:45.035 | 29.565 | 40.779 | 34.691 | 269.3 | 11:38:21.234 |
| 10 | 2 | 1:44.890 | 29.641 | 40.700 | 34.549 | 267.3 | 11:40:06.124 |
| 11 | 2 | 2:27.457 P | 30.014 | 1:02.169 | 55.274 | 266.6 | 11:42:33.581 |

52

1 Marco Cioci
 PRO
 2 Matt Griffin
 Luzich Racing

| Lap | D | Time | Sector 1 | Sector 2 | Sector 3 | T. Spd | Elapsed |
|-----|---|--------------|--------------|----------|----------|--------|--------------|
| 1 | 1 | 11:10:57.255 | 11:09:32.372 | 48.255 | 36.628 | 154.7 | 11:10:57.255 |
| 2 | 1 | 1:46.929 | 30.643 | 41.503 | 34.783 | 262.1 | 11:12:44.184 |
| 3 | 1 | 1:45.772 | 30.072 | 40.995 | 34.705 | 264.7 | 11:14:29.956 |
| 4 | 1 | 1:49.506 | 30.495 | 40.815 | 38.196 | 266.0 | 11:16:19.462 |
| 5 | 1 | 1:57.521 P | 29.898 | 41.289 | 46.334 | 264.0 | 11:18:16.983 |
| 6 | 1 | 11:39.848 | 10:23.532 | 42.012 | 34.304 | 187.5 | 11:29:56.831 |
| 7 | 1 | 1:45.048 | 29.822 | 40.636 | 34.590 | 262.7 | 11:31:41.879 |
| 8 | 1 | 1:44.986 | 29.683 | 40.854 | 34.449 | 264.0 | 11:33:26.865 |
| 9 | 1 | 1:45.016 | 29.604 | 40.787 | 34.625 | 264.0 | 11:35:11.881 |
| 10 | 1 | 1:45.031 | 29.636 | 40.758 | 34.637 | 264.0 | 11:36:56.912 |
| 11 | 1 | 1:46.594 | 29.719 | 40.935 | 35.940 | 264.0 | 11:38:43.506 |
| 12 | 1 | 2:08.982 P | 29.622 | 44.308 | 55.052 | 264.7 | 11:40:52.488 |

63

1 Giovanni Venturini
 PRO
 2 Jeroen Mul
 Imperiale Racing

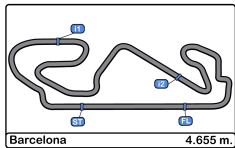
| Lap | D | Time | Sector 1 | Sector 2 | Sector 3 | T. Spd | Elapsed |
|-----|---|--------------|--------------|----------|----------|--------|--------------|
| 1 | 2 | 11:12:17.330 | 11:10:55.687 | 42.590 | 39.053 | 189.8 | 11:12:17.330 |
| 2 | 2 | 1:44.226 | 29.721 | 40.389 | 34.116 | 264.7 | 11:14:01.556 |
| 3 | 2 | 1:44.349 | 29.816 | 40.418 | 34.115 | 265.3 | 11:15:45.905 |
| 4 | 2 | 1:55.576 | 34.229 | 42.926 | 38.421 | 224.5 | 11:17:41.481 |
| 5 | 2 | 1:56.561 P | 29.565 | 45.319 | 41.677 | 265.3 | 11:19:38.042 |
| 6 | 2 | 11:12.500 | 9:55.548 | 41.733 | 35.219 | 186.2 | 11:30:50.542 |
| 7 | 2 | 1:44.786 | 29.615 | 40.574 | 34.597 | 264.7 | 11:32:35.328 |
| 8 | 2 | 1:44.233 | 29.541 | 40.521 | 34.171 | 266.6 | 11:34:19.561 |
| 9 | 2 | 1:50.431 | 29.499 | 40.810 | 40.122 | 266.0 | 11:36:09.992 |
| 10 | 2 | 1:54.618 P | 31.312 | 41.589 | 41.717 | 253.5 | 11:38:04.610 |

66

1 Giulio Borlenghi
 AM
 2 Andrzej Lewandowski
 Vincenzo Sospiri Racing

| Lap | D | Time | Sector 1 | Sector 2 | Sector 3 | T. Spd | Elapsed |
|-----|---|--------------|--------------|----------|----------|--------|--------------|
| 1 | 2 | 11:26:38.577 | 11:25:19.297 | 43.239 | 36.041 | 182.7 | 11:26:38.577 |
| 2 | 2 | 1:47.028 | 30.293 | 41.506 | 35.229 | 267.3 | 11:28:25.605 |
| 3 | 2 | 1:46.817 | 30.066 | 41.735 | 35.016 | 266.0 | 11:30:12.422 |
| 4 | 2 | 1:46.157 | 30.003 | 41.151 | 35.003 | 268.6 | 11:31:58.579 |
| 5 | 2 | 1:46.464 | 29.835 | 41.684 | 34.945 | 267.9 | 11:33:45.043 |
| 6 | 2 | 2:11.585 P | 30.023 | 41.521 | 1:00.041 | 268.6 | 11:35:56.628 |
| 7 | 2 | 2:36.063 | 58.748 | 59.390 | 37.925 | 131.8 | 11:38:32.691 |
| 8 | 2 | 1:57.954 P | 30.102 | 41.559 | 46.293 | 267.3 | 11:40:30.645 |





Circuit de Barcelona
International GT Open
Qualifying - 1 Driver - 1
Lap Analysis



71

1 Alexander West
 PROAM
 2 Michele Rugolo
 Luzich Racing

Ferrari 488 GT3

84

1 Russell Ward
 PRO
 2 Indy Dontje
 Winward Racing / HTP Motorsport

| Lap | D | Time | Sector 1 | Sector 2 | Sector 3 | T. Spd | Elapsed |
|-----|---|--------------|--------------|----------|----------|--------|--------------|
| 1 | 1 | 11:11:32.795 | 11:10:08.001 | 45.847 | 38.947 | 181.2 | 11:11:32.795 |
| 2 | 1 | 1:47.928 | 30.316 | 41.721 | 35.891 | 263.4 | 11:13:20.723 |
| 3 | 1 | 1:46.296 | 30.015 | 41.178 | 35.103 | 264.7 | 11:15:07.019 |
| 4 | 1 | 1:46.230 | 29.882 | 41.186 | 35.162 | 264.7 | 11:16:53.249 |
| 5 | 1 | 1:46.765 | 29.779 | 41.301 | 35.685 | 265.3 | 11:18:40.014 |
| 6 | 1 | 2:06.830 P | 32.055 | 46.340 | 48.435 | 252.9 | 11:20:46.844 |
| 7 | 1 | 6:10.981 | 4:52.996 | 42.733 | 35.252 | 180.3 | 11:26:57.825 |
| 8 | 1 | 1:45.898 | 29.851 | 41.169 | 34.878 | 264.7 | 11:28:43.723 |
| 9 | 1 | 1:48.962 | 29.867 | 41.125 | 37.970 | 264.7 | 11:30:32.685 |
| 10 | 1 | 1:47.831 | 29.750 | 41.036 | 37.045 | 264.7 | 11:32:20.516 |
| 11 | 1 | 1:46.068 | 29.837 | 41.085 | 35.146 | 265.3 | 11:34:06.584 |
| 12 | 1 | 2:24.529 P | 29.710 | 41.053 | 1:13.766 | 265.3 | 11:36:31.113 |

| Lap | D | Time | Sector 1 | Sector 2 | Sector 3 | T. Spd | Elapsed |
|-----|---|--------------|--------------|----------|----------|--------|--------------|
| 1 | 2 | 11:09:29.704 | 11:07:57.967 | 52.475 | 39.262 | 123.5 | 11:09:29.704 |
| 2 | 2 | 1:48.530 | 31.444 | 42.123 | 34.963 | 257.1 | 11:11:18.234 |
| 3 | 2 | 1:45.004 | 30.035 | 40.654 | 34.315 | 262.1 | 11:13:03.238 |
| 4 | 2 | 1:44.451 | 29.846 | 40.355 | 34.250 | 263.4 | 11:14:47.689 |
| 5 | 2 | 1:47.914 | 29.642 | 40.389 | 37.883 | 263.4 | 11:16:35.603 |
| 6 | 2 | 1:46.165 | 29.701 | 41.307 | 35.157 | 262.1 | 11:18:21.768 |
| 7 | 2 | 2:12.980 P | 34.015 | 52.355 | 46.610 | 264.0 | 11:20:34.748 |
| 8 | 2 | 10:51.180 | 9:31.294 | 43.836 | 36.050 | 173.0 | 11:31:25.928 |
| 9 | 2 | 1:46.008 | 29.842 | 40.744 | 35.422 | 261.5 | 11:33:11.936 |
| 10 | 2 | 1:48.822 | 29.622 | 40.534 | 38.666 | 262.7 | 11:35:00.758 |
| 11 | 2 | 1:44.454 | 29.584 | 40.408 | 34.462 | 263.4 | 11:36:45.212 |
| 12 | 2 | 1:46.382 | 29.929 | 41.095 | 35.358 | 264.7 | 11:38:31.594 |
| 13 | 2 | 1:44.682 | 29.513 | 40.596 | 34.573 | 263.4 | 11:40:16.276 |
| 14 | 2 | 2:18.386 P | 32.056 | 53.964 | 52.366 | 262.7 | 11:42:34.662 |

72

1 Mario Plachutta
 PROAM
 2 Thomas Jäger
 Lechner Racing

Mercedes AMG GT3

90

1 Alberto Di Folco
 PRO
 2 Adrian Zaugg
 Target Racing

| Lap | D | Time | Sector 1 | Sector 2 | Sector 3 | T. Spd | Elapsed |
|-----|---|--------------|--------------|----------|----------|--------|--------------|
| 1 | 1 | 11:18:02.163 | 11:16:23.938 | 50.917 | 47.308 | 165.6 | 11:18:02.163 |
| 2 | 1 | 2:12.016 P | 32.695 | 51.672 | 47.649 | 255.3 | 11:20:14.179 |
| 3 | 1 | 5:53.312 | 4:28.982 | 45.196 | 39.134 | 165.6 | 11:26:07.491 |
| 4 | 1 | 1:51.976 | 31.195 | 42.500 | 38.281 | 260.8 | 11:27:59.467 |
| 5 | 1 | 1:48.448 | 30.836 | 42.152 | 35.460 | 262.7 | 11:29:47.915 |
| 6 | 1 | 1:47.208 | 30.487 | 41.662 | 35.059 | 264.0 | 11:31:35.123 |
| 7 | 1 | 1:46.620 | 30.080 | 41.356 | 35.184 | 266.0 | 11:33:21.743 |
| 8 | 1 | 1:46.814 | 30.047 | 41.538 | 35.229 | 266.0 | 11:35:08.557 |
| 9 | 1 | 2:00.366 | 35.497 | 44.946 | 39.923 | 267.3 | 11:37:08.923 |
| 10 | 1 | 2:02.534 P | 30.652 | 46.848 | 45.034 | 261.5 | 11:39:11.457 |

| Lap | D | Time | Sector 1 | Sector 2 | Sector 3 | T. Spd | Elapsed |
|-----|---|--------------|--------------|----------|----------|--------|--------------|
| 1 | 2 | 11:12:26.713 | 11:11:02.275 | 42.867 | 41.571 | 167.4 | 11:12:26.713 |
| 2 | 2 | 1:45.231 | 29.877 | 40.999 | 34.355 | 262.7 | 11:14:11.944 |
| 3 | 2 | 1:49.200 | 29.642 | 40.904 | 38.654 | 265.3 | 11:16:01.144 |
| 4 | 2 | 1:45.205 | 29.621 | 40.885 | 34.699 | 264.7 | 11:17:46.349 |
| 5 | 2 | 2:02.404 P | 31.490 | 46.703 | 44.211 | 266.6 | 11:19:48.753 |
| 6 | 2 | 7:59.894 | 6:38.328 | 42.247 | 39.319 | 189.4 | 11:27:48.647 |
| 7 | 2 | 1:52.361 P | 29.686 | 41.944 | 40.731 | 264.7 | 11:29:41.008 |
| 8 | 2 | 5:15.410 | 3:48.314 | 51.467 | 35.629 | 115.1 | 11:34:56.418 |
| 9 | 2 | 1:45.760 | 29.638 | 41.641 | 34.481 | 265.3 | 11:36:42.178 |
| 10 | 2 | 1:45.162 | 29.655 | 40.764 | 34.743 | 264.7 | 11:38:27.340 |
| 11 | 2 | 1:59.725 P | 29.855 | 44.055 | 45.815 | 266.6 | 11:40:27.065 |

77

1 Marcin Jedlinski
 PROAM
 2 Mateusz Lisowski
 Olimp Racing

Audi R8 LMS

91

1 Stefano Costantini
 AM
 2
 Target Racing

| Lap | D | Time | Sector 1 | Sector 2 | Sector 3 | T. Spd | Elapsed |
|-----|---|--------------|--------------|----------|----------|--------|--------------|
| 1 | 2 | 11:09:24.558 | 11:08:06.334 | 43.057 | 35.167 | 184.3 | 11:09:24.558 |
| 2 | 2 | 1:46.084 | 30.469 | 40.911 | 34.704 | 262.7 | 11:11:10.642 |
| 3 | 2 | 1:44.670 | 29.611 | 40.607 | 34.452 | 265.3 | 11:12:55.312 |
| 4 | 2 | 1:44.675 | 29.689 | 40.692 | 34.294 | 267.3 | 11:14:39.987 |
| 5 | 2 | 1:51.357 P | 29.747 | 41.819 | 39.791 | 267.3 | 11:16:31.344 |
| 6 | 2 | 11:12.030 | 9:49.356 | 46.701 | 35.973 | 191.4 | 11:27:43.374 |
| 7 | 2 | 1:44.053 | 29.522 | 40.269 | 34.262 | 264.7 | 11:29:27.427 |
| 8 | 2 | 1:47.167 | 29.899 | 42.540 | 34.728 | 265.3 | 11:31:14.594 |
| 9 | 2 | 1:48.170 | 29.517 | 40.416 | 38.237 | 264.7 | 11:33:02.764 |
| 10 | 2 | 1:47.738 | 29.482 | 41.314 | 36.942 | 266.0 | 11:34:50.502 |
| 11 | 2 | 1:52.157 P | 29.678 | 40.810 | 41.669 | 265.3 | 11:36:42.659 |

| Lap | D | Time | Sector 1 | Sector 2 | Sector 3 | T. Spd | Elapsed |
|-----|---|--------------|--------------|----------|----------|--------|--------------|
| 1 | 2 | 11:12:32.891 | 11:11:08.238 | 46.169 | 38.484 | 166.1 | 11:12:32.891 |
| 2 | 2 | 1:46.836 | 30.491 | 41.677 | 34.668 | 262.1 | 11:14:19.727 |
| 3 | 2 | 1:53.323 | 29.932 | 41.322 | 42.069 | 264.7 | 11:16:13.050 |
| 4 | 2 | 1:46.957 | 29.955 | 41.359 | 35.643 | 264.7 | 11:18:00.007 |
| 5 | 2 | 1:59.124 P | 29.923 | 44.359 | 44.842 | 264.0 | 11:19:59.131 |
| 6 | 2 | 7:07.634 | 5:49.532 | 42.565 | 35.537 | 169.0 | 11:27:06.765 |
| 7 | 2 | 1:46.987 | 29.788 | 41.358 | 35.841 | 265.3 | 11:28:53.752 |
| 8 | 2 | 1:52.785 P | 29.882 | 41.072 | 41.831 | 265.3 | 11:30:46.537 |
| 9 | 2 | 3:27.781 | 2:10.233 | 41.338 | 36.210 | 182.4 | 11:34:14.318 |
| 10 | 2 | 2:13.824 | 29.548 | 1:05.271 | 39.005 | 266.6 | 11:36:28.142 |
| 11 | 2 | 1:45.129 | 29.611 | 40.793 | 34.725 | 266.0 | 11:38:13.271 |
| 12 | 2 | 1:45.301 | 29.559 | 40.883 | 34.859 | 266.0 | 11:39:58.572 |
| 13 | 2 | 2:27.685 P | 36.794 | 58.059 | 52.832 | 195.6 | 11:42:26.257 |





Circuit de Barcelona
International GT Open
Qualifying - 1 Driver - 1
Lap Analysis



96

1 Bradley Ellis

Audi R8 LMS **333**

1 Rinat Salikhov

Ferrari 488 GT3

PROAM

2 Oliver Wilkinson

Optimum Motorsport

PROAM

2 David Perel

Rinaldi Racing

| Lap | D | Time | Sector 1 | Sector 2 | Sector 3 | T. Spd | Elapsed | Lap | D | Time | Sector 1 | Sector 2 | Sector 3 | T. Spd | Elapsed |
|-----|---|--------------|--------------|----------|----------|--------|--------------|-----|---|--------------|--------------|----------|----------|--------|--------------|
| 1 | 2 | 11:12:51.654 | 11:11:31.456 | 42.469 | 37.729 | 148.3 | 11:12:51.654 | 1 | 2 | 11:11:51.016 | 11:10:34.269 | 42.326 | 34.421 | 141.5 | 11:11:51.016 |
| 2 | 2 | 1:45.450 | 30.177 | 40.944 | 34.329 | 266.0 | 11:14:37.104 | 2 | 2 | 1:45.926 | 30.521 | 41.070 | 34.335 | 266.0 | 11:13:36.942 |
| 3 | 1 | 1:45.018 | 29.740 | 40.819 | 34.459 | 267.9 | 11:16:22.122 | 3 | 2 | 1:45.645 | 29.714 | 41.514 | 34.417 | 267.3 | 11:15:22.587 |
| 4 | 1 | 1:49.258 | 29.790 | 42.967 | 36.501 | 268.6 | 11:18:11.380 | 4 | 2 | 1:45.411 | 29.674 | 40.818 | 34.919 | 266.6 | 11:17:07.998 |
| 5 | 1 | 2:12.524 P | 32.290 | 52.839 | 47.395 | 266.6 | 11:20:23.904 | 5 | 2 | 2:00.543 P | 29.908 | 46.647 | 43.988 | 266.6 | 11:19:08.541 |
| 6 | 1 | 5:58.690 | 4:43.048 | 41.153 | 34.489 | 190.1 | 11:26:22.594 | 6 | 2 | 12:45.751 | 11:28.330 | 42.518 | 34.903 | 188.1 | 11:31:54.292 |
| 7 | 1 | 1:50.899 P | 29.871 | 41.146 | 39.882 | 266.0 | 11:28:13.493 | 7 | 2 | 1:44.743 | 29.721 | 40.726 | 34.296 | 266.0 | 11:33:39.035 |
| 8 | 1 | 3:32.467 | 2:10.335 | 43.722 | 38.410 | 191.1 | 11:31:45.960 | 8 | 2 | 1:44.358 | 29.482 | 40.574 | 34.302 | 267.3 | 11:35:23.393 |
| 9 | 1 | 1:44.144 | 29.534 | 40.547 | 34.063 | 268.6 | 11:33:30.104 | 9 | 2 | 1:59.602 | 29.711 | 42.122 | 47.769 | 267.3 | 11:37:22.995 |
| 10 | 1 | 1:44.247 | 29.448 | 40.415 | 34.384 | 268.6 | 11:35:14.351 | 10 | 2 | 1:44.934 | 29.674 | 40.754 | 34.506 | 265.3 | 11:39:07.929 |
| 11 | 1 | 1:54.200 P | 29.503 | 44.180 | 40.517 | 268.6 | 11:37:08.551 | 11 | 2 | 1:50.253 P | 29.536 | 41.160 | 39.557 | 266.0 | 11:40:58.182 |
| 12 | 1 | 2:41.190 | 1:25.395 | 41.174 | 34.621 | 194.2 | 11:39:49.741 | | | | | | | | |
| 13 | 1 | 2:32.066 P | 38.464 | 1:00.837 | 52.765 | 187.8 | 11:42:21.807 | | | | | | | | |

99

1 Manuel Da Costa

Mercedes AMG GT3

AM

2 Miguel Sardinha

Sports and You

| Lap | D | Time | Sector 1 | Sector 2 | Sector 3 | T. Spd | Elapsed |
|-----|---|--------------|--------------|----------|----------|--------|--------------|
| 1 | 1 | 11:09:34.998 | 11:08:12.048 | 45.104 | 37.846 | 177.9 | 11:09:34.998 |
| 2 | 1 | 1:51.157 | 31.862 | 43.076 | 36.219 | 260.2 | 11:11:26.155 |
| 3 | 1 | 1:49.853 | 30.675 | 42.140 | 37.038 | 261.5 | 11:13:16.008 |
| 4 | 1 | 1:48.344 | 30.548 | 42.033 | 35.763 | 262.7 | 11:15:04.352 |
| 5 | 1 | 2:02.398 P | 30.947 | 46.439 | 45.012 | 261.5 | 11:17:06.750 |
| 6 | 1 | 9:36.035 | 8:17.439 | 42.537 | 36.059 | 187.8 | 11:26:42.785 |
| 7 | 1 | 1:46.249 | 29.938 | 41.184 | 35.127 | 263.4 | 11:28:29.034 |
| 8 | 1 | 1:46.441 | 30.005 | 41.283 | 35.153 | 263.4 | 11:30:15.475 |
| 9 | 1 | 1:55.049 P | 30.272 | 43.216 | 41.561 | 264.7 | 11:32:10.524 |
| 10 | 1 | 3:18.143 | 2:00.494 | 42.155 | 35.494 | 150.0 | 11:35:28.667 |
| 11 | 1 | 1:45.986 | 29.771 | 41.120 | 35.095 | 264.0 | 11:37:14.653 |
| 12 | 1 | 1:46.004 | 29.752 | 41.058 | 35.194 | 264.0 | 11:39:00.657 |
| 13 | 1 | 2:02.399 P | 30.641 | 48.903 | 42.855 | 263.4 | 11:41:03.056 |

111

1 Charles Finelli

Mercedes AMG GT3

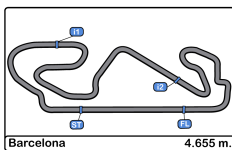
AM

2 Phillippe Denes

Porteiro Motorsport

| Lap | D | Time | Sector 1 | Sector 2 | Sector 3 | T. Spd | Elapsed |
|-----|---|----------------|--------------|----------|----------|--------|--------------|
| 1 | 2 | 11:19:06.274 P | 11:17:31.179 | 44.829 | 50.266 | 159.0 | 11:19:06.274 |
| 2 | 1 | 8:09.602 | 6:47.630 | 44.105 | 37.867 | 183.9 | 11:27:15.876 |
| 3 | 1 | 1:50.025 | 31.066 | 42.315 | 36.644 | 258.9 | 11:29:05.901 |
| 4 | 1 | 1:49.322 | 30.894 | 42.115 | 36.313 | 261.5 | 11:30:55.223 |
| 5 | 1 | 1:50.127 | 30.898 | 41.462 | 37.767 | 259.6 | 11:32:45.350 |
| 6 | 1 | 1:50.645 | 31.066 | 42.337 | 37.242 | 262.1 | 11:34:35.995 |
| 7 | 1 | 1:53.737 | 30.724 | 43.753 | 39.260 | 261.5 | 11:36:29.732 |
| 8 | 1 | 1:50.473 | 30.542 | 42.255 | 37.676 | 260.8 | 11:38:20.205 |
| 9 | 1 | 4:16.582 P | 33.188 | 2:51.653 | 51.741 | 259.6 | 11:42:36.787 |



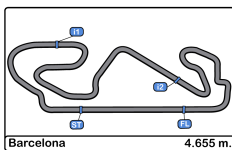


Circuito de Barcelona
International GT Open
Qualifying - 1 Driver - 1
Best Sectors Results



| Sector - 1 | | | | Sector - 2 | | | | Sector - 3 | | | | Ideal Lap vs Best Lap | | | | |
|------------|-----|--------------------------|--------|------------|--------------------------|--------|-----|--------------------------|--------|------|-----|--------------------------|-----------|----------|------|--|
| Clas | Nº | Driver | Time | Nº | Driver | Time | Nº | Driver | Time | Clas | Nº | Driver | Ideal Lap | Best Lap | Clas | |
| 1 | 20 | Tom Onslow-Cole | 29.194 | 20 | Tom Onslow-Cole | 39.887 | 25 | Rik Breukers | 33.922 | 1 | 20 | Tom Onslow-Cole | 1:43.260 | 1:43.404 | 1 | |
| 2 | 27 | Fabrizio Crestani | 29.205 | 27 | Fabrizio Crestani | 40.052 | 96 | Bradley Ellis | 34.063 | 2 | 27 | Fabrizio Crestani | 1:43.496 | 1:43.496 | 2 | |
| 3 | 12 | Damiano Fioravanti | 29.236 | 16 | Allam Khodair | 40.213 | 12 | Damiano Fioravanti | 34.091 | 3 | 12 | Damiano Fioravanti | 1:43.609 | 1:43.671 | 3 | |
| 4 | 16 | Allam Khodair | 29.314 | 6 | Philip Keen | 40.244 | 63 | Jeroen Mul | 34.115 | 4 | 25 | Rik Breukers | 1:43.698 | 1:43.818 | 4 | |
| 5 | 6 | Philip Keen | 29.338 | 77 | Mateusz Lisowski | 40.269 | 20 | Tom Onslow-Cole | 34.179 | 5 | 96 | Bradley Ellis | 1:43.926 | 1:44.144 | 9 | |
| 6 | 17 | Richard Gonda | 29.367 | 12 | Damiano Fioravanti | 40.282 | 51 | Mikkel Mac | 34.217 | 6 | 51 | Mikkel Mac | 1:43.986 | 1:44.020 | 5 | |
| 7 | 47 | Andrés Saravia | 29.377 | 25 | Rik Breukers | 40.298 | 28 | Toby Sowery | 34.236 | 7 | 63 | Jeroen Mul | 1:44.003 | 1:44.226 | 10 | |
| 8 | 51 | Mikkel Mac | 29.382 | 84 | Indy Dontje | 40.355 | 27 | Fabrizio Crestani | 34.239 | 8 | 77 | Mateusz Lisowski | 1:44.013 | 1:44.053 | 6 | |
| 9 | 96 | Bradley Ellis | 29.448 | 17 | Richard Gonda | 40.369 | 84 | Indy Dontje | 34.250 | 9 | 6 | Philip Keen | 1:44.032 | 1:44.233 | 11 | |
| 10 | 25 | Rik Breukers | 29.478 | 51 | Mikkel Mac | 40.387 | 77 | Mateusz Lisowski | 34.262 | 10 | 16 | Allam Khodair | 1:44.042 | 1:44.103 | 7 | |
| 11 | 28 | Toby Sowery | 29.479 | 63 | Jeroen Mul | 40.389 | 33 | Dominik Schwager | 34.288 | 11 | 17 | Richard Gonda | 1:44.064 | 1:44.112 | 8 | |
| 12 | 77 | Mateusz Lisowski | 29.482 | 96 | Bradley Ellis | 40.415 | 333 | David Perel | 34.296 | 12 | 84 | Indy Dontje | 1:44.118 | 1:44.451 | 13 | |
| 13 | 333 | David Perel | 29.482 | 333 | David Perel | 40.574 | 52 | Marco Cioci | 34.304 | 13 | 47 | Andrés Saravia | 1:44.347 | 1:44.890 | 16 | |
| 14 | 63 | Jeroen Mul | 29.499 | 33 | Dominik Schwager | 40.631 | 47 | Andrés Saravia | 34.315 | 14 | 333 | David Perel | 1:44.352 | 1:44.358 | 12 | |
| 15 | 84 | Indy Dontje | 29.513 | 52 | Marco Cioci | 40.636 | 17 | Richard Gonda | 34.328 | 15 | 28 | Toby Sowery | 1:44.417 | 1:44.604 | 15 | |
| 16 | 33 | Dominik Schwager | 29.547 | 47 | Andrés Saravia | 40.655 | 90 | Adrian Zaugg | 34.355 | 16 | 33 | Dominik Schwager | 1:44.466 | 1:44.478 | 14 | |
| 17 | 91 | Stefano Costantini | 29.548 | 36 | Christian Hahn | 40.695 | 6 | Philip Keen | 34.450 | 17 | 52 | Marco Cioci | 1:44.544 | 1:44.986 | 17 | |
| 18 | 3 | Lourenço Beirão da Veiga | 29.549 | 28 | Toby Sowery | 40.702 | 11 | Andrea Montermini | 34.450 | 18 | 90 | Adrian Zaugg | 1:44.740 | 1:45.162 | 20 | |
| 19 | 52 | Marco Cioci | 29.604 | 90 | Adrian Zaugg | 40.764 | 16 | Allam Khodair | 34.515 | 19 | 36 | Christian Hahn | 1:44.892 | 1:45.194 | 21 | |
| 20 | 36 | Christian Hahn | 29.612 | 91 | Stefano Costantini | 40.793 | 36 | Christian Hahn | 34.585 | 20 | 91 | Stefano Costantini | 1:45.009 | 1:45.129 | 19 | |
| 21 | 90 | Adrian Zaugg | 29.621 | 11 | Andrea Montermini | 40.837 | 5 | Malgorzata Rdest | 34.638 | 21 | 11 | Andrea Montermini | 1:45.124 | 1:45.127 | 18 | |
| 22 | 71 | Alexander West | 29.710 | 3 | Lourenço Beirão da Veiga | 40.842 | 91 | Stefano Costantini | 34.668 | 22 | 3 | Lourenço Beirão da Veiga | 1:45.179 | 1:45.262 | 22 | |
| 23 | 99 | Manuel Da Costa | 29.752 | 19 | Jiatong Liang | 41.025 | 3 | Lourenço Beirão da Veiga | 34.788 | 23 | 71 | Alexander West | 1:45.624 | 1:45.898 | 23 | |
| 24 | 19 | Jiatong Liang | 29.817 | 71 | Alexander West | 41.036 | 19 | Jiatong Liang | 34.806 | 24 | 19 | Jiatong Liang | 1:45.648 | 1:46.090 | 25 | |
| 25 | 66 | Andrzej Lewandowski | 29.835 | 99 | Manuel Da Costa | 41.058 | 71 | Alexander West | 34.878 | 25 | 99 | Manuel Da Costa | 1:45.905 | 1:45.986 | 24 | |
| 26 | 11 | Andrea Montermini | 29.837 | 66 | Andrzej Lewandowski | 41.151 | 66 | Andrzej Lewandowski | 34.945 | 26 | 66 | Andrzej Lewandowski | 1:45.931 | 1:46.157 | 26 | |
| 27 | 5 | Malgorzata Rdest | 29.927 | 72 | Mario Plachutta | 41.356 | 72 | Mario Plachutta | 35.059 | 27 | 5 | Malgorzata Rdest | 1:45.991 | 1:46.213 | 27 | |
| 28 | 72 | Mario Plachutta | 30.047 | 5 | Malgorzata Rdest | 41.426 | 99 | Manuel Da Costa | 35.095 | 28 | 72 | Mario Plachutta | 1:46.462 | 1:46.620 | 28 | |
| 29 | 7 | Márcio Basso | 30.245 | 111 | Charles Finelli | 41.462 | 7 | Márcio Basso | 35.668 | 29 | 7 | Márcio Basso | 1:47.624 | 1:47.757 | 29 | |
| 30 | 111 | Charles Finelli | 30.542 | 7 | Márcio Basso | 41.711 | 111 | Charles Finelli | 36.313 | 30 | 111 | Charles Finelli | 1:48.317 | 1:49.322 | 30 | |



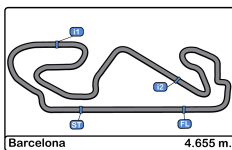


Circuito de Barcelona
International GT Open
Qualifying - 1 Driver - 1
Best 5 Lap Times



| Cl | Nº | Entrant/Team | Nat | Driver 1 | Nat | Status | Driver 2 | Nat | Status | Vehicle | Cat | Cl | Best 1 | | Best 2 | | Best 3 | | Best 4 | | Best 5 | | |
|----|-----|----------------------------|-----|---------------------------------|-----|----------|----------------------------|-----|--------|-------------------------|-------|----|----------|-----|----------|-----|----------|-----|----------|-----|----------|-----|--|
| | | | | | | | | | | | | | Time | Lap | Time | Lap | Time | Lap | Time | Lap | Time | Lap | |
| 1 | 20 | SPS Automotive Performance | DEU | Valentin Pierburg | DEU | Bronze | <u>Tom Onslow-Cole</u> | GBR | Gold | Mercedes AMG GT3 | PROAM | 1 | 1:43.404 | 8 | 1:44.177 | 11 | 1:45.160 | 5 | 1:45.185 | 3 | 1:45.863 | 2 | |
| 2 | 27 | Daiko Lazarus Racing | ITA | <u>Fabrizio Crestani</u> | ITA | Silver | Miguel Ramos | PRT | Bronze | Lamborghini Huracan GT3 | PROAM | 2 | 1:43.496 | 6 | 1:44.516 | 2 | 1:49.845 | 7 | 1:54.065 | 4 | 1:59.752 | 3 | |
| 3 | 12 | Ombra Racing | ITA | Andrea Rizzoli | ITA | Silver | <u>Damiano Fioravanti</u> | ITA | Silver | Lamborghini Huracan GT3 | PRO | 1 | 1:43.671 | 7 | 1:43.724 | 6 | 1:44.703 | 3 | 1:46.003 | 2 | 1:51.875 | 4 | |
| 4 | 25 | Imperiale Racing | ITA | Riccardo Agostini | ITA | Gold | <u>Rik Breukers</u> | NLD | Silver | Lamborghini Huracan GT3 | PRO | 2 | 1:43.818 | 10 | 1:43.940 | 12 | 1:44.057 | 3 | 1:45.091 | 2 | 1:46.173 | 4 | |
| 5 | 51 | Luzich Racing | USA | Alessandro Pier Guidi | ITA | Platinum | <u>Mikkel Mac</u> | DNK | Gold | Ferrari 488 GT3 | PRO | 3 | 1:44.020 | 8 | 1:44.784 | 4 | 1:44.848 | 5 | 1:48.354 | 10 | 1:49.443 | 9 | |
| 6 | 77 | Olimp Racing | POL | Marcin Jedlinski | POL | Bronze | <u>Mateusz Lisowski</u> | POL | Silver | Audi R8 LMS | PROAM | 3 | 1:44.053 | 7 | 1:44.670 | 3 | 1:44.675 | 4 | 1:46.084 | 2 | 1:47.167 | 8 | |
| 7 | 16 | Drivex School | ESP | Marcelo Hahn | BRA | Bronze | <u>Allam Khodair</u> | BRA | Gold | Mercedes AMG GT3 | PROAM | 4 | 1:44.103 | 9 | 1:44.128 | 8 | 1:45.145 | 3 | 1:47.568 | 5 | 1:48.457 | 11 | |
| 8 | 17 | Senkyr Motorsport | CZE | <u>Richard Gonda</u> | SVK | Silver | Mikkel Jensen | DNK | Silver | BMW M6 GT3 | PRO | 4 | 1:44.112 | 6 | 1:44.481 | 8 | 1:45.956 | 3 | 1:50.534 | 2 | 1:51.838 | 7 | |
| 9 | 96 | Optimum Motorsport | GBR | <u>Bradley Ellis</u> | GBR | Silver | Oliver Wilkinson | GBR | Bronze | Audi R8 LMS | PROAM | 5 | 1:44.144 | 9 | 1:44.247 | 10 | 1:45.018 | 3 | 1:45.450 | 2 | 1:49.258 | 4 | |
| 10 | 63 | Imperiale Racing | ITA | Giovanni Venturini | ITA | Gold | <u>Jeroen Mul</u> | NLD | Silver | Lamborghini Huracan GT3 | PRO | 5 | 1:44.226 | 2 | 1:44.233 | 8 | 1:44.349 | 3 | 1:44.786 | 7 | 1:50.431 | 9 | |
| 11 | 6 | Vincenzo Sospiri Racing | ITA | Kang Ling | CHN | Silver | <u>Philip Keen</u> | GBR | Gold | Lamborghini Huracan GT3 | PRO | 6 | 1:44.233 | 7 | 1:45.404 | 3 | 1:45.685 | 2 | 1:52.281 | 9 | 1:55.831 | 10 | |
| 12 | 333 | Rinaldi Racing | DEU | Rinat Salikhov | RUS | Bronze | <u>David Perel</u> | ZAF | Silver | Ferrari 488 GT3 | PROAM | 6 | 1:44.358 | 8 | 1:44.743 | 7 | 1:44.934 | 10 | 1:45.411 | 4 | 1:45.645 | 3 | |
| 13 | 84 | Winward Racing / HTP | USA | Russell Ward | USA | Silver | <u>Indy Dontje</u> | NLD | Silver | Mercedes AMG GT3 | PRO | 7 | 1:44.451 | 4 | 1:44.454 | 11 | 1:44.682 | 13 | 1:45.004 | 3 | 1:46.008 | 9 | |
| 14 | 33 | Rinaldi Racing | DEU | Christian Hook | DEU | Bronze | <u>Dominik Schwager</u> | DEU | Gold | Ferrari 488 GT3 | PROAM | 7 | 1:44.478 | 11 | 1:44.817 | 8 | 1:45.072 | 7 | 1:45.165 | 4 | 1:45.198 | 2 | |
| 15 | 28 | Daiko Lazarus Racing | ITA | <u>Toby Sowery</u> | GBR | Silver | Giuseppe Cipriani | ITA | Bronze | Lamborghini Huracan GT3 | PROAM | 8 | 1:44.604 | 9 | 1:44.689 | 11 | 1:44.879 | 4 | 1:45.042 | 5 | 1:45.143 | 2 | |
| 16 | 47 | RACE / BMW Team Teo Martín | ESP | Fran Rueda | ESP | Silver | <u>Andrés Saravia</u> | GTM | Silver | BMW M6 GT3 | PRO | 8 | 1:44.890 | 10 | 1:44.995 | 3 | 1:45.035 | 9 | 1:45.522 | 2 | 1:46.833 | 7 | |
| 17 | 52 | Luzich Racing | USA | <u>Marco Cioci</u> | ITA | Gold | Matt Griffin | IRL | Gold | Ferrari 488 GT3 | PRO | 9 | 1:44.986 | 8 | 1:45.016 | 9 | 1:45.031 | 10 | 1:45.048 | 7 | 1:45.772 | 3 | |
| 18 | 11 | RS Racing | ITA | Daniele Di Amato | ITA | Silver | <u>Andrea Montermini</u> | ITA | Gold | Ferrari 488 GT3 | PRO | 10 | 1:45.127 | 3 | 1:45.840 | 2 | | | | | | | |
| 19 | 91 | Target Racing | ITA | Stefano Costantini | ITA | Bronze | | | | Lamborghini Huracan GT3 | AM | 1 | 1:45.129 | 11 | 1:45.301 | 12 | 1:46.836 | 2 | 1:46.957 | 4 | 1:46.987 | 7 | |
| 20 | 90 | Target Racing | ITA | Alberto Di Folco | ITA | Silver | <u>Adrian Zaugg</u> | CHE | Silver | Lamborghini Huracan GT3 | PRO | 11 | 1:45.162 | 10 | 1:45.205 | 4 | 1:45.231 | 2 | 1:45.760 | 9 | 1:49.200 | 3 | |
| 21 | 36 | Drivex School | ESP | <u>Christian Hahn</u> | BRA | Bronze | Lucas Auer | AUT | Gold | Mercedes AMG GT3 | PROAM | 9 | 1:45.194 | 5 | 1:45.220 | 11 | 1:45.508 | 14 | 1:45.984 | 4 | 1:48.395 | 3 | |
| 22 | 3 | RACE / BMW Team Teo Martín | ESP | <u>Lourenço Beirão da Veiga</u> | PRT | Silver | Juan Cruz Álvarez | ARG | Silver | BMW M6 GT3 | PRO | 12 | 1:45.262 | 9 | 1:45.606 | 2 | 1:45.981 | 6 | 1:48.033 | 11 | 1:51.114 | 10 | |
| 23 | 71 | Luzich Racing | USA | <u>Alexander West</u> | SWE | Bronze | Michele Rugolo | ITA | Gold | Ferrari 488 GT3 | PROAM | 10 | 1:45.898 | 8 | 1:46.068 | 11 | 1:46.230 | 4 | 1:46.296 | 3 | 1:47.831 | 10 | |
| 24 | 99 | Sports and You | PRT | <u>Manuel Da Costa</u> | PRT | Bronze | Miguel Sardinha | PRT | Bronze | Mercedes AMG GT3 | AM | 2 | 1:45.986 | 11 | 1:46.004 | 12 | 1:46.249 | 7 | 1:46.441 | 8 | 1:48.344 | 4 | |
| 25 | 19 | Imperiale Racing | ITA | <u>Jiatong Liang</u> | CHN | Bronze | Raffaele Giammaria | ITA | Gold | Lamborghini Huracan GT3 | PROAM | 11 | 1:46.090 | 12 | 1:46.094 | 9 | 1:46.563 | 4 | 1:46.652 | 11 | 1:47.948 | 10 | |
| 26 | 66 | Vincenzo Sospiri Racing | ITA | Giulio Borlenghi | BRA | Bronze | <u>Andrzej Lewandowski</u> | POL | Bronze | Lamborghini Huracan GT3 | AM | 3 | 1:46.157 | 4 | 1:46.464 | 5 | 1:46.817 | 3 | 1:47.028 | 2 | 1:57.954 | 8 | |
| 27 | 5 | Olimp Racing | POL | Stanislaw Jedlinski | POL | Bronze | <u>Malgorzata Rdest</u> | POL | Bronze | Audi R8 LMS | AM | 4 | 1:46.213 | 10 | 1:47.101 | 12 | 1:47.201 | 8 | 1:47.422 | 4 | 1:47.425 | 11 | |
| 28 | 72 | Lechner Racing | AUT | <u>Mario Plachutta</u> | AUT | Bronze | Thomas Jäger | DEU | Gold | Mercedes AMG GT3 | PROAM | 12 | 1:46.620 | 7 | 1:46.814 | 8 | 1:47.208 | 6 | 1:48.448 | 5 | 1:51.976 | 4 | |
| 29 | 7 | RACE / BMW Team Teo Martín | ESP | <u>Márcio Basso</u> | BRA | Bronze | Guilherme Salas | BRA | Bronze | BMW M6 GT3 | AM | 5 | 1:47.757 | 11 | 1:48.761 | 10 | 1:48.889 | 9 | 1:49.895 | 13 | 1:51.160 | 4 | |
| 30 | 111 | Porteiro Motorsport | ESP | <u>Charles Finelli</u> | USA | Bronze | Phillippe Denes | USA | Bronze | Mercedes AMG GT3 | AM | 6 | 1:49.322 | 4 | 1:50.025 | 3 | 1:50.127 | 5 | 1:50.473 | 8 | 1:50.645 | 6 | |



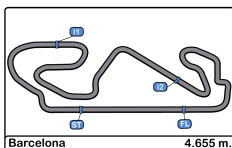


Circuito de Barcelona
International GT Open
Qualifying - 1 Driver - 1
Best 5 Top Speeds



| Cl | Nº | Entrant/Team | Nat | Driver 1 | Nat | Status | Driver 2 | Nat | Status | Vehicle | Cat | Cl | Top 1 | | Top 2 | | Top 3 | | Top 4 | | Top 5 | | Avg |
|----|-----|----------------------------|-----|---------------------------------|-----|----------|----------------------------|-----|--------|-------------------------|-------|----|-------|-----|-------|-----|-------|-----|-------|-----|-------|-----|-------|
| | | | | | | | | | | | | | Km/h | Lap | Km/h | Lap | Km/h | Lap | Km/h | Lap | Km/h | Lap | |
| 1 | 3 | RACE / BMW Team Teo Martín | ESP | <u>Lourenço Beirão da Veiga</u> | PRT | Silver | Juan Cruz Álvarez | ARG | Silver | BMW M6 GT3 | PRO | 1 | 272.0 | 10 | 269.3 | 7 | 269.3 | 11 | 269.3 | 12 | 268.6 | 6 | 269.7 |
| 2 | 7 | RACE / BMW Team Teo Martín | ESP | <u>Márcio Basso</u> | BRA | Bronze | Guilherme Salas | BRA | Bronze | BMW M6 GT3 | AM | 1 | 269.3 | 12 | 266.0 | 11 | 266.0 | 14 | 266.0 | 15 | 265.3 | 6 | 266.5 |
| 3 | 28 | Daiko Lazarus Racing | ITA | <u>Toby Sowery</u> | GBR | Silver | Giuseppe Cipriani | ITA | Bronze | Lamborghini Huracan GT3 | PROAM | 1 | 269.3 | 12 | 267.9 | 6 | 267.9 | 9 | 267.9 | 11 | 267.3 | 5 | 268.1 |
| 4 | 47 | RACE / BMW Team Teo Martín | ESP | Fran Rueda | ESP | Silver | <u>Andrés Saravia</u> | GTM | Silver | BMW M6 GT3 | PRO | 2 | 269.3 | 9 | 267.3 | 10 | 266.6 | 4 | 266.6 | 7 | 266.6 | 11 | 267.3 |
| 5 | 6 | Vincenzo Sospiri Racing | ITA | Kang Ling | CHN | Silver | <u>Philip Keen</u> | GBR | Gold | Lamborghini Huracan GT3 | PRO | 3 | 268.6 | 9 | 267.9 | 3 | 267.9 | 4 | 267.3 | 8 | 266.6 | 7 | 267.7 |
| 6 | 12 | Ombra Racing | ITA | Andrea Rizzoli | ITA | Silver | <u>Damiano Fioravanti</u> | ITA | Silver | Lamborghini Huracan GT3 | PRO | 4 | 268.6 | 8 | 267.9 | 2 | 267.9 | 3 | 267.9 | 4 | 267.3 | 7 | 267.9 |
| 7 | 17 | Senkyr Motorsport | CZE | <u>Richard Gonda</u> | SVK | Silver | Mikkel Jensen | DNK | Silver | BMW M6 GT3 | PRO | 5 | 268.6 | 3 | 268.6 | 9 | 267.9 | 6 | 267.9 | 8 | 267.3 | 7 | 268.1 |
| 8 | 27 | Daiko Lazarus Racing | ITA | <u>Fabrizio Crestani</u> | ITA | Silver | Miguel Ramos | PRT | Bronze | Lamborghini Huracan GT3 | PROAM | 2 | 268.6 | 3 | 267.3 | 7 | 266.6 | 4 | 266.0 | 6 | 266.0 | 8 | 266.9 |
| 9 | 66 | Vincenzo Sospiri Racing | ITA | Giulio Borlenghi | BRA | Bronze | <u>Andrzej Lewandowski</u> | POL | Bronze | Lamborghini Huracan GT3 | AM | 2 | 268.6 | 4 | 268.6 | 6 | 267.9 | 5 | 267.3 | 2 | 267.3 | 8 | 267.9 |
| 10 | 96 | Optimum Motorsport | GBR | <u>Bradley Ellis</u> | GBR | Silver | Oliver Wilkinson | GBR | Bronze | Audi R8 LMS | PROAM | 3 | 268.6 | 4 | 268.6 | 9 | 268.6 | 10 | 268.6 | 11 | 267.9 | 3 | 268.5 |
| 11 | 72 | Lechner Racing | AUT | <u>Mario Plachutta</u> | AUT | Bronze | Thomas Jäger | DEU | Gold | Mercedes AMG GT3 | PROAM | 4 | 267.3 | 9 | 266.0 | 7 | 266.0 | 8 | 264.0 | 6 | 262.7 | 5 | 265.2 |
| 12 | 77 | Olimp Racing | POL | Marcin Jedlinski | POL | Bronze | <u>Mateusz Lisowski</u> | POL | Silver | Audi R8 LMS | PROAM | 5 | 267.3 | 4 | 267.3 | 5 | 266.0 | 10 | 265.3 | 3 | 265.3 | 8 | 266.2 |
| 13 | 333 | Rinaldi Racing | DEU | Rinat Salikhov | RUS | Bronze | <u>David Perel</u> | ZAF | Silver | Ferrari 488 GT3 | PROAM | 6 | 267.3 | 3 | 267.3 | 8 | 267.3 | 9 | 266.6 | 4 | 266.6 | 5 | 267.0 |
| 14 | 33 | Rinaldi Racing | DEU | Christian Hook | DEU | Bronze | <u>Dominik Schwager</u> | DEU | Gold | Ferrari 488 GT3 | PROAM | 7 | 266.6 | 12 | 266.0 | 2 | 264.7 | 3 | 264.7 | 9 | 264.0 | 5 | 265.2 |
| 15 | 51 | Luzich Racing | USA | Alessandro Pier Guidi | ITA | Platinum | <u>Mikkel Mac</u> | DNK | Gold | Ferrari 488 GT3 | PRO | 6 | 266.6 | 6 | 266.6 | 9 | 266.0 | 4 | 266.0 | 5 | 266.0 | 10 | 266.2 |
| 16 | 63 | Imperiale Racing | ITA | Giovanni Venturini | ITA | Gold | <u>Jeroen Mul</u> | NLD | Silver | Lamborghini Huracan GT3 | PRO | 7 | 266.6 | 8 | 266.0 | 9 | 265.3 | 3 | 265.3 | 5 | 264.7 | 2 | 265.6 |
| 17 | 90 | Target Racing | ITA | Alberto Di Folco | ITA | Silver | <u>Adrian Zaugg</u> | CHE | Silver | Lamborghini Huracan GT3 | PRO | 8 | 266.6 | 5 | 266.6 | 11 | 265.3 | 3 | 265.3 | 9 | 264.7 | 4 | 265.7 |
| 18 | 91 | Target Racing | ITA | Stefano Costantini | ITA | Bronze | | | | Lamborghini Huracan GT3 | AM | 3 | 266.6 | 10 | 266.0 | 11 | 266.0 | 12 | 265.3 | 7 | 265.3 | 8 | 265.8 |
| 19 | 20 | SPS Automotive Performance | DEU | Valentin Pierburg | DEU | Bronze | <u>Tom Onslow-Cole</u> | GBR | Gold | Mercedes AMG GT3 | PROAM | 8 | 266.0 | 12 | 265.3 | 10 | 264.7 | 6 | 264.0 | 3 | 264.0 | 5 | 264.8 |
| 20 | 25 | Imperiale Racing | ITA | Riccardo Agostini | ITA | Gold | <u>Rik Breukers</u> | NLD | Silver | Lamborghini Huracan GT3 | PRO | 9 | 266.0 | 4 | 266.0 | 11 | 266.0 | 13 | 265.3 | 3 | 265.3 | 5 | 265.7 |
| 21 | 36 | Drivex School | ESP | <u>Christian Hahn</u> | BRA | Bronze | Lucas Auer | AUT | Gold | Mercedes AMG GT3 | PROAM | 9 | 266.0 | 5 | 266.0 | 6 | 265.3 | 10 | 265.3 | 11 | 264.7 | 12 | 265.4 |
| 22 | 52 | Luzich Racing | USA | <u>Marco Cioci</u> | ITA | Gold | Matt Griffin | IRL | Gold | Ferrari 488 GT3 | PRO | 10 | 266.0 | 4 | 264.7 | 3 | 264.7 | 12 | 264.0 | 5 | 264.0 | 8 | 264.7 |
| 23 | 16 | Drivex School | ESP | Marcelo Hahn | BRA | Bronze | <u>Allam Khodair</u> | BRA | Gold | Mercedes AMG GT3 | PROAM | 10 | 265.3 | 2 | 265.3 | 3 | 265.3 | 4 | 265.3 | 11 | 264.7 | 6 | 265.2 |
| 24 | 71 | Luzich Racing | USA | <u>Alexander West</u> | SWE | Bronze | Michele Rugolo | ITA | Gold | Ferrari 488 GT3 | PROAM | 11 | 265.3 | 5 | 265.3 | 11 | 265.3 | 12 | 264.7 | 3 | 264.7 | 4 | 265.0 |
| 25 | 19 | Imperiale Racing | ITA | <u>Jiatong Liang</u> | CHN | Bronze | Raffaele Giammaria | ITA | Gold | Lamborghini Huracan GT3 | PROAM | 12 | 264.7 | 9 | 264.0 | 10 | 264.0 | 11 | 264.0 | 13 | 263.4 | 4 | 264.0 |
| 26 | 84 | Winward Racing / HTP | USA | Russell Ward | USA | Silver | <u>Indy Dontje</u> | NLD | Silver | Mercedes AMG GT3 | PRO | 11 | 264.7 | 12 | 264.0 | 7 | 263.4 | 4 | 263.4 | 5 | 263.4 | 11 | 263.8 |
| 27 | 99 | Sports and You | PRT | <u>Manuel Da Costa</u> | PRT | Bronze | Miguel Sardinha | PRT | Bronze | Mercedes AMG GT3 | AM | 4 | 264.7 | 9 | 264.0 | 11 | 264.0 | 12 | 263.4 | 7 | 263.4 | 8 | 263.9 |
| 28 | 5 | Olimp Racing | POL | Stanislaw Jedlinski | POL | Bronze | <u>Malgorzata Rdest</u> | POL | Bronze | Audi R8 LMS | AM | 5 | 264.0 | 4 | 264.0 | 13 | 263.4 | 5 | 263.4 | 9 | 263.4 | 11 | 263.6 |
| 29 | 11 | RS Racing | ITA | Daniele Di Amato | ITA | Silver | <u>Andrea Montermini</u> | ITA | Gold | Ferrari 488 GT3 | PRO | 12 | 264.0 | 3 | 263.4 | 2 | 263.4 | 4 | 186.5 | 1 | | | 244.3 |
| 30 | 111 | Porteiro Motorsport | ESP | <u>Charles Finelli</u> | USA | Bronze | Phillippe Denes | USA | Bronze | Mercedes AMG GT3 | AM | 6 | 262.1 | 6 | 261.5 | 4 | 261.5 | 7 | 260.8 | 8 | 259.6 | 5 | 261.1 |



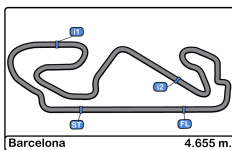


Circuito de Barcelona
International GT Open
Qualifying - 1 Driver - 1
Fastest Laps Sequence



| Lap | Time of Day | Session Time | Nº | Entrant/Team | Nat | Driver 1 | Nat | Status | Driver 2 | Nat | Status | Vehicle | Cat | Time | Km/h |
|-----|--------------|--------------|----|----------------------------|-----|--------------------------|-----|--------|---------------------------|-----|--------|-------------------------|-------|----------|-------|
| 2 | 11:09:05.177 | 4:05.177 | 20 | SPS Automotive Performance | DEU | Valentin Pierburg | DEU | Bronze | <u>Tom Onslow-Cole</u> | GBR | Gold | Mercedes AMG GT3 | PROAM | 1:45.863 | 158.2 |
| 2 | 11:10:19.463 | 5:19.463 | 28 | Daiko Lazarus Racing | ITA | <u>Toby Sowery</u> | GBR | Silver | Giuseppe Cipriani | ITA | Bronze | Lamborghini Huracan GT3 | PROAM | 1:45.143 | 159.3 |
| 2 | 11:11:29.639 | 6:29.639 | 27 | Daiko Lazarus Racing | ITA | <u>Fabrizio Crestani</u> | ITA | Silver | Miguel Ramos | PRT | Bronze | Lamborghini Huracan GT3 | PROAM | 1:44.516 | 160.3 |
| 2 | 11:14:01.556 | 9:01.556 | 63 | Imperiale Racing | ITA | Giovanni Venturini | ITA | Gold | <u>Jeroen Mul</u> | NLD | Silver | Lamborghini Huracan GT3 | PRO | 1:44.226 | 160.7 |
| 3 | 11:14:58.135 | 9:58.135 | 25 | Imperiale Racing | ITA | Riccardo Agostini | ITA | Gold | <u>Rik Breukers</u> | NLD | Silver | Lamborghini Huracan GT3 | PRO | 1:44.057 | 161.0 |
| 6 | 11:29:14.716 | 24:14.716 | 12 | Ombra Racing | ITA | Andrea Rizzoli | ITA | Silver | <u>Damiano Fioravanti</u> | ITA | Silver | Lamborghini Huracan GT3 | PRO | 1:43.724 | 161.5 |
| 7 | 11:30:58.387 | 25:58.387 | 12 | Ombra Racing | ITA | Andrea Rizzoli | ITA | Silver | <u>Damiano Fioravanti</u> | ITA | Silver | Lamborghini Huracan GT3 | PRO | 1:43.671 | 161.6 |
| 8 | 11:33:14.593 | 28:14.593 | 20 | SPS Automotive Performance | DEU | Valentin Pierburg | DEU | Bronze | <u>Tom Onslow-Cole</u> | GBR | Gold | Mercedes AMG GT3 | PROAM | 1:43.404 | 162.0 |





Circuito de Barcelona
International GT Open
Qualifying - 1 Driver - 1
Event Best Maximum Speed



| Nº | Entrant/Team | Nat | Driver 1 | Nat | Status | Driver 2 | Nat | Status | Vehicle | Cat | Km/h | Session |
|-----|----------------------------|-----|--------------------------|-----|----------|---------------------|-----|--------|-------------------------|-------|-------|------------------------------------|
| 3 | RACE / BMW Team Teo Martín | ESP | Lourenço Beirão da Veiga | PRT | Silver | Juan Cruz Álvarez | ARG | Silver | BMW M6 GT3 | PRO | 272.0 | Qualifying - 1 Driver - 1 |
| 6 | Vincenzo Sospiri Racing | ITA | Kang Ling | CHN | Silver | Philip Keen | GBR | Gold | Lamborghini Huracan GT3 | PRO | 271.3 | Free Practice - 2 |
| 27 | Daiko Lazarus Racing | ITA | Fabrizio Crestani | ITA | Silver | Miguel Ramos | PRT | Bronze | Lamborghini Huracan GT3 | PROAM | 270.6 | Free Practice - 1 |
| 47 | RACE / BMW Team Teo Martín | ESP | Fran Rueda | ESP | Silver | Andrés Saravia | GTM | Silver | BMW M6 GT3 | PRO | 270.6 | Free Practice - 1 |
| 28 | Daiko Lazarus Racing | ITA | Toby Sowery | GBR | Silver | Giuseppe Cipriani | ITA | Bronze | Lamborghini Huracan GT3 | PROAM | 270.6 | Free Practice - 1 |
| 66 | Vincenzo Sospiri Racing | ITA | Giulio Borlenghi | BRA | Bronze | Andrzej Lewandowski | POL | Bronze | Lamborghini Huracan GT3 | AM | 269.3 | Free Practice - 1 |
| 33 | Rinaldi Racing | DEU | Christian Hook | DEU | Bronze | Dominik Schwager | DEU | Gold | Ferrari 488 GT3 | PROAM | 269.3 | Free Practice - 2 |
| 7 | RACE / BMW Team Teo Martín | ESP | Márcio Basso | BRA | Bronze | Guilherme Salas | BRA | Bronze | BMW M6 GT3 | AM | 269.3 | Qualifying - 1 Driver - 1 |
| 17 | Senkyr Motorsport | CZE | Richard Gonda | SVK | Silver | Mikkel Jensen | DNK | Silver | BMW M6 GT3 | PRO | 268.6 | Free Practice - 1 |
| 51 | Luzich Racing | USA | Alessandro Pier Guidi | ITA | Platinum | Mikkel Mac | DNK | Gold | Ferrari 488 GT3 | PRO | 268.6 | Free Practice - 1 |
| 96 | Optimum Motorsport | GBR | Bradley Ellis | GBR | Silver | Oliver Wilkinson | GBR | Bronze | Audi R8 LMS | PROAM | 268.6 | Qualifying - 1 Driver - 1 |
| 12 | Ombra Racing | ITA | Andrea Rizzoli | ITA | Silver | Damiano Fioravanti | ITA | Silver | Lamborghini Huracan GT3 | PRO | 268.6 | Qualifying - 1 Driver - 1 |
| 333 | Rinaldi Racing | DEU | Rinat Salikhov | RUS | Bronze | David Perel | ZAF | Silver | Ferrari 488 GT3 | PROAM | 267.9 | Free Practice - 1 |
| 11 | RS Racing | ITA | Daniele Di Amato | ITA | Silver | Andrea Montermini | ITA | Gold | Ferrari 488 GT3 | PRO | 267.9 | Free Practice - 1 |
| 36 | Drivex School | ESP | Christian Hahn | BRA | Bronze | Lucas Auer | AUT | Gold | Mercedes AMG GT3 | PROAM | 267.9 | Free Practice - 2 |
| 63 | Imperiale Racing | ITA | Giovanni Venturini | ITA | Gold | Jeroen Mul | NLD | Silver | Lamborghini Huracan GT3 | PRO | 267.3 | Free Practice - 1 |
| 52 | Luzich Racing | USA | Marco Cioci | ITA | Gold | Matt Griffin | IRL | Gold | Ferrari 488 GT3 | PRO | 267.3 | Free Practice - 1 |
| 20 | SPS Automotive Performance | DEU | Valentin Pierburg | DEU | Bronze | Tom Onslow-Cole | GBR | Gold | Mercedes AMG GT3 | PROAM | 267.3 | Free Practice - 2 |
| 72 | Lechner Racing | AUT | Mario Plachutta | AUT | Bronze | Thomas Jäger | DEU | Gold | Mercedes AMG GT3 | PROAM | 267.3 | Free Practice - 2 |
| 71 | Luzich Racing | USA | Alexander West | SWE | Bronze | Michele Rugolo | ITA | Gold | Ferrari 488 GT3 | PROAM | 267.3 | Free Practice - 2 |
| 77 | Olimp Racing | POL | Marcin Jedlinski | POL | Bronze | Mateusz Lisowski | POL | Silver | Audi R8 LMS | PROAM | 267.3 | Qualifying - 1 Driver - 1 |
| 25 | Imperiale Racing | ITA | Riccardo Agostini | ITA | Gold | Rik Breukers | NLD | Silver | Lamborghini Huracan GT3 | PRO | 266.6 | Free Practice - 1 |
| 90 | Target Racing | ITA | Alberto Di Folco | ITA | Silver | Adrian Zaugg | CHE | Silver | Lamborghini Huracan GT3 | PRO | 266.6 | Qualifying - 1 Driver - 1 |
| 91 | Target Racing | ITA | Stefano Costantini | ITA | Bronze | | | | Lamborghini Huracan GT3 | AM | 266.6 | Qualifying - 1 Driver - 1 |
| 19 | Imperiale Racing | ITA | Jiatong Liang | CHN | Bronze | Raffaele Giammaria | ITA | Gold | Lamborghini Huracan GT3 | PROAM | 266.0 | Free Practice - 1 |
| 16 | Drivex School | ESP | Marcelo Hahn | BRA | Bronze | Allam Khodair | BRA | Gold | Mercedes AMG GT3 | PROAM | 266.0 | Free Practice - 1 |
| 84 | Winward Racing / HTP | USA | Russell Ward | USA | Silver | Indy Dontje | NLD | Silver | Mercedes AMG GT3 | PRO | 266.0 | Free Practice - 1 |
| 99 | Sports and You | PRT | Manuel Da Costa | PRT | Bronze | Miguel Sardinha | PRT | Bronze | Mercedes AMG GT3 | AM | 264.7 | Free Practice - 2 |
| 5 | Olimp Racing | POL | Stanislaw Jedlinski | POL | Bronze | Malgorzata Rdest | POL | Bronze | Audi R8 LMS | AM | 264.7 | Free Practice - 2 |
| 111 | Porteiro Motorsport | ESP | Charles Finelli | USA | Bronze | Phillippe Denes | USA | Bronze | Mercedes AMG GT3 | AM | 264.7 | Free Practice - 3 - bronze drivers |





**Circuit de Barcelona
International GT Open
Qualifying - 1 Driver - 1
Pit Stop Analysis**



3 Lourenço Beirão da Veiga PRO RACE / BMW Team Teo Martín
Juan Cruz Álvarez BMW M6 GT3

| Nr. | In Day Time | In Time | Out Time | Pit Time | T. Pit Time | Handicap | Penalty |
|-----|--------------|--------------|--------------|----------|-------------|----------|---------|
| 1 | 11:18:47.350 | 11:18:47.350 | 11:25:00.013 | 6:12.663 | 6:12.663 | | |
| 2 | 11:30:23.814 | 11:30:23.814 | 11:31:27.478 | 1:03.664 | 7:16.327 | | |

5 Stanislaw Jedlinski AM Olimp Racing
Malgorzata Rdest Audi R8 LMS

| Nr. | In Day Time | In Time | Out Time | Pit Time | T. Pit Time | Handicap | Penalty |
|-----|--------------|--------------|--------------|----------|-------------|----------|---------|
| 1 | 11:19:30.861 | 11:19:30.861 | 11:26:35.306 | 7:04.445 | 7:04.445 | | |

6 Kang Ling PRO Vincenzo Sospiri Racing
Philip Keen Lamborghini Huracan GT3

| Nr. | In Day Time | In Time | Out Time | Pit Time | T. Pit Time | Handicap | Penalty |
|-----|--------------|--------------|--------------|----------|-------------|----------|---------|
| 1 | 11:19:22.607 | 11:19:22.607 | 11:24:44.337 | 5:21.730 | 5:21.730 | | |
| 2 | 11:26:36.214 | 11:26:36.214 | 11:31:01.903 | 4:25.689 | 9:47.419 | | |

7 Márcio Basso AM RACE / BMW Team Teo Martín
Guilherme Salas BMW M6 GT3

| Nr. | In Day Time | In Time | Out Time | Pit Time | T. Pit Time | Handicap | Penalty |
|-----|--------------|--------------|--------------|----------|-------------|----------|---------|
| 1 | 11:20:25.225 | 11:20:25.225 | 11:25:43.993 | 5:18.768 | 5:18.768 | | |

12 Andrea Rizzoli PRO Ombra Racing
Damiano Fioravanti Lamborghini Huracan GT3

| Nr. | In Day Time | In Time | Out Time | Pit Time | T. Pit Time | Handicap | Penalty |
|-----|--------------|--------------|--------------|----------|-------------|----------|---------|
| 1 | 11:17:57.007 | 11:17:57.007 | 11:25:38.069 | 7:41.062 | 7:41.062 | | |

16 Marcelo Hahn PROAM Drivex School
Allam Khodair Mercedes AMG GT3

| Nr. | In Day Time | In Time | Out Time | Pit Time | T. Pit Time | Handicap | Penalty |
|-----|--------------|--------------|--------------|----------|-------------|----------|---------|
| 1 | 11:20:28.282 | 11:20:28.282 | 11:27:08.712 | 6:40.430 | 6:40.430 | | |

17 Richard Gonda PRO Senkyr Motorsport
Mikkel Jensen BMW M6 GT3

| Nr. | In Day Time | In Time | Out Time | Pit Time | T. Pit Time | Handicap | Penalty |
|-----|--------------|--------------|--------------|----------|-------------|----------|---------|
| 1 | 11:19:13.972 | 11:19:13.972 | 11:27:02.691 | 7:48.719 | 7:48.719 | | |

19 Jiatong Liang PROAM Imperiale Racing
Raffaele Giammaria Lamborghini Huracan GT3

| Nr. | In Day Time | In Time | Out Time | Pit Time | T. Pit Time | Handicap | Penalty |
|-----|--------------|--------------|--------------|----------|-------------|----------|---------|
| 1 | 11:20:10.225 | 11:20:10.225 | 11:24:03.438 | 3:53.213 | 3:53.213 | | |
| 2 | 11:28:04.142 | 11:28:04.142 | 11:30:50.085 | 2:45.943 | 6:39.156 | | |

20 Valentin Pierburg PROAM SPS Automotive Performance
Tom Onslow-Cole Mercedes AMG GT3

| Nr. | In Day Time | In Time | Out Time | Pit Time | T. Pit Time | Handicap | Penalty |
|-----|--------------|--------------|--------------|----------|-------------|----------|---------|
| 1 | 11:16:20.685 | 11:16:20.685 | 11:29:36.196 | 13:15.51 | 13:15.511 | | 1 |

25 Riccardo Agostini PRO Imperiale Racing
Rik Breukers Lamborghini Huracan GT3

| Nr. | In Day Time | In Time | Out Time | Pit Time | T. Pit Time | Handicap | Penalty |
|-----|--------------|--------------|--------------|----------|-------------|----------|---------|
| 1 | 11:20:33.671 | 11:20:33.671 | 11:26:27.759 | 5:54.088 | 5:54.088 | | |
| 2 | 11:30:04.764 | 11:30:04.764 | 11:31:42.666 | 1:37.902 | 7:31.990 | | |

27 Fabrizio Crestani PROAM Daiko Lazarus Racing
Miguel Ramos Lamborghini Huracan GT3

| Nr. | In Day Time | In Time | Out Time | Pit Time | T. Pit Time | Handicap | Penalty |
|-----|--------------|--------------|--------------|----------|-------------|----------|---------|
| 1 | 11:15:21.049 | 11:15:21.049 | 11:30:56.415 | 15:35.36 | 15:35.366 | | 6 |

28 Toby Sowery PROAM Daiko Lazarus Racing
Giuseppe Cipriani Lamborghini Huracan GT3

| Nr. | In Day Time | In Time | Out Time | Pit Time | T. Pit Time | Handicap | Penalty |
|-----|--------------|--------------|--------------|----------|-------------|----------|---------|
| 1 | 11:17:22.748 | 11:17:22.748 | 11:29:07.553 | 11:44.80 | 11:44.805 | | 5 |

33 Christian Hook PROAM Rinaldi Racing
Dominik Schwager Ferrari 488 GT3

| Nr. | In Day Time | In Time | Out Time | Pit Time | T. Pit Time | Handicap | Penalty |
|-----|--------------|--------------|--------------|----------|-------------|----------|---------|
| 1 | 11:19:53.561 | 11:19:53.561 | 11:24:45.547 | 4:51.986 | 4:51.986 | | |
| 2 | 11:31:52.000 | 11:31:52.000 | 11:33:09.087 | 1:17.087 | 6:09.073 | | |

36 Christian Hahn PROAM Drivex School
Lucas Auer Mercedes AMG GT3

| Nr. | In Day Time | In Time | Out Time | Pit Time | T. Pit Time | Handicap | Penalty |
|-----|--------------|--------------|--------------|----------|-------------|----------|---------|
| 1 | 11:19:11.439 | 11:19:11.439 | 11:26:36.526 | 7:25.087 | 7:25.087 | | |

47 Fran Rueda PRO RACE / BMW Team Teo Martín
Andrés Saravia BMW M6 GT3

| Nr. | In Day Time | In Time | Out Time | Pit Time | T. Pit Time | Handicap | Penalty |
|-----|--------------|--------------|--------------|----------|-------------|----------|---------|
| 1 | 11:19:41.882 | 11:19:41.882 | 11:30:58.015 | 11:16.13 | 11:16.133 | | 3 |

51 Alessandro Pier Guidi PRO Luzich Racing
Mikkel Mac Ferrari 488 GT3

| Nr. | In Day Time | In Time | Out Time | Pit Time | T. Pit Time | Handicap | Penalty |
|-----|--------------|--------------|--------------|----------|-------------|----------|---------|
| 1 | 11:09:40.891 | 11:09:40.891 | 11:11:48.276 | 2:07.385 | 2:07.385 | | |
| 2 | 11:19:16.289 | 11:19:16.289 | 11:30:15.817 | 10:59.52 | 13:06.913 | | 8 |

52 Marco Cioci PRO Luzich Racing
Matt Griffin Ferrari 488 GT3

| Nr. | In Day Time | In Time | Out Time | Pit Time | T. Pit Time | Handicap | Penalty |
|-----|--------------|--------------|--------------|----------|-------------|----------|---------|
| 1 | 11:18:14.489 | 11:18:14.489 | 11:28:09.057 | 9:54.568 | 9:54.568 | | |

63 Giovanni Venturini PRO Imperiale Racing
Jeroen Mul Lamborghini Huracan GT3

| Nr. | In Day Time | In Time | Out Time | Pit Time | T. Pit Time | Handicap | Penalty |
|-----|--------------|--------------|--------------|----------|-------------|----------|---------|
| 1 | 11:19:35.639 | 11:19:35.639 | 11:29:02.395 | 9:26.756 | 9:26.756 | | |

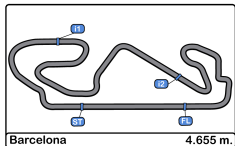
66 Giulio Borlenghi AM Vincenzo Sospiri Racing
Andrzej Lewandowski Lamborghini Huracan GT3

| Nr. | In Day Time | In Time | Out Time | Pit Time | T. Pit Time | Handicap | Penalty |
|-----|--------------|--------------|--------------|----------|-------------|----------|---------|
| 1 | 11:35:53.398 | 11:35:53.398 | 11:36:17.723 | 24.325 | 24.325 | | |

71 Alexander West PROAM Luzich Racing
Michele Rugolo Ferrari 488 GT3

| Nr. | In Day Time | In Time | Out Time | Pit Time | T. Pit Time | Handicap | Penalty |
|-----|--------------|--------------|--------------|----------|-------------|----------|---------|
| 1 | 11:20:44.407 | 11:20:44.407 | 11:25:07.431 | 4:23.024 | 4:23.024 | | |





Circuit de Barcelona
International GT Open
Qualifying - 1 Driver - 1
Pit Stop Analysis



72

Mario Plachutta PROAM Lechner Racing

Thomas Jäger Mercedes AMG GT3

| Nr. | In Day Time | In Time | Out Time | Pit Time | T. Pit Time | Handicap | Penalty |
|-----|--------------|--------------|--------------|----------|-------------|----------|---------|
| 1 | 11:20:11.787 | 11:20:11.787 | 11:24:06.861 | 3:55.074 | 3:55.074 | | |

77

Marcin Jedlinski PROAM Olimp Racing

Mateusz Lisowski Audi R8 LMS

| Nr. | In Day Time | In Time | Out Time | Pit Time | T. Pit Time | Handicap | Penalty |
|-----|--------------|--------------|--------------|----------|-------------|----------|---------|
| 1 | 11:16:28.962 | 11:16:28.962 | 11:25:50.509 | 9:21.547 | 9:21.547 | | |

84

Russell Ward PRO Winward Racing / HTP Motorsport

Indy Dontje Mercedes AMG GT3

| Nr. | In Day Time | In Time | Out Time | Pit Time | T. Pit Time | Handicap | Penalty |
|-----|--------------|--------------|--------------|----------|-------------|----------|---------|
| 1 | 11:20:32.240 | 11:20:32.240 | 11:29:32.043 | 8:59.803 | 8:59.803 | | |

90

Alberto Di Folco PRO Target Racing

Adrian Zaugg Lamborghini Huracan GT3

| Nr. | In Day Time | In Time | Out Time | Pit Time | T. Pit Time | Handicap | Penalty |
|-----|--------------|--------------|--------------|----------|-------------|----------|---------|
| 1 | 11:19:46.282 | 11:19:46.282 | 11:25:55.392 | 6:09.110 | 6:09.110 | | |
| 2 | 11:29:38.574 | 11:29:38.574 | 11:32:53.031 | 3:14.457 | 9:23.567 | | |

91

Stefano Costantini AM Target Racing

Lamborghini Huracan GT3

| Nr. | In Day Time | In Time | Out Time | Pit Time | T. Pit Time | Handicap | Penalty |
|-----|--------------|--------------|--------------|----------|-------------|----------|---------|
| 1 | 11:19:56.724 | 11:19:56.724 | 11:25:15.989 | 5:19.265 | 5:19.265 | | |
| 2 | 11:30:44.129 | 11:30:44.129 | 11:32:25.929 | 1:41.800 | 7:01.065 | | |

96

Bradley Ellis PROAM Optimum Motorsport

Oliver Wilkinson Audi R8 LMS

| Nr. | In Day Time | In Time | Out Time | Pit Time | T. Pit Time | Handicap | Penalty |
|-----|--------------|--------------|--------------|----------|-------------|----------|---------|
| 1 | 11:20:21.423 | 11:20:21.423 | 11:24:36.474 | 4:15.051 | 4:15.051 | | |
| 2 | 11:28:11.014 | 11:28:11.014 | 11:29:53.435 | 1:42.421 | 5:57.472 | | |
| 3 | 11:37:06.075 | 11:37:06.075 | 11:38:04.560 | 58.485 | 6:55.957 | | |

99

Manuel Da Costa AM Sports and You

Miguel Sardinha Mercedes AMG GT3

| Nr. | In Day Time | In Time | Out Time | Pit Time | T. Pit Time | Handicap | Penalty |
|-----|--------------|--------------|--------------|----------|-------------|----------|---------|
| 1 | 11:17:04.162 | 11:17:04.162 | 11:24:51.739 | 7:47.577 | 7:47.577 | | |
| 2 | 11:32:07.963 | 11:32:07.963 | 11:33:39.215 | 1:31.252 | 9:18.829 | | |

111

Charles Finelli AM Porteiro Motorsport

Phillippe Denes Mercedes AMG GT3

| Nr. | In Day Time | In Time | Out Time | Pit Time | T. Pit Time | Handicap | Penalty |
|-----|--------------|--------------|--------------|----------|-------------|----------|---------|
| 1 | 11:19:03.819 | 11:19:03.819 | 11:25:21.062 | 6:17.243 | 6:17.243 | | |

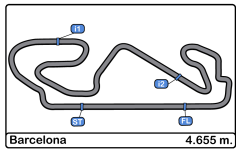
333

Rinat Salikhov PROAM Rinaldi Racing

David Perel Ferrari 488 GT3

| Nr. | In Day Time | In Time | Out Time | Pit Time | T. Pit Time | Handicap | Penalty |
|-----|--------------|--------------|--------------|----------|-------------|----------|---------|
| 1 | 11:19:06.094 | 11:19:06.094 | 11:30:03.436 | 10:57.34 | 10:57.342 | | |





Air Temperature

