

Circuito de Estoril
International GT Open
Free Practice - 1
Provisional Results



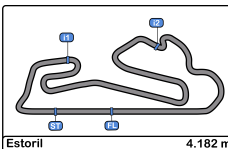
Cla	Nº	Entrant/Team	Nat	Driver 1	Nat	Status	Driver 2	Nat	Status	Vehicle	Cat	Clas	Laps	Best	Time	Gap	Interval	Km/h
1	27	Daiko Lazarus Racing	ITA	Fabrizio Crestani	ITA	Silver	Miguel Ramos	PTR	Bronze	Lamborghini Huracan GT3	PROAM	1	20	2	1:38.420			152.9
2	25	Imperiale Racing	ITA	Riccardo Agostini	ITA	Gold	Rik Breukers	DEU	Silver	Lamborghini Huracan GT3	PRO	1	19	2	1:38.585	0.165	0.165	152.7
3	20	SPS Automotive Performance	DEU	Valentin Pierburg	DEU	Bronze	Tom Onslow-Cole	GBR	Gold	Mercedes AMG GT3	PROAM	2	16	6	1:38.697	0.277	0.112	152.5
4	51	Luzich Racing	CHE	Alessandro Pier Guidi	ITA	Gold	Mikkel Mac	DNK	Gold	Ferrari 488 GT3	PRO	2	18	5	1:38.796	0.376	0.099	152.3
5	63	Imperiale Racing	ITA	Giovanni Venturini	ITA	Gold	Jeroen Mul	NLD	Silver	Lamborghini Huracan GT3	PRO	3	19	4	1:38.942	0.522	0.146	152.1
6	71	Luzich Racing	CHE	Alexander West	SWE	Bronze	Michele Rugolo	ITA	Gold	Ferrari 488 GT3	PROAM	3	25	8	1:38.981	0.561	0.039	152.1
7	16	Drivex School	ESP	Marcelo Hahn	BRA	Bronze	Allam Khodair	BRA	Gold	Mercedes AMG GT3	PROAM	4	15	3	1:39.106	0.686	0.125	151.9
8	28	Daiko Lazarus Racing	ITA	Toby Sowery	GBR	Silver	Giuseppe Cipriani	ITA	Bronze	Lamborghini Huracan GT3	PROAM	5	20	5	1:39.156	0.736	0.050	151.8
9	11	RS Racing	ITA	Daniele Di Amato	ITA	Silver	Andrea Montermini	ITA	Gold	Ferrari 488 GT3	PRO	4	10	4	1:39.224	0.804	0.068	151.7
10	96	Optimum Motorsport	GBR	Bradley Ellis	GBR	Silver	Oliver Wilkinson	GBR	Bronze	Audi R8 LMS	PROAM	6	23	4	1:39.254	0.834	0.030	151.6
11	6	Vincenzo Sospiri Racing	ITA	Nicolas Costa	BRA	Silver	Kang Ling	CHN	Silver	Lamborghini Huracan GT3	PRO	5	12	5	1:39.488	1.068	0.234	151.3
12	62	Drivex School	ESP	Jamie Campbell-Walter	GBR	Platinum	Ferdinand Habsburg	AUT	Silver	Mercedes AMG GT3	PRO	6	15	2	1:39.757	1.337	0.269	150.9
13	12	Ombra Racing	ITA	Fernando Rees	BRA	Gold	Damiano Fioravanti	ITA	Silver	Lamborghini Huracan GT3	PRO	7	26	12	1:40.094	1.674	0.337	150.4
14	3	RACE / BMW Team Teo Martín	ESP	Lourenço Beirão da Veiga	PRT	Silver	Juan Cruz Álvarez	ARG	Silver	BMW M6 GT3	PRO	8	16	3	1:40.167	1.747	0.073	150.3
15	47	RACE / BMW Team Teo Martín	ESP	Fran Rueda	ESP	Silver	Andrés Saravia	GTM	Silver	BMW M6 GT3	PRO	9	21	3	1:40.702	2.282	0.535	149.5
16	19	Imperiale Racing	ITA	Jiatong Liang	CHN	Bronze	Raffaele Giammaria	ITA	Gold	Lamborghini Huracan GT3	PROAM	7	14	11	1:40.870	2.450	0.168	149.2
17	66	Vincenzo Sospiri Racing	ITA	Giulio Borlenghi	BRA	Bronze	Andrzej Lewandowski	POL	Bronze	Lamborghini Huracan GT3	AM	1	18	7	1:41.570	3.150	0.700	148.2
18	7	RACE / BMW Team Teo Martín	ESP	Márcio Basso	BRA	Bronze	Thiago Marques	BRA	Bronze	BMW M6 GT3	AM	2	26	4	1:41.769	3.349	0.199	147.9
19	99	Sports and You	PRT	António Coimbra	PRT	Bronze	Luis Silva	PRT	Bronze	Mercedes AMG GT3	AM	3	30	20	1:41.854	3.434	0.085	147.8
20	9	ARC Bratislava by VSR	SVK	Miro Konôpka	SVK	Bronze	Konstantíns Calko	LVA	Bronze	Lamborghini Huracan GT3	AM	4	28	9	1:41.976	3.556	0.122	147.6
21	74	HTP Motorsport / MS Racing	AUT	Alexander Hrachowina	AUT	Bronze	Martin Konrad	AUT	Bronze	Mercedes AMG GT3	AM	5	25	4	1:42.063	3.643	0.087	147.5
22	24	Krypton Motorsport	ITA	Mario Cordonì	ITA	Bronze	Marco Zanuttini	ITA	Bronze	Mercedes AMG GT3	AM	6	31	31	1:42.505	4.085	0.442	146.8

Published at:.....

Track 14.4 °C Air Temp: 15.3 °C Humidity: 68 % Track DRY

Stewards:	Race Director:	Timekeeper:
-----------	----------------	-------------





Circuito de Estoril
International GT Open
Free Practice - 1
Provisional Results by Class



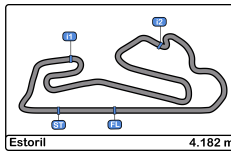
Cla	Nº	Entrant/Team	Nat	Driver 1	Nat	Status	Driver 2	Nat	Status	Vehicle	Cat	Clas	Laps	Best	Time	Gap	Interval	Km/h	
PRO																			
1	25	Imperiale Racing	ITA	Riccardo Agostini	ITA	Gold	Rik Breukers	DEU	Silver	Lamborghini Huracan GT3	PRO	1	19	2	1:38.585			152.7	
2	51	Luzich Racing	CHE	Alessandro Pier Guidi	ITA	Gold	Mikkel Mac	DNK	Gold	Ferrari 488 GT3	PRO	2	18	5	1:38.796	0.211	0.211	152.3	
3	63	Imperiale Racing	ITA	Giovanni Venturini	ITA	Gold	Jeroen Mul	NLD	Silver	Lamborghini Huracan GT3	PRO	3	19	4	1:38.942	0.357	0.146	152.1	
4	11	RS Racing	ITA	Daniele Di Amato	ITA	Silver	Andrea Montermini	ITA	Gold	Ferrari 488 GT3	PRO	4	10	4	1:39.224	0.639	0.282	151.7	
5	6	Vincenzo Sospiri Racing	ITA	Nicolas Costa	BRA	Silver	Kang Ling	CHN	Silver	Lamborghini Huracan GT3	PRO	5	12	5	1:39.488	0.903	0.264	151.3	
6	62	Drivex School	ESP	Jamie Campbell-Walter	GBR	Platinum	Ferdinand Habsburg	AUT	Silver	Mercedes AMG GT3	PRO	6	15	2	1:39.757	1.172	0.269	150.9	
7	12	Ombra Racing	ITA	Fernando Rees	BRA	Gold	Damiano Fioravanti	ITA	Silver	Lamborghini Huracan GT3	PRO	7	26	12	1:40.094	1.509	0.337	150.4	
8	3	RACE / BMW Team Teo Martín	ESP	Lourenço Beirão da Veiga	PRT	Silver	Juan Cruz Álvarez	ARG	Silver	BMW M6 GT3	PRO	8	16	3	1:40.167	1.582	0.073	150.3	
9	47	RACE / BMW Team Teo Martín	ESP	Fran Rueda	ESP	Silver	Andrés Saravia	GTM	Silver	BMW M6 GT3	PRO	9	21	3	1:40.702	2.117	0.535	149.5	
PROAM																			
1	27	Daiko Lazarus Racing	ITA	Fabrizio Crestani	ITA	Silver	Miguel Ramos	PTR	Bronze	Lamborghini Huracan GT3	PROAM	1	20	2	1:38.420			152.9	
2	20	SPS Automotive Performance	DEU	Valentin Pierburg	DEU	Bronze	Tom Onslow-Cole	GBR	Gold	Mercedes AMG GT3	PROAM	2	16	6	1:38.697	0.277	0.277	152.5	
3	71	Luzich Racing	CHE	Alexander West	SWE	Bronze	Michele Rugolo	ITA	Gold	Ferrari 488 GT3	PROAM	3	25	8	1:38.981	0.561	0.284	152.1	
4	16	Drivex School	ESP	Marcelo Hahn	BRA	Bronze	Allam Khodair	BRA	Gold	Mercedes AMG GT3	PROAM	4	15	3	1:39.106	0.686	0.125	151.9	
5	28	Daiko Lazarus Racing	ITA	Toby Sowery	GBR	Silver	Giuseppe Cipriani	ITA	Bronze	Lamborghini Huracan GT3	PROAM	5	20	5	1:39.156	0.736	0.050	151.8	
6	96	Optimum Motorsport	GBR	Bradley Ellis	GBR	Silver	Oliver Wilkinson	GBR	Bronze	Audi R8 LMS	PROAM	6	23	4	1:39.254	0.834	0.098	151.6	
7	19	Imperiale Racing	ITA	Jiatong Liang	CHN	Bronze	Raffaele Giammaria	ITA	Gold	Lamborghini Huracan GT3	PROAM	7	14	11	1:40.870	2.450	1.616	149.2	
AM																			
1	66	Vincenzo Sospiri Racing	ITA	Giulio Borlenghi	BRA	Bronze	Andrzej Lewandowski	POL	Bronze	Lamborghini Huracan GT3	AM	1	18	7	1:41.570			148.2	
2	7	RACE / BMW Team Teo Martín	ESP	Márcio Basso	BRA	Bronze	Thiago Marques	BRA	Bronze	BMW M6 GT3	AM	2	26	4	1:41.769	0.199	0.199	147.9	
3	99	Sports and You	PRT	António Coimbra	PRT	Bronze	Luis Silva	PRT	Bronze	Mercedes AMG GT3	AM	3	30	20	1:41.854	0.284	0.085	147.8	
4	9	ARC Bratislava by VSR	SVK	Miro Konôpka	SVK	Bronze	Konstantíns Calko	LVA	Bronze	Lamborghini Huracan GT3	AM	4	28	9	1:41.976	0.406	0.122	147.6	
5	74	HTP Motorsport / MS Racing	AUT	Alexander Hrachowina	AUT	Bronze	Martin Konrad	AUT	Bronze	Mercedes AMG GT3	AM	5	25	4	1:42.063	0.493	0.087	147.5	
6	24	Krypton Motorsport	ITA	Mario Cordoni	ITA	Bronze	Marco Zanuttini	ITA	Bronze	Mercedes AMG GT3	AM	6	31	31	1:42.505	0.935	0.442	146.8	

Published at:.....

Track **14.4 °C** Air Temp: **15.3 °C** Humidity: **68 %** Track **DRY**

Stewards:	Race Director:	Timekeeper:





Circuito de Estoril
International GT Open
Free Practice - 1
Lap Analysis



3	1 Lourenço Beirão da Veiga	PRO	BMW M6 GT3	16	1:48.402	P	20.528	49.182	38.692	258.9	11:58:36.268
	2 Juan Cruz Álvarez	RACE / BMW Team Teo Martín		17	5:30.144		4:02.947	53.220	33.977		12:04:06.412
				18	2:21.332		23.147	50.725	1:07.460	255.3	12:06:27.744

Lap	D	Time	Sector 1	Sector 2	Sector 3	T. Spd	Elapsed				
1		11:42:03.020	11:40:38.996	51.182	32.842		11:42:03.020				
2		1:40.492	20.521	48.460	31.511	255.3	11:43:43.512				
3		1:40.167	20.658	48.245	31.264	256.5	11:45:23.679				
4		1:40.749	20.787	48.381	31.581	257.1	11:47:04.428				
5		1:40.569	20.450	48.486	31.633	257.7	11:48:44.997				
6		1:41.053	20.833	48.702	31.518	258.9	11:50:26.050				
7		1:48.977	P 20.652	48.962	39.363	256.5	11:52:15.027				
8		5:09.635	3:47.368	50.126	32.141		11:57:24.662				
9		1:42.024	20.488	49.548	31.988	257.1	11:59:06.686				
10		1:42.109	20.708	49.282	32.119	257.1	12:00:48.795				
11		1:42.241	20.768	49.451	32.022	257.7	12:02:31.036				
12		1:41.641	20.439	49.084	32.118	257.7	12:04:12.677				
13		1:50.656	P 20.680	49.222	40.754	259.6	12:06:03.333				
14		3:21.241	P 1:48.323	54.246	38.672		12:09:24.574				
15		3:05.262	P 1:29.936	55.451	39.875		12:12:29.836				
16		3:14.634	P 1:31.200	59.545	43.889		12:15:44.470				

6	1 Nicolas Costa	PRO	Lamborghini Huracan GT3	9					AM	Lamborghini Huracan GT3
	2 Kang Ling	Vincenzo Sospiri Racing		10					ARC Bratislava by VSR	
				11						

Lap	D	Time	Sector 1	Sector 2	Sector 3	T. Spd	Elapsed				
1		11:48:39.292	11:47:16.803	50.677	31.812		11:48:39.292				
2		1:40.297	20.519	48.680	31.098	258.9	11:50:19.589				
3		1:39.519	20.506	47.830	31.183	260.8	11:51:59.108				
4		1:42.512	20.288	48.684	33.540	261.5	11:53:41.620				
5		1:39.488	20.198	48.028	31.262	260.8	11:55:21.108				
6		1:40.551	20.198	48.247	32.106	260.2	11:57:01.659				
7		1:52.310	P 21.546	50.279	40.485	253.5	11:58:53.969				
8		7:43.801	6:21.771	49.654	32.376		12:06:37.770				
9		1:41.857	20.649	49.312	31.896	258.3	12:08:19.627				
10		1:40.402	20.596	48.474	31.332	259.6	12:10:00.029				
11		1:43.728	22.838	48.785	32.105	260.8	12:11:43.757				
12		1:51.055	P 20.445	52.131	38.479	259.6	12:13:34.812				

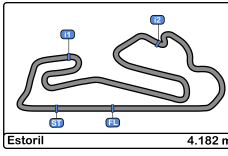
7	1 Márcio Basso	AM	BMW M6 GT3	6						
	2 Thiago Marques	RACE / BMW Team Teo Martín		7						
				8						

Lap	D	Time	Sector 1	Sector 2	Sector 3	T. Spd	Elapsed				
1		11:22:21.923	11:20:56.462	52.518	32.943		11:22:21.923				
2		1:46.561	22.754	51.755	32.052	257.1	11:24:08.484				
3		1:42.080	21.021	49.097	31.962	257.7	11:25:50.564				
4		1:41.769	20.614	49.193	31.962	258.3	11:27:32.333				
5		1:42.454	20.718	49.445	32.291	259.6	11:29:14.787				
6		1:42.066	20.551	49.449	32.066	257.7	11:30:56.853				
7		1:50.646	P 20.731	49.455	40.460	258.9	11:32:47.499				
8		6:07.735	4:40.757	54.542	32.436		11:38:55.234				
9		1:42.243	21.011	49.281	31.951	259.6	11:40:37.477				
10		1:41.777	20.531	49.245	32.001	260.8	11:42:19.254				
11		1:42.172	20.669	49.465	32.038	258.9	11:44:01.426				
12		1:50.035	P 20.382	49.210	40.443	260.2	11:45:51.461				
13		7:31.616	6:04.650	54.594	32.372		11:53:23.077				
14		1:42.566	20.884	49.514	32.168	257.1	11:55:05.643				
15		1:42.223	20.814	49.403	32.006	258.3	11:56:47.866				

11	1 Daniele Di Amato	PRO	Ferrari 488 GT3	16						
	2 Andrea Montermini	RS Racing		17						
				18						

Lap	D	Time	Sector 1	Sector 2	Sector 3	T. Spd	Elapsed				
1		12:02:39.986	12:01:18.805	48.940	32.241		12:02:39.986				
2		1:39.572	20.181	48.030	31.361	256.5	12:04:19.558				
3		1:42.031		19.902	47.941	34.188	12:06:01.589				
4		1:39.224	19.996	47.862	31.366	257.1	12:07:40.813				
5		1:45.347	21.596	50.059	33.692	257.7	12:09:26.160				
6		1:45.906	20.026	50.724	35.156	256.5	12:11:12.066				
7		1:39.573	19.941	48.158	31.474	257.1	12:12:51.639				
8		1:49.327	P 20.644	50.314	38.369	258.3	12:14:40.966				
9		3:02.772	P 1:28.589	56.607	37.576		12:17:43.738				





Circuito de Estoril
International GT Open
Free Practice - 1
Lap Analysis



10	2:28.933 P	51.089	58.467	39.377	12:20:12.671	12	1	Fernando Rees	PRO	Lamborghini Huracan GT3
							2	Damiano Fioravanti	Ombra Racing	

Lap D	Time	Sector 1	Sector 2	Sector 3	T. Spd	Elapsed
1	11:23:56.817 P	11:22:18.749	51.370	46.698		11:23:56.817
2	8:46.215	7:22.007	50.383	33.825		11:32:43.032
3	1:42.188	20.938	49.131	32.119	257.7	11:34:25.220
4	1:40.872	20.550	48.627	31.695	260.8	11:36:06.092
5	1:40.556	20.324	48.483	31.749	261.5	11:37:46.648
6	1:55.047 P	22.412	50.649	41.986	261.5	11:39:41.695
7	3:08.894	1:47.207	49.692	31.995		11:42:50.589
8	1:40.267	20.435	48.280	31.552	261.5	11:44:30.856
9	1:47.276 P	20.331	48.459	38.486	263.4	11:46:18.132
10	3:47.187	2:23.996	49.050	34.141		11:50:05.319
11	1:40.582	20.363	48.362	31.857	262.1	11:51:45.901
12	1:40.094	20.162	48.346	31.586	260.8	11:53:25.995
13	1:48.177 P	20.311	49.423	38.443	262.7	11:55:14.172
14	2:52.282	1:31.427	48.989	31.866		11:58:06.454
15	1:40.328	20.167	48.342	31.819	262.1	11:59:46.782
16	1:50.235 P	20.304	49.245	40.686	263.4	12:01:37.017
17	3:28.566	2:05.023	50.622	32.921		12:05:05.583
18	1:41.888	20.870	48.873	32.145	258.3	12:06:47.471
19	1:41.942	20.775	49.113	32.054	262.1	12:08:29.413
20	1:41.544	20.720	48.767	32.057	262.1	12:10:10.957
21	1:47.599 P	21.224	48.894	37.481	262.1	12:11:58.556
22	3:28.623	2:03.684	52.476	32.463		12:15:27.179
23	1:42.298	21.649	49.096	31.553	262.7	12:17:09.477
24	1:41.035	20.381	48.860	31.794	263.4	12:18:50.512
25	1:40.143	20.339	48.443	31.361	262.1	12:20:30.655
26	1:49.746 P	20.756	49.072	39.918	265.3	12:22:20.401

16	1	Marcelo Hahn	PROAM	Mercedes AMG GT3
	2	Allam Khodair	Drivex School	

Lap D	Time	Sector 1	Sector 2	Sector 3	T. Spd	Elapsed
1	11:48:44.008	11:47:15.369	54.275	34.364		11:48:44.008
2	1:47.619	24.304	51.916	31.399	260.8	11:50:31.627
3	1:39.106	20.128	47.886	31.092	260.8	11:52:10.733
4	1:41.631	19.833	50.042	31.756	260.2	11:53:52.364
5	1:39.404	20.142	47.912	31.350	260.8	11:55:31.768
6	1:39.691	19.960	48.230	31.501	261.5	11:57:11.459
7	1:50.016 P	20.063	49.980	39.973	258.9	11:59:01.475
8	5:06.072	3:43.085	50.689	32.298		12:04:07.547
9	1:43.274	21.132	49.789	32.353	258.9	12:05:50.821
10	1:42.625	20.880	49.478	32.267	258.3	12:07:33.446
11	1:43.130	20.982	49.820	32.328	257.7	12:09:16.576
12	1:42.892	20.728	49.767	32.397	257.7	12:10:59.468
13	1:42.365	20.479	49.778	32.108	257.7	12:12:41.833
14	1:42.714	20.469	49.648	32.597	258.9	12:14:24.547
15	1:48.540 P	20.488	49.814	38.238	257.7	12:16:13.087

19	1	Jiatong Liang	PROAM	Lamborghini Huracan GT3
	2	Raffaэле Giammaria	Imperiale Racing	

Lap D	Time	Sector 1	Sector 2	Sector 3	T. Spd	Elapsed
1	11:46:49.017	11:45:27.654	49.841	31.522		11:46:49.017
2	1:42.053	20.794	49.648	31.611	256.5	11:48:31.070
3	1:59.947 P	20.110	59.619	40.218	257.7	11:50:31.017

4	9:27.897	8:04.067	51.755	32.075	11:59:58.914
5	1:41.856	21.545	48.855	31.456	255.9 12:01:40.770
6	1:49.056 P	21.004	50.399	37.653	255.9 12:03:29.826
7	7:23.258	5:59.640	51.219	32.399	12:10:53.084
8	1:42.648	21.261	49.519	31.868	251.7 12:12:35.732
9	1:43.264	20.452	49.013	33.799	255.3 12:14:18.996
10	1:41.377	20.471	49.065	31.841	253.5 12:16:00.373
11	1:40.870	20.558	48.752	31.560	255.3 12:17:41.243
12	1:42.969	20.593	49.274	33.102	255.9 12:19:24.212
13	1:42.202	20.666	49.558	31.978	254.1 12:21:06.414
14	1:51.833 P	20.744	49.237	41.852	254.7 12:22:58.247

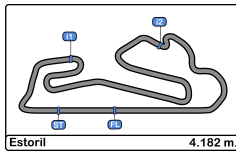
20	1	Valentin Pierburg	PROAM	Mercedes AMG GT3
	2	Tom Onslow-Cole	SPS Automotive Performance	

Lap D	Time	Sector 1	Sector 2	Sector 3	T. Spd	Elapsed
1	11:24:11.756	11:22:46.171	53.292	32.293		11:24:11.756
2	1:39.496	20.380	47.936	31.180	257.7	11:25:51.252
3	1:48.776 P	20.103	49.550	39.123	257.7	11:27:40.028
4	23:53.847	22:32.520	49.862	31.465		11:51:33.875
5	1:38.921	20.200	48.003	30.718	256.5	11:53:12.796
6	1:38.697	20.094	47.819	30.784	258.3	11:54:51.493
7	1:49.031 P	20.033	48.805	40.193	258.3	11:56:40.524
8	4:42.759	3:19.681	49.721	33.357		12:01:23.283
9	1:40.520	20.383	48.998	31.139	257.1	12:03:03.803
10	1:39.169	20.014	48.335	30.820	258.9	12:04:42.972
11	1:47.834 P	20.117	48.585	39.132	259.6	12:06:30.806
12	6:44.040	5:21.863	49.939	32.238		12:13:14.846
13	1:41.939	20.586	49.084	32.269	257.1	12:14:56.785
14	1:42.262	20.596	49.572	32.094	257.7	12:16:39.047
15	1:42.043	20.567	49.521	31.955	256.5	12:18:21.090
16	1:47.124 P	20.555	49.216	37.353	257.7	12:20:08.214

24	1	Mario Cordoni	AM	Mercedes AMG GT3
	2	Marco Zanuttini	Krypton Motorsport	

Lap D	Time	Sector 1	Sector 2	Sector 3	T. Spd	Elapsed
1	11:22:56.263	11:21:25.751	55.732	34.780		11:22:56.263
2	1:48.158	22.264	52.101	33.793	251.1	11:24:44.421
3	1:47.005	21.759	51.406	33.840	252.3	11:26:31.426
4	1:46.439	21.890	51.487	33.062	252.3	11:28:17.865
5	1:45.948	21.923	50.796	33.229	255.9	11:30:03.813
6	1:45.801	21.345	50.793	33.663	254.7	11:31:49.614
7	1:45.534	21.424	50.491	33.619	252.3	11:33:35.148
8	1:44.684	21.285	50.052	33.347	251.7	11:35:19.832
9	1:44.912	21.035	50.504	33.373	253.5	11:37:04.744
10	1:43.917	21.013	49.824	33.080	254.7	11:38:48.661
11	1:44.669	21.194	50.177	33.298	254.7	11:40:33.330
12	1:46.817	21.332	50.150	35.335	253.5	11:42:20.147
13	1:44.177	21.395	49.865	32.917	248.8	11:44:04.324
14	1:45.000	20.942	50.382	33.676	256.5	11:45:49.324
15	1:53.865 P	20.951	51.425	41.489	255.9	11:47:43.189
16	6:13.876	4:43.099	54.886	35.891		11:53:57.065
17	2:12.764	21.364	1:15.963	35.437	253.5	11:56:09.829
18	1:47.798	23.014	50.811	33.973	234.7	11:57:57.627
19	1:45.553	21.404	50.758	33.391	254.1	11:59:43.180
20	1:44.430	21.382	49.954	33.094	255.3	12:01:27.610
21	1:44.468	21.513	50.168	32.787	254.7	12:03:12.078



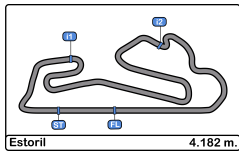


Circuito de Estoril
International GT Open
Free Practice - 1
Lap Analysis



Lap	D	Time	Sector 1	Sector 2	Sector 3	T. Spd	Elapsed												
22		1:44.458	21.270	49.952	33.236	255.3	12:04:56.536	19	1:51.604	22.040	55.820	33.744	257.1	12:19:10.813					
23		1:44.920	21.443	49.943	33.534	255.3	12:06:41.456	20	1:57.392 P	20.520	51.683	45.189	255.3	12:21:08.205					
24		1:44.045	21.151	50.095	32.799	255.3	12:08:25.501	28						Lamborghini Huracan GT3					
25		1:42.984	20.956	49.501	32.527	254.7	12:10:08.485							1 Toby Sowery	PROAM				
26		1:43.330	21.001	49.680	32.649	255.3	12:11:51.815							2 Giuseppe Cipriani	Daiko Lazarus Racing				
27		1:42.997	21.013	49.673	32.311	254.7	12:13:34.812												
28		1:43.167	20.688	49.862	32.617	255.9	12:15:17.979	Lap D						Time	Sector 1	Sector 2	Sector 3	T. Spd	Elapsed
29		1:42.878	20.779	49.845	32.254	256.5	12:17:00.857	1	11:39:35.918	11:38:15.283	48.594	32.041		11:39:35.918					
30		1:44.587	21.847	50.308	32.432	255.9	12:18:45.444	2	1:39.662	20.572	47.738	31.352	255.9	11:41:15.580					
31		1:42.505	20.827	49.443	32.235	255.9	12:20:27.949	3	1:39.595	20.472	47.805	31.318	258.3	11:42:55.175					
32			24.883	51.301		255.3		4	1:39.523	20.297	47.946	31.280	259.6	11:44:34.698					
25								5	1:39.156	20.174	47.746	31.236	260.2	11:46:13.854					
1 Riccardo Agostini								6	1:45.664 P	20.444	48.209	37.011	260.2	11:47:59.518					
2 Rik Breukers								7	5:56.661	4:32.391	49.047	35.223		11:53:56.179					
								8	1:39.686	20.522	47.813	31.351	256.5	11:55:35.865					
								9	1:40.008	20.373	48.207	31.428	260.8	11:57:15.873					
								10	1:46.257 P	20.353	47.829	38.075	259.6	11:59:02.130					
Lap D								11	7:15.164	5:43.212	52.928	39.024		12:06:17.294					
1								12	1:44.227	21.274	50.188	32.765	254.1	12:08:01.521					
2								13	1:44.179	21.072	49.741	33.366	250.5	12:09:45.700					
3								14	1:43.492	21.095	49.501	32.896	252.9	12:11:29.192					
4								15	1:43.456	21.272	49.451	32.733	255.3	12:13:12.648					
5								16	1:43.289	20.877	49.743	32.669	256.5	12:14:55.937					
6								17	1:46.444	20.924	51.835	33.685	256.5	12:16:42.381					
7								18	1:44.957	21.076	50.851	33.030	256.5	12:18:27.338					
8								19	1:47.425	21.945	52.415	33.065	257.7	12:20:14.763					
9								20	2:02.788 P	24.798	53.085	44.905	185.8	12:22:17.551					
10								47						1 Fran Rueda	PRO	BMW M6 GT3			
11														2 Andrés Saravia	RACE / BMW Team	Teo Martín			
12																			
13																			
14																			
15																			
16																			
17																			
18																			
19																			
27																			
1 Fabrizio Crestani																			
2 Miguel Ramos																			
								Lap D						Time	Sector 1	Sector 2	Sector 3	T. Spd	Elapsed
1								11:33:48.338	11:32:29.145	47.994	31.199		11:33:48.338						
2								1:38.420	19.822	47.509	31.089	254.1	11:35:26.758						
3								1:48.574	21.302	51.447	35.825	256.5	11:37:15.332						
4								1:44.904	22.926	50.349	31.629	256.5	11:39:00.236						
5								1:50.515 P	21.453	49.789	39.273	258.3	11:40:50.751						
6								5:27.152	4:07.845	48.192	31.115		11:46:17.903						
7								1:38.789	20.001	47.821	30.967	258.9	11:47:56.692						
8								1:47.339 P	21.438	48.750	37.151	258.3	11:49:44.031						
9								5:31.559	3:59.988	56.641	34.930		11:55:15.590						
10								1:41.924	20.733	48.897	32.294	252.3	11:56:57.514						
11								1:40.987	20.524	48.575	31.888	254.7	11:58:38.501						
12								1:41.075	20.491	48.780	31.804	256.5	12:00:19.576						
13								1:46.274	20.687	52.108	33.479	257.1	12:02:05.850						
14								1:41.414	20.530	48.973	31.911	254.1	12:03:47.264						
15								1:57.472 P	21.420	50.120	45.932	255.9	12:05:44.736						
16								8:10.346	6:47.095	50.774	32.477		12:13:55.082						
17								1:41.605	20.472	48.988	32.145	255.3	12:15:36.687						
18								1:42.522	20.434	48.917	33.171	256.5	12:17:19.209						
51																			
1 Alessandro Pier Guidi																			
2 Mikkel Mac																			
								Lap D						Time	Sector 1	Sector 2	Sector 3	T. Spd	Elapsed
1								11:40:48.806	11:39:11.415	59.450	37.941		11:40:48.806						



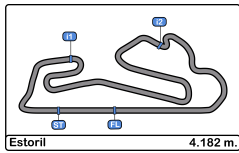


Circuito de Estoril
International GT Open
Free Practice - 1
Lap Analysis



Lap	D	Time	Sector 1	Sector 2	Sector 3	T. Spd	Elapsed
66 1 Giulio Borlenghi AM Lamborghini Huracan GT3							
2 Andrzej Lewandowski Vincenzo Sospiri Racing							
Lap	D	Time	Sector 1	Sector 2	Sector 3	T. Spd	Elapsed
1		11:43:24.686	11:41:56.001	54.679	34.006		11:43:24.686
2		1:45.529	22.291	50.231	33.007	254.7	11:45:10.215
3		1:42.758	21.070	49.658	32.030	257.7	11:46:52.973
4		1:42.892	20.510	50.051	32.331	258.9	11:48:35.865
5		1:41.643	20.643	48.877	32.123	259.6	11:50:17.508
6		1:46.166	20.962	52.958	32.246	257.7	11:52:03.674
7		1:41.570	20.695	48.908	31.967	256.5	11:53:45.244
8		1:42.561	21.506	48.966	32.089	258.9	11:55:27.805
9		1:55.508 P	20.902	49.140	45.466	257.7	11:57:23.313
10		8:41.229	7:13.951	52.255	35.023		12:06:04.542
11		1:44.012	21.046	49.965	33.001	251.7	12:07:48.554
12		1:43.425	20.810	49.792	32.823	254.1	12:09:31.979
13		1:42.609	20.681	49.320	32.608	255.3	12:11:14.588
14		1:42.156	20.560	49.141	32.455	257.1	12:12:56.744
15		1:42.244	20.607	49.140	32.497	257.7	12:14:38.988
16		1:42.635	20.618	49.356	32.661	256.5	12:16:21.623
17		1:42.124	20.571	49.152	32.401	257.7	12:18:03.747
18		1:48.957 P	20.593	49.485	38.879	258.3	12:19:52.704
62 1 Jamie Campbell-Walter PRO Mercedes AMG GT3							
2 Ferdinand Habsburg Drivex School							
Lap	D	Time	Sector 1	Sector 2	Sector 3	T. Spd	Elapsed
1		11:52:55.139	11:51:31.658	50.802	32.679		11:52:55.139
2		1:39.757	20.369	48.191	31.197	254.7	11:54:34.896
3		1:53.415	20.692	57.403	35.320	255.9	11:56:28.311
4		1:40.446	20.279	48.778	31.389	254.7	11:58:08.757
5		1:41.183	20.210	49.329	31.644	257.1	11:59:49.940
6		1:41.189	20.549	49.182	31.458	255.9	12:01:31.129
7		1:47.729 P	20.748	49.061	37.920	256.5	12:03:18.858
8		3:34.172	2:10.907	50.549	32.716		12:06:53.030
9		1:42.258	20.610	49.510	32.138	253.5	12:08:35.288
10		1:42.552	20.745	49.845	31.962	255.9	12:10:17.840
11		1:41.958	20.486	49.552	31.920	255.3	12:11:59.798
12		1:42.440	20.910	49.682	31.848	257.1	12:13:42.238
13		1:42.059	20.692	49.442	31.925	257.7	12:15:24.297
14		1:41.339	20.270	49.153	31.916	257.1	12:17:05.636
15		1:53.542 P	21.293	51.001	41.248	257.1	12:18:59.178
71 1 Alexander West PROAM Ferrari 488 GT3							
2 Michele Rugolo Luzich Racing							
Lap	D	Time	Sector 1	Sector 2	Sector 3	T. Spd	Elapsed
1		11:23:08.018	11:21:38.150	56.322	33.546		11:23:08.018
2		2:04.470 P	20.853	57.949	45.668	257.7	11:25:12.488
3		15:39.794	14:04.406	57.961	37.427		11:40:52.282
4		1:40.454	20.559	48.632	31.263	257.1	11:42:32.736
5		1:39.388	20.005	48.336	31.047	258.9	11:44:12.124
6		1:39.171	19.945	48.204	31.022	259.6	11:45:51.295
7		1:41.222	19.956	49.342	31.924	260.2	11:47:32.517
8		1:38.981	19.917	48.001	31.063	259.6	11:49:11.498
9		1:46.378 P	20.053	48.013	38.312	258.9	11:50:57.876
10		4:02.076	2:38.772	50.094	33.210		11:54:59.952
11		1:43.331	21.055	49.396	32.880	255.3	11:56:43.283
12		1:42.550	20.734	49.211	32.605	255.9	11:58:25.833
13		1:42.438	20.754	49.157	32.527	255.9	12:00:08.271
14		1:42.491	20.453	49.409	32.629	257.1	12:01:50.762
15		1:43.811	20.896	49.952	32.963	255.9	12:03:34.573
16		1:42.656	20.562	49.597	32.497	257.1	12:05:17.229
17		1:48.392 P	20.875	49.283	38.234	257.1	12:07:05.621
18		3:58.287	2:35.596	49.879	32.812		12:11:03.908
19		1:43.512	20.745	49.617	33.150	255.9	12:12:47.420
20		1:42.677	20.710	49.283	32.684	257.1	12:14:30.097
21		1:42.523	20.785	49.235	32.503	258.3	12:16:12.620
22		1:43.039	20.727	49.300	33.012	257.1	12:17:55.659
23		1:42.664	20.801	49.476	32.387	257.7	12:19:38.323
24		1:43.525	20.610	49.895	33.020	256.5	12:21:21.848
25		1:48.742 P	20.668	49.350	38.724	256.5	12:23:10.590
63 1 Giovanni Venturini PRO Lamborghini Huracan GT3							
2 Jeroen Mul Imperiale Racing							
Lap	D	Time	Sector 1	Sector 2	Sector 3	T. Spd	Elapsed
1		11:42:27.536	11:40:58.313	56.814	32.409		11:42:27.536
2		1:50.040	25.177	53.446	31.417	258.9	11:44:17.576
3		1:39.689	20.346	48.212	31.131	260.2	11:45:57.265
4		1:38.942	19.992	47.662	31.288	260.8	11:47:36.207
5		1:48.387 P	20.182	48.791	39.414	258.9	11:49:24.594
6		8:15.293	6:53.849	49.059	32.385		11:57:39.887
7		1:57.451	20.177	1:05.270	32.004	257.1	11:59:37.338
8		1:39.714	20.133	48.155	31.426	258.3	12:01:17.052
9		1:46.127 P	20.344	47.943	37.840	257.7	12:03:03.179
10		4:01.768	2:41.321	48.737	31.710		12:07:04.947
11		1:39.751	20.050	48.161	31.540	257.1	12:08:44.698
12		1:39.687	20.106	48.138	31.443	257.1	12:10:24.385
13		1:47.236 P	20.553	48.920	37.763	259.6	12:12:11.621
14		2:40.334	1:19.488	49.049	31.797		12:14:51.955
15		1:40.978	20.427	48.768	31.783	258.3	12:16:32.933
16		1:40.646	20.621	48.578	31.447	257.1	12:18:13.579





Circuito de Estoril
International GT Open
Free Practice - 1
Lap Analysis



74

1 Alexander Hrachowina AM Mercedes AMG GT3
 2 Martin Konrad -ITP Motorsport / MS Racing

99

1 António Coimbra AM Mercedes AMG GT3
 2 Luis Silva Sports and You

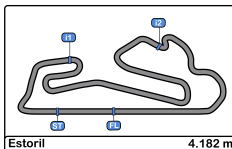
Lap	D	Time	Sector 1	Sector 2	Sector 3	T. Spd	Elapsed	Lap	D	Time	Sector 1	Sector 2	Sector 3	T. Spd	Elapsed
1		11:22:11.575	11:20:45.581	52.310	33.684		11:22:11.575	1		11:24:58.956	11:23:33.478	51.844	33.634		11:24:58.956
2		1:52.356	21.270	51.128	39.958	252.9	11:24:03.931	2		1:45.046	21.512	49.900	33.634	253.5	11:26:44.002
3		1:43.336	21.282	49.695	32.359	253.5	11:25:47.267	3		1:43.562	21.159	49.515	32.888	253.5	11:28:27.564
4		1:42.063	20.851	49.072	32.140	254.1	11:27:29.330	4		1:44.195	21.604	49.424	33.167	255.3	11:30:11.759
5		1:56.288 P	21.684	50.045	44.559	255.9	11:29:25.618	5		1:43.685	20.826	49.201	33.658	255.3	11:31:55.444
6		6:28.254	4:56.361	55.135	36.758		11:35:53.872	6		1:43.442	21.131	49.385	32.926	253.5	11:33:38.886
7		1:50.145	22.489	52.548	35.108	251.7	11:37:44.017	7		1:42.713	21.028	49.146	32.539	253.5	11:35:21.599
8		1:48.162	22.069	51.892	34.201	252.9	11:39:32.179	8		1:48.761	20.688	49.847	38.226	255.9	11:37:10.360
9		1:47.304	21.427	51.920	33.957	254.1	11:41:19.483	9		1:42.471	20.702	49.279	32.490	255.3	11:38:52.831
10		1:47.196	21.682	51.798	33.716	254.7	11:43:06.679	10		1:42.300	20.382	49.381	32.537	257.7	11:40:35.131
11		1:46.949	21.398	51.835	33.716	253.5	11:44:53.628	11		1:49.855	21.351	54.199	34.305	257.1	11:42:24.986
12		1:46.478	21.493	51.221	33.764	255.3	11:46:40.106	12		1:51.311 P	20.768	49.749	40.794	257.1	11:44:16.297
13		1:46.542	21.682	51.237	33.623	254.7	11:48:26.648	13		3:54.759	2:30.922	50.899	32.938		11:48:11.056
14		1:45.585	21.225	50.919	33.441	254.1	11:50:12.233	14		1:43.309	20.573	50.070	32.666	256.5	11:49:54.365
15		1:53.309 P	21.231	50.694	41.384	255.3	11:52:05.542	15		1:43.027	20.737	49.582	32.708	257.1	11:51:37.392
16		14:08.707	12:40.287	53.828	34.592		12:06:14.249	16		1:42.849	20.852	49.436	32.561	256.5	11:53:20.241
17		1:45.813	21.456	50.688	33.669	254.1	12:08:00.062	17		1:42.737	20.906	49.216	32.615	255.9	11:55:02.978
18		1:46.127	21.066	50.500	34.561	252.9	12:09:46.189	18		1:51.359	23.620	55.117	32.622	256.5	11:56:54.337
19		1:47.329	22.051	51.166	34.112	251.7	12:11:33.518	19		1:42.290	20.659	49.626	32.005	257.1	11:58:36.627
20		1:46.579	22.019	51.007	33.553	247.7	12:13:20.097	20		1:41.854	20.614	49.393	31.847	257.7	12:00:18.481
21		1:48.170	21.214	50.921	36.035	255.3	12:15:08.267	21		1:47.308 P	20.484	49.159	37.665	258.9	12:02:05.789
22		1:46.100	21.371	50.966	33.763	255.3	12:16:54.367	22		6:02.901	4:34.867	54.525	33.509		12:08:08.690
23		1:45.477	21.213	50.931	33.333	254.1	12:18:39.844	23		1:42.368	20.753	49.300	32.315	257.1	12:09:51.058
24		1:47.910	22.697	51.465	33.748	254.1	12:20:27.754	24		1:42.863	20.865	49.567	32.431	257.7	12:11:33.921
25		1:56.350 P	23.212	51.440	41.698	248.8	12:22:24.104	25		1:42.326	20.648	49.567	32.111	258.9	12:13:16.247

96

1 Bradley Ellis PROAM Audi R8 LMS
 2 Oliver Wilkinson Optimum Motorsport

Lap	D	Time	Sector 1	Sector 2	Sector 3	T. Spd	Elapsed	Lap	D	Time	Sector 1	Sector 2	Sector 3	T. Spd	Elapsed
1		11:24:53.432	11:23:13.486	55.850	44.096		11:24:53.432	27		1:55.741	22.225	1:00.314	33.202	260.2	12:16:57.129
2		1:41.248	21.050	48.727	31.471	253.5	11:26:34.680	28		1:42.906	20.819	49.848	32.239	258.9	12:18:40.035
3		1:39.977	20.418	48.429	31.130	258.3	11:28:14.657	29		1:42.663	20.750	49.768	32.145	259.6	12:20:22.698
4		1:39.254	20.100	47.898	31.256	258.9	11:29:53.911	30		2:09.095 P	21.658	52.289	55.148	257.7	12:22:31.793
5		2:09.292 P	20.793	58.438	50.061	258.3	11:32:03.203								
6		14:57.573	13:29.309	50.796	37.468		11:47:00.776								
7		1:40.258	20.427	48.303	31.528	257.1	11:48:41.034								
8		1:39.421	19.988	48.162	31.271	258.9	11:50:20.455								
9		1:46.288 P	20.043	48.400	37.845	260.2	11:52:06.743								
10		4:03.230	2:43.120	48.826	31.284		11:56:09.973								
11		1:39.744	20.044	48.253	31.447	257.7	11:57:49.717								
12		1:45.858 P	20.209	48.787	36.862	256.5	11:59:35.575								
13		3:31.618	2:07.099	50.525	33.994		12:03:07.193								
14		1:56.500 P	20.670	53.192	42.638	255.9	12:05:03.693								
15		3:13.055	1:51.330	49.517	32.208		12:08:16.748								
16		1:42.811	21.421	49.253	32.137	257.1	12:09:59.559								
17		1:43.546	21.971	49.538	32.037	257.1	12:11:43.105								
18		1:41.293	20.373	49.346	31.574	256.5	12:13:24.398								
19		1:41.439	20.636	49.018	31.785	259.6	12:15:05.837								
20		1:41.604	20.600	48.916	32.088	260.2	12:16:47.441								
21		1:42.432	21.347	49.317	31.768	257.7	12:18:29.873								
22		1:41.661	20.637	49.520	31.504	257.7	12:20:11.534								
23		1:54.667 P	21.909	50.072	42.686	257.7	12:22:06.201								



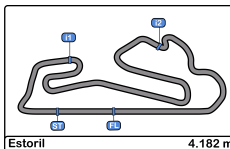


Circuito de Estoril
International GT Open
Free Practice - 1
Best Sectors Results



Sector - 1				Sector - 2			Sector - 3			Ideal Lap vs Best Lap					
Clas	Nº	Driver	Time	Nº	Driver	Time	Nº	Driver	Time	Clas	Nº	Driver	Ideal Lap	Best Lap	Clas
1	27	Crestani - Ramos	19.822	27	Crestani - Ramos	47.509	20	Pierburg - Onslow-Cole	30.718	1	27	Crestani - Ramos	1:38.298	1:38.420	1
2	16	Hahn - Khodair	19.833	25	Agostini - Breukers	47.658	51	Pier Guidi - Mac	30.834	2	51	Pier Guidi - Mac	1:38.461	1:38.796	4
3	51	Pier Guidi - Mac	19.892	63	Venturini - Mul	47.662	27	Crestani - Ramos	30.967	3	20	Pierburg - Onslow-Cole	1:38.551	1:38.697	3
4	11	Di Amato - Montermini	19.902	51	Pier Guidi - Mac	47.735	25	Agostini - Breukers	31.005	4	25	Agostini - Breukers	1:38.585	1:38.585	2
5	71	West - Rugolo	19.917	28	Sowery - Cipriani	47.738	71	West - Rugolo	31.022	5	63	Venturini - Mul	1:38.785	1:38.942	5
6	25	Agostini - Breukers	19.922	20	Pierburg - Onslow-Cole	47.819	16	Hahn - Khodair	31.092	6	16	Hahn - Khodair	1:38.811	1:39.106	7
7	96	Ellis - Wilkinson	19.988	6	Costa - Ling	47.830	6	Costa - Ling	31.098	7	71	West - Rugolo	1:38.940	1:38.981	6
8	63	Venturini - Mul	19.992	11	Di Amato - Montermini	47.862	96	Ellis - Wilkinson	31.130	8	96	Ellis - Wilkinson	1:39.016	1:39.254	10
9	20	Pierburg - Onslow-Cole	20.014	16	Hahn - Khodair	47.886	63	Venturini - Mul	31.131	9	11	Di Amato - Montermini	1:39.125	1:39.224	9
10	19	Liang - Giammaria	20.110	96	Ellis - Wilkinson	47.898	62	Campbell-Walter - Habsburg	31.197	10	6	Costa - Ling	1:39.126	1:39.488	11
11	12	Rees - Fioravanti	20.162	71	West - Rugolo	48.001	28	Sowery - Cipriani	31.236	11	28	Sowery - Cipriani	1:39.148	1:39.156	8
12	28	Sowery - Cipriani	20.174	62	Campbell-Walter - Habsburg	48.191	3	Beirão da Veiga - Cruz	31.264	12	62	Campbell-Walter - Habsburg	1:39.598	1:39.757	12
13	6	Costa - Ling	20.198	3	Beirão da Veiga - Cruz	48.245	47	Rueda - Saravia	31.284	13	12	Rees - Fioravanti	1:39.803	1:40.094	13
14	62	Campbell-Walter - Habsburg	20.210	12	Rees - Fioravanti	48.280	11	Di Amato - Montermini	31.361	14	3	Beirão da Veiga - Cruz	1:39.948	1:40.167	14
15	99	Coimbra - Silva	20.382	47	Rueda - Saravia	48.475	12	Rees - Fioravanti	31.361	15	47	Rueda - Saravia	1:40.188	1:40.702	15
16	7	Basso - Marques	20.382	19	Liang - Giammaria	48.752	19	Liang - Giammaria	31.456	16	19	Liang - Giammaria	1:40.318	1:40.870	16
17	47	Rueda - Saravia	20.429	66	Borlenghi - Lewandowski	48.877	99	Coimbra - Silva	31.847	17	66	Borlenghi - Lewandowski	1:41.354	1:41.570	17
18	3	Beirão da Veiga - Cruz	20.439	74	Hrachowina - Konrad	49.072	9	Konôpka - Calko	31.948	18	99	Coimbra - Silva	1:41.375	1:41.854	19
19	66	Borlenghi - Lewandowski	20.510	7	Basso - Marques	49.097	7	Basso - Marques	31.951	19	7	Basso - Marques	1:41.430	1:41.769	18
20	24	Cordoni - Zanuttini	20.688	99	Coimbra - Silva	49.146	66	Borlenghi - Lewandowski	31.967	20	9	Konôpka - Calko	1:41.954	1:41.976	20
21	9	Konôpka - Calko	20.738	9	Konôpka - Calko	49.268	74	Hrachowina - Konrad	32.140	21	74	Hrachowina - Konrad	1:42.063	1:42.063	21
22	74	Hrachowina - Konrad	20.851	24	Cordoni - Zanuttini	49.443	24	Cordoni - Zanuttini	32.235	22	24	Cordoni - Zanuttini	1:42.366	1:42.505	22



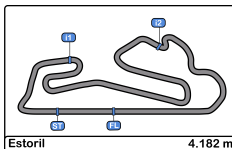


Circuito de Estoril
International GT Open
Free Practice - 1
Best 5 Lap Times



Cl	Nº	Entrant/Team	Nat	Driver 1	Nat	Status	Driver 2	Nat	Status	Vehicle	Cat	Cl	Best 1		Best 2		Best 3		Best 4		Best 5	
													Time	Lap	Time	Lap	Time	Lap	Time	Lap	Time	Lap
1	27	Daiko Lazarus Racing	ITA	Fabrizio Crestani	ITA	Silver	Miguel Ramos	PTR	Bronze	Lamborghini Huracan GT3	PROAM	1	1:38.420	2	1:38.789	7	1:40.987	11	1:41.075	12	1:41.414	14
2	25	Imperiale Racing	ITA	Riccardo Agostini	ITA	Gold	Rik Breukers	DEU	Silver	Lamborghini Huracan GT3	PRO	1	1:38.585	2	1:39.236	4	1:39.886	11	1:40.890	17	1:40.939	10
3	20	SPS Automotive Performance	DEU	Valentin Pierburg	DEU	Bronze	Tom Onslow-Cole	GBR	Gold	Mercedes AMG GT3	PROAM	2	1:38.697	6	1:38.921	5	1:39.169	10	1:39.496	2	1:40.520	9
4	51	Luzich Racing	CHE	Alessandro Pier Guidi	ITA	Gold	Mikkel Mac	DNK	Gold	Ferrari 488 GT3	PRO	2	1:38.796	5	1:38.813	3	1:39.311	8	1:39.419	9	1:39.980	2
5	63	Imperiale Racing	ITA	Giovanni Venturini	ITA	Gold	Jeroen Mul	NLD	Silver	Lamborghini Huracan GT3	PRO	3	1:38.942	4	1:39.687	12	1:39.689	3	1:39.714	8	1:39.751	11
6	71	Luzich Racing	CHE	Alexander West	SWE	Bronze	Michele Rugolo	ITA	Gold	Ferrari 488 GT3	PROAM	3	1:38.981	8	1:39.171	6	1:39.388	5	1:40.454	4	1:41.222	7
7	16	Drivex School	ESP	Marcelo Hahn	BRA	Bronze	Allam Khodair	BRA	Gold	Mercedes AMG GT3	PROAM	4	1:39.106	3	1:39.404	5	1:39.691	6	1:41.631	4	1:42.365	13
8	28	Daiko Lazarus Racing	ITA	Toby Sowery	GBR	Silver	Giuseppe Cipriani	ITA	Bronze	Lamborghini Huracan GT3	PROAM	5	1:39.156	5	1:39.523	4	1:39.595	3	1:39.662	2	1:39.686	8
9	11	RS Racing	ITA	Daniele Di Amato	ITA	Silver	Andrea Montermini	ITA	Gold	Ferrari 488 GT3	PRO	4	1:39.224	4	1:39.572	2	1:39.573	7	1:42.031	3	1:45.347	5
10	96	Optimum Motorsport	GBR	Bradley Ellis	GBR	Silver	Oliver Wilkinson	GBR	Bronze	Audi R8 LMS	PROAM	6	1:39.254	4	1:39.421	8	1:39.744	11	1:39.977	3	1:40.258	7
11	6	Vincenzo Sospiri Racing	ITA	Nicolas Costa	BRA	Silver	Kang Ling	CHN	Silver	Lamborghini Huracan GT3	PRO	5	1:39.488	5	1:39.519	3	1:40.297	2	1:40.402	10	1:40.551	6
12	62	Drivex School	ESP	Jamie Campbell-Walter	GBR	Platinum	Ferdinand Habsburg	AUT	Silver	Mercedes AMG GT3	PRO	6	1:39.757	2	1:40.446	4	1:41.183	5	1:41.189	6	1:41.339	14
13	12	Ombra Racing	ITA	Fernando Rees	BRA	Gold	Damiano Fioravanti	ITA	Silver	Lamborghini Huracan GT3	PRO	7	1:40.094	12	1:40.143	25	1:40.267	8	1:40.328	15	1:40.556	5
14	3	RACE / BMW Team Teo Martín	ESP	Lourenço Beirão da Veiga	PRT	Silver	Juan Cruz Álvarez	ARG	Silver	BMW M6 GT3	PRO	8	1:40.167	3	1:40.492	2	1:40.569	5	1:40.749	4	1:41.053	6
15	47	RACE / BMW Team Teo Martín	ESP	Fran Rueda	ESP	Silver	Andrés Saravia	GTM	Silver	BMW M6 GT3	PRO	9	1:40.702	3	1:40.837	4	1:40.866	8	1:40.902	7	1:41.151	17
16	19	Imperiale Racing	ITA	Jiatong Liang	CHN	Bronze	Raffaele Giammaria	ITA	Gold	Lamborghini Huracan GT3	PROAM	7	1:40.870	11	1:41.377	10	1:41.856	5	1:42.053	2	1:42.202	13
17	66	Vincenzo Sospiri Racing	ITA	Giulio Borlenghi	BRA	Bronze	Andrzej Lewandowski	POL	Bronze	Lamborghini Huracan GT3	AM	1	1:41.570	7	1:41.643	5	1:42.124	17	1:42.156	14	1:42.244	15
18	7	RACE / BMW Team Teo Martín	ESP	Márcio Basso	BRA	Bronze	Thiago Marques	BRA	Bronze	BMW M6 GT3	AM	2	1:41.769	4	1:41.777	10	1:42.066	6	1:42.080	3	1:42.172	11
19	99	Sports and You	PRT	António Coimbra	PRT	Bronze	Luis Silva	PRT	Bronze	Mercedes AMG GT3	AM	3	1:41.854	20	1:42.290	19	1:42.300	10	1:42.326	25	1:42.368	23
20	9	ARC Bratislava by VSR	SVK	Miro Konôpka	SVK	Bronze	Konstantíns Calko	LVA	Bronze	Lamborghini Huracan GT3	AM	4	1:41.976	9	1:42.411	8	1:42.661	7	1:42.986	3	1:43.469	6
21	74	HTP Motorsport / MS Racing	AUT	Alexander Hrachowina	AUT	Bronze	Martin Konrad	AUT	Bronze	Mercedes AMG GT3	AM	5	1:42.063	4	1:43.336	3	1:45.477	23	1:45.585	14	1:45.813	17
22	24	Krypton Motorsport	ITA	Mario Cordoni	ITA	Bronze	Marco Zanuttini	ITA	Bronze	Mercedes AMG GT3	AM	6	1:42.505	31	1:42.878	29	1:42.984	25	1:42.997	27	1:43.167	28



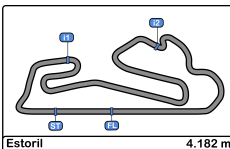


Circuito de Estoril
International GT Open
Free Practice - 1
Best 5 Top Speeds



Cl	Nº	Entrant/Team	Nat	Driver 1	Nat	Status	Driver 2	Nat	Status	Vehicle	Cat	Cl	Top 1		Top 2		Top 3		Top 4		Top 5		Avg
													Km/h	Lap	Km/h	Lap	Km/h	Lap	Km/h	Lap	Km/h	Lap	
1	12	Ombra Racing	ITA	Fernando Rees	BRA	Gold	Damiano Fioravanti	ITA	Silver	Lamborghini Huracan GT3	PRO	1	265.3	26	263.4	9	263.4	16	263.4	24	262.7	13	263.6
2	6	Vincenzo Sospiri Racing	ITA	Nicolas Costa	BRA	Silver	Kang Ling	CHN	Silver	Lamborghini Huracan GT3	PRO	2	261.5	4	260.8	3	260.8	5	260.8	11	260.2	6	260.8
3	16	Drivex School	ESP	Marcelo Hahn	BRA	Bronze	Allam Khodair	BRA	Gold	Mercedes AMG GT3	PROAM	1	261.5	6	260.8	2	260.8	3	260.8	5	260.2	4	260.8
4	47	RACE / BMW Team Teo Martín	ESP	Fran Rueda	ESP	Silver	Andrés Saravia	GTM	Silver	BMW M6 GT3	PRO	3	261.5	14	260.8	13	260.8	15	260.2	18	258.9	17	260.4
5	7	RACE / BMW Team Teo Martín	ESP	Márcio Basso	BRA	Bronze	Thiago Marques	BRA	Bronze	BMW M6 GT3	AM	1	260.8	10	260.2	12	259.6	5	259.6	9	258.9	7	259.8
6	28	Daiko Lazarus Racing	ITA	Toby Sowery	GBR	Silver	Giuseppe Cipriani	ITA	Bronze	Lamborghini Huracan GT3	PROAM	2	260.8	9	260.2	5	260.2	6	259.6	4	259.6	10	260.1
7	51	Luzich Racing	CHE	Alessandro Pier Guidi	ITA	Gold	Mikkel Mac	DNK	Gold	Ferrari 488 GT3	PRO	4	260.8	19	260.2	4	260.2	9	259.6	5	259.6	10	260.1
8	63	Imperiale Racing	ITA	Giovanni Venturini	ITA	Gold	Jeroen Mul	NLD	Silver	Lamborghini Huracan GT3	PRO	5	260.8	4	260.2	3	259.6	13	258.9	2	258.9	5	259.7
9	71	Luzich Racing	CHE	Alexander West	SWE	Bronze	Michele Rugolo	ITA	Gold	Ferrari 488 GT3	PROAM	3	260.2	7	259.6	6	259.6	8	258.9	5	258.9	9	259.4
10	96	Optimum Motorsport	GBR	Bradley Ellis	GBR	Silver	Oliver Wilkinson	GBR	Bronze	Audi R8 LMS	PROAM	4	260.2	9	260.2	20	259.6	19	258.9	4	258.9	8	259.6
11	99	Sports and You	PRT	António Coimbra	PRT	Bronze	Luis Silva	PRT	Bronze	Mercedes AMG GT3	AM	2	260.2	26	260.2	27	259.6	29	258.9	21	258.9	25	259.6
12	3	RACE / BMW Team Teo Martín	ESP	Lourenço Beirão da Veiga	PRT	Silver	Juan Cruz Álvarez	ARG	Silver	BMW M6 GT3	PRO	6	259.6	13	258.9	6	257.7	5	257.7	11	257.7	12	258.3
13	20	SPS Automotive Performance	DEU	Valentin Pierburg	DEU	Bronze	Tom Onslow-Cole	GBR	Gold	Mercedes AMG GT3	PROAM	5	259.6	11	258.9	10	258.3	6	258.3	7	257.7	2	258.6
14	25	Imperiale Racing	ITA	Riccardo Agostini	ITA	Gold	Rik Breukers	DEU	Silver	Lamborghini Huracan GT3	PRO	7	259.6	4	258.9	3	258.9	5	258.3	16	257.7	8	258.7
15	66	Vincenzo Sospiri Racing	ITA	Giulio Borlenghi	BRA	Bronze	Andrzej Lewandowski	POL	Bronze	Lamborghini Huracan GT3	AM	3	259.6	5	258.9	4	258.9	8	258.3	18	257.7	3	258.7
16	11	RS Racing	ITA	Daniele Di Amato	ITA	Silver	Andrea Montermini	ITA	Gold	Ferrari 488 GT3	PRO	8	258.9	3	258.3	8	257.7	5	257.1	4	257.1	7	257.8
17	27	Daiko Lazarus Racing	ITA	Fabrizio Crestani	ITA	Silver	Miguel Ramos	PTR	Bronze	Lamborghini Huracan GT3	PROAM	6	258.9	7	258.3	5	258.3	8	257.1	13	257.1	19	258.0
18	9	ARC Bratislava by VSR	SVK	Miro Konôpka	SVK	Bronze	Konstantíns Calko	LVA	Bronze	Lamborghini Huracan GT3	AM	4	258.3	4	258.3	9	258.3	10	257.7	8	257.1	7	258.0
19	19	Imperiale Racing	ITA	Jiatong Liang	CHN	Bronze	Raffaele Giammaria	ITA	Gold	Lamborghini Huracan GT3	PROAM	7	257.7	3	256.5	2	255.9	5	255.9	6	255.9	12	256.4
20	62	Drivex School	ESP	Jamie Campbell-Walter	GBR	Platinum	Ferdinand Habsburg	AUT	Silver	Mercedes AMG GT3	PRO	9	257.7	13	257.1	5	257.1	12	257.1	14	257.1	15	257.2
21	24	Krypton Motorsport	ITA	Mario Cordon	ITA	Bronze	Marco Zanuttini	ITA	Bronze	Mercedes AMG GT3	AM	5	256.5	14	256.5	29	255.9	5	255.9	15	255.9	28	256.1
22	74	HTP Motorsport / MS Racing	AUT	Alexander Hrachowina	AUT	Bronze	Martin Konrad	AUT	Bronze	Mercedes AMG GT3	AM	6	255.9	5	255.3	12	255.3	15	255.3	21	255.3	22	255.4



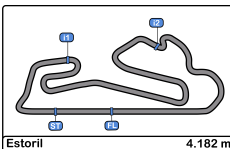


Circuito de Estoril
International GT Open
Free Practice - 1
Fastest Laps Sequence



Lap	Time of Day	Session Time	Nº	Entrant/Team	Nat	Driver 1	Nat	Status	Driver 2	Nat	Status	Vehicle	Cat	Time	Km/h
2	11:23:48.047	3:48.047	47	RACE / BMW Team Teo Martín	ESP	Fran Rueda	ESP	Silver	Andrés Saravia	GTM	Silver	BMW M6 GT3	PRO	1:41.919	147.7
3	11:25:28.749	5:28.749	47	RACE / BMW Team Teo Martín	ESP	Fran Rueda	ESP	Silver	Andrés Saravia	GTM	Silver	BMW M6 GT3	PRO	1:40.702	149.5
2	11:25:51.252	5:51.252	20	SPS Automotive Performance	DEU	Valentin Pierburg	DEU	Bronze	Tom Onslow-Cole	GBR	Gold	Mercedes AMG GT3	PROAM	1:39.496	151.3
4	11:29:53.911	9:53.911	96	Optimum Motorsport	GBR	Bradley Ellis	GBR	Silver	Oliver Wilkinson	GBR	Bronze	Audi R8 LMS	PROAM	1:39.254	151.6
2	11:35:26.758	15:26.758	27	Daiko Lazarus Racing	ITA	Fabrizio Crestani	ITA	Silver	Miguel Ramos	PTR	Bronze	Lamborghini Huracan GT3	PROAM	1:38.420	152.9



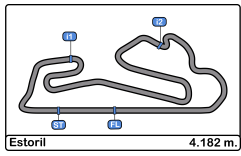


Circuito de Estoril
International GT Open
Free Practice - 1
Event Best Maximum Speed



Nº	Entrant/Team	Nat	Driver 1	Nat	Status	Driver 2	Nat	Status	Vehicle	Cat	Km/h	Session
12	Ombra Racing	ITA	Fernando Rees	BRA	Gold	Damiano Fioravanti	ITA	Silver	Lamborghini Huracan GT3	PRO	265.3	Free Practice - 1
47	RACE / BMW Team Teo Martín	ESP	Fran Rueda	ESP	Silver	Andrés Saravia	GTM	Silver	BMW M6 GT3	PRO	261.5	Free Practice - 1
6	Vincenzo Sospiri Racing	ITA	Nicolas Costa	BRA	Silver	Kang Ling	CHN	Silver	Lamborghini Huracan GT3	PRO	261.5	Free Practice - 1
16	Drivex School	ESP	Marcelo Hahn	BRA	Bronze	Allam Khodair	BRA	Gold	Mercedes AMG GT3	PROAM	261.5	Free Practice - 1
7	RACE / BMW Team Teo Martín	ESP	Márcio Basso	BRA	Bronze	Thiago Marques	BRA	Bronze	BMW M6 GT3	AM	260.8	Free Practice - 1
63	Imperiale Racing	ITA	Giovanni Venturini	ITA	Gold	Jeroen Mul	NLD	Silver	Lamborghini Huracan GT3	PRO	260.8	Free Practice - 1
28	Daiko Lazarus Racing	ITA	Toby Sowery	GBR	Silver	Giuseppe Cipriani	ITA	Bronze	Lamborghini Huracan GT3	PROAM	260.8	Free Practice - 1
51	Luzich Racing	CHE	Alessandro Pier Guidi	ITA	Gold	Mikkel Mac	DNK	Gold	Ferrari 488 GT3	PRO	260.8	Free Practice - 1
71	Luzich Racing	CHE	Alexander West	SWE	Bronze	Michele Rugolo	ITA	Gold	Ferrari 488 GT3	PROAM	260.2	Free Practice - 1
96	Optimum Motorsport	GBR	Bradley Ellis	GBR	Silver	Oliver Wilkinson	GBR	Bronze	Audi R8 LMS	PROAM	260.2	Free Practice - 1
99	Sports and You	PRT	António Coimbra	PRT	Bronze	Luis Silva	PRT	Bronze	Mercedes AMG GT3	AM	260.2	Free Practice - 1
25	Imperiale Racing	ITA	Riccardo Agostini	ITA	Gold	Rik Breukers	DEU	Silver	Lamborghini Huracan GT3	PRO	259.6	Free Practice - 1
66	Vincenzo Sospiri Racing	ITA	Giulio Borlenghi	BRA	Bronze	Andrzej Lewandowski	POL	Bronze	Lamborghini Huracan GT3	AM	259.6	Free Practice - 1
3	RACE / BMW Team Teo Martín	ESP	Lourenço Beirão da	PRT	Silver	Juan Cruz Álvarez	ARG	Silver	BMW M6 GT3	PRO	259.6	Free Practice - 1
20	SPS Automotive Performance	DEU	Valentin Pierburg	DEU	Bronze	Tom Onslow-Cole	GBR	Gold	Mercedes AMG GT3	PROAM	259.6	Free Practice - 1
27	Daiko Lazarus Racing	ITA	Fabrizio Crestani	ITA	Silver	Miguel Ramos	PTR	Bronze	Lamborghini Huracan GT3	PROAM	258.9	Free Practice - 1
11	RS Racing	ITA	Daniele Di Amato	ITA	Silver	Andrea Montermini	ITA	Gold	Ferrari 488 GT3	PRO	258.9	Free Practice - 1
9	ARC Bratislava by VSR	SVK	Miro Konôpka	SVK	Bronze	Konstantíns Calko	LVA	Bronze	Lamborghini Huracan GT3	AM	258.3	Free Practice - 1
19	Imperiale Racing	ITA	Jiatong Liang	CHN	Bronze	Raffaele Giammaria	ITA	Gold	Lamborghini Huracan GT3	PROAM	257.7	Free Practice - 1
62	Drivex School	ESP	Jamie Campbell-Walter	GBR	Platinum	Ferdinand Habsburg	AUT	Silver	Mercedes AMG GT3	PRO	257.7	Free Practice - 1
24	Krypton Motorsport	ITA	Mario Cordonì	ITA	Bronze	Marco Zanuttini	ITA	Bronze	Mercedes AMG GT3	AM	256.5	Free Practice - 1
74	HTP Motorsport / MS Racing	AUT	Alexander Hrachowina	AUT	Bronze	Martin Konrad	AUT	Bronze	Mercedes AMG GT3	AM	255.9	Free Practice - 1

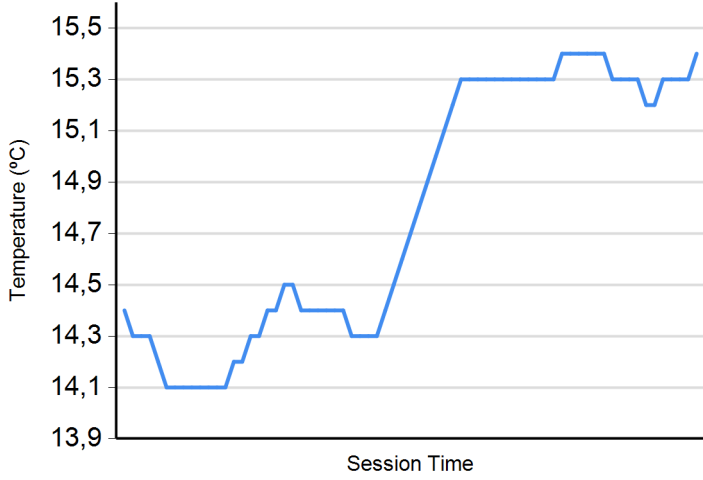




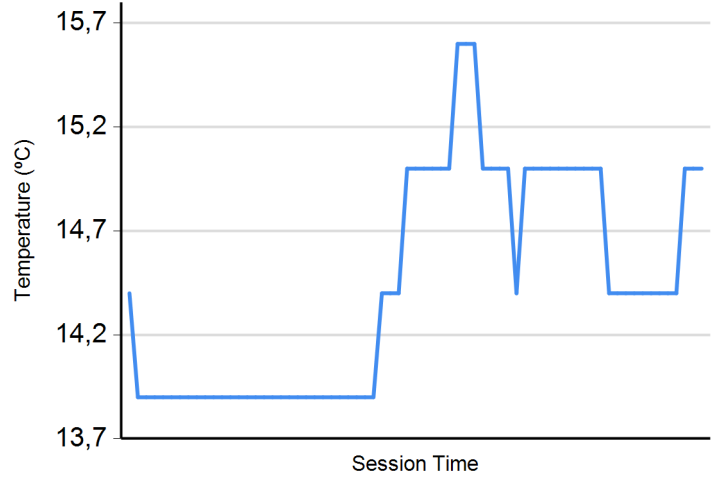
Circuito de Estoril
International GT Open
Free Practice - 1
Weather Report



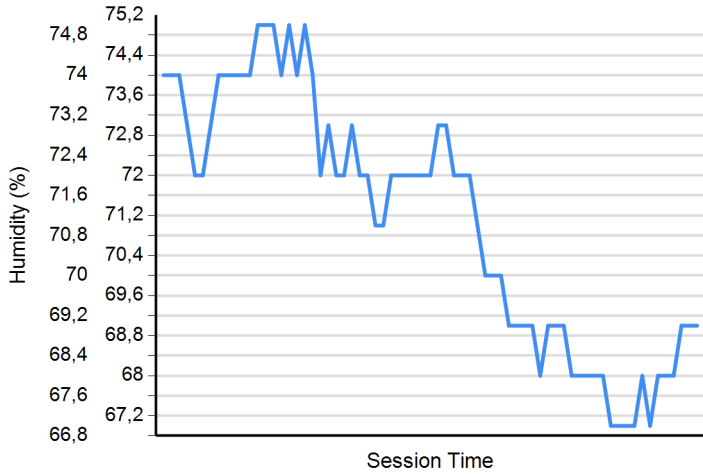
Air Temperature



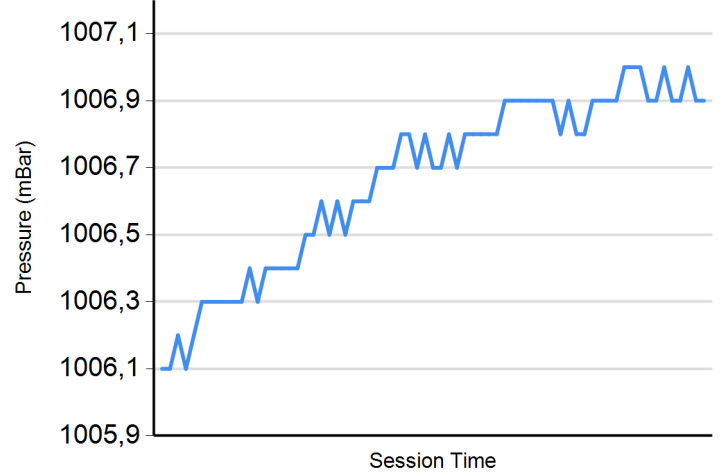
Track Temperature



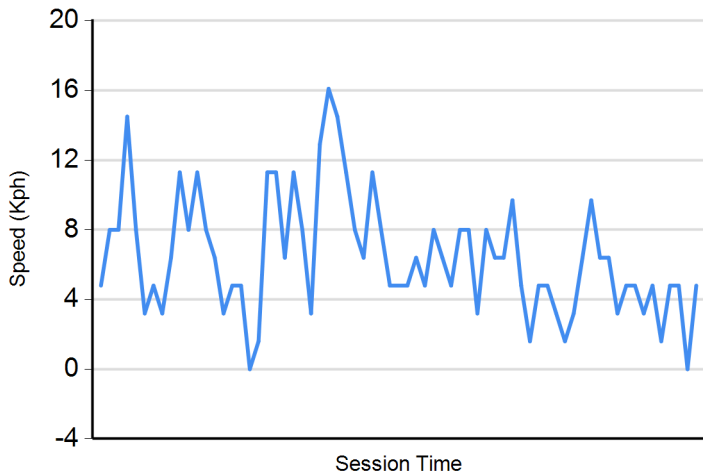
Humidity



Pressure



Wind Speed



Wind direction

North = 0°/360° Est = 90° South = 180° West = 270°

