

Hungaroring
International GT Open
Race - 2
Provisional Results



Cls	Nº	Entrant/Team	Nat	Driver 1	Nat	Status	Driver 2	Nat	Status	Vehicle	Cat	Cl	Laps	Total Time	Gap	Interval	Km/h	Best	Time	Km/h
1	16	Drivex School	ESP	Marcelo Hahn	BRA	Bronze	<u>Allam Khodair</u>	BRA	Gold	Mercedes AMG GT3	PROAM	1	32	1:00:10.452			139.7	17	1:44.731	150.5
2	25	Imperiale Racing	ITA	Riccardo Agostini	ITA	Gold	<u>Rik Breukers</u>	NLD	Silver	Lamborghini Huracan GT3	PRO	1	32	1:00:12.244	1.792	1.792	139.7	19	1:45.083	150.0
3	6	Vincenzo Sospiri Racing	ITA	<u>Edoardo Liberati</u>	ITA	Silver	Kang Ling	CHN	Silver	Lamborghini Huracan GT3	PRO	2	32	1:00:15.633	5.181	3.389	139.5	16	1:44.735	150.5
4	12	Ombra Racing	ITA	<u>Fernando Rees</u>	BRA	Gold	Damiano Fioravanti	ITA	Silver	Lamborghini Huracan GT3	PRO	3	32	1:00:17.500	7.048	1.867	139.5	16	1:44.911	150.3
5	63	Imperiale Racing	ITA	<u>Giovanni Venturini</u>	ITA	Gold	Jeroen Mul	NLD	Silver	Lamborghini Huracan GT3	PRO	4	32	1:00:21.656	11.204	4.156	139.3	16	1:45.106	150.0
6	47	RACE / BMW Team Teo Martín	ESP	<u>Fran Rueda</u>	ESP	Silver	Andrés Saravia	GTM	Silver	BMW M6 GT3	PRO	5	32	1:00:33.534	23.082	11.878	138.8	17	1:45.464	149.5
7	71	Luzich Racing	USA	Alexander West	SWE	Bronze	<u>Michele Rugolo</u>	ITA	Gold	Ferrari 488 GT3	PROAM	2	32	1:00:40.619	30.167	7.085	138.6	16	1:45.564	149.4
8	19	Imperiale Racing	ITA	Jiatong Liang	CHN	Bronze	<u>Raffaele Giammaria</u>	ITA	Gold	Lamborghini Huracan GT3	PROAM	3	32	1:00:44.007	33.555	3.388	138.4	14	1:44.910	150.3
9	77	Olimp Racing	POL	<u>Marcin Jedlinski</u>	POL	Bronze	Mateusz Lisowski	POL	Silver	Audi R8 LMS	PROAM	4	32	1:00:44.294	33.842	0.287	138.4	19	1:45.169	149.9
10	96	Optimum Motorsport	GBR	<u>Bradley Ellis</u>	GBR	Silver	Oliver Wilkinson	GBR	Bronze	Audi R8 LMS	PROAM	5	32	1:00:49.706	39.254	5.412	138.2	13	1:46.086	148.6
11	52	Luzich Racing	USA	Marco Cioci	ITA	Gold	<u>Daniel Serra</u>	BRA	Gold	Ferrari 488 GT3	PRO	6	32	1:00:50.729	40.277	1.023	138.2	11	1:45.487	149.5
12	11	RS Racing	ITA	<u>Daniele Di Amato</u>	ITA	Silver	Andrea Bertolini	ITA	Platinum	Ferrari 488 GT3	PRO	7	32	1:00:51.134	40.682	0.405	138.2	17	1:45.233	149.8
13	27	Daiko Lazarus Racing	ITA	Fabrizio Crestani	ITA	Silver	<u>Miguel Ramos</u>	PRT	Bronze	Lamborghini Huracan GT3	PROAM	6	32	1:00:53.460	43.008	2.326	138.1	15	1:44.457	150.9
14	333	Rinaldi Racing	DEU	Rinat Salikhov	RUS	Bronze	<u>David Perel</u>	ZAF	Silver	Ferrari 488 GT3	PROAM	7	32	1:00:54.436	43.984	0.976	138.1	14	1:45.689	149.2
15	41	Drivex School	ESP	<u>"Caca Bueno"</u>	BRA	Platinum	Ricardo Baptista	BRA	Bronze	Mercedes AMG GT3	PROAM	8	32	1:00:57.287	46.835	2.851	137.9	15	1:45.677	149.2
16	33	Rinaldi Racing	DEU	<u>Christian Hook</u>	DEU	Bronze	Daniel Keilwitz	DEU	Bronze	Ferrari 488 GT3	PROAM	9	32	1:00:59.480	49.028	2.193	137.9	20	1:44.757	150.5
17	66	Vincenzo Sospiri Racing	ITA	Giulio Borlenghi	BRA	Bronze	<u>Andrzej Lewandowski</u>	POL	Bronze	Lamborghini Huracan GT3	AM	1	32	1:01:05.570	55.118	6.090	137.6	19	1:45.759	149.1
18	99	Sports and You	PRT	António Coimbra	PRT	Bronze	<u>Luis Silva</u>	PRT	Bronze	Mercedes AMG GT3	AM	2	32	1:01:08.399	57.947	2.829	137.5	19	1:45.166	149.9
19	20	SPS Automotive Performance	DEU	<u>Valentin Pierburg</u>	DEU	Bronze	Tom Onslow-Cole	GBR	Gold	Mercedes AMG GT3	PROAM	10	32	1:01:08.754	58.302	0.355	137.5	16	1:44.538	150.8
20	74	HTP Motorsport / MS Racing	AUT	<u>Alexander Hrachowina</u>	AUT	Bronze	Martin Konrad	AUT	Bronze	Mercedes AMG GT3	AM	3	32	1:01:10.618	1:00.166	1.864	137.4	14	1:44.707	150.6
21	51	Luzich Racing	USA	<u>Alessandro Pier Guidi</u>	ITA	Platinum	Mikkel Mac	DNK	Gold	Ferrari 488 GT3	PRO	8	24	46:54.094	8 Laps	8 Laps	134.5	16	1:44.718	150.6
Not classified: (Requirements: 75% of number laps of leader = 24 Laps)																				
3	RACE / BMW Team Teo Martín	ESP	<u>Luourenço Beirão da Veiga</u>	PRT	Silver	Juan Cruz Álvarez	ARG	Silver	BMW M6 GT3	PRO	9	9	19:03.338	23 Laps	15 Laps	124.1	6	1:47.061	147.3	
28	Daiko Lazarus Racing	ITA	Toby Sowery	GBR	Silver	<u>Giuseppe Cipriani</u>	ITA	Bronze	Lamborghini Huracan GT3	PROAM	11	4	9:19.113	28 Laps	5 Laps	112.8	2	1:52.314	140.4	
7	RACE / BMW Team Teo Martín	ESP	Márcio Basso	BRA	Bronze	<u>Thiago Marques</u>	BRA	Bronze	BMW M6 GT3	AM	4	1	1:55.962	31 Laps	3 Laps	136.0	1	1:55.962	136.0	
9	ARC Bratislava	SVK	Miro Konôpka	SVK	Bronze	<u>Zdeno Mikulasko</u>	SVK	Bronze	Lamborghini Huracan GT3	AM	5	1	1:56.625	31 Laps	0.663	135.2	1	1:56.625	135.2	
90	Target Racing	ITA	Alberto Di Folco	ITA	Silver	<u>Stefano Costantini</u>	ITA	Bronze	Lamborghini Huracan GT3	PROAM	12	1	1:56.980	31 Laps	0.355	134.8	1	1:56.980	134.8	

Fastest lap Crestani - Ramos in 1:44.457 at 151.0 Km/h in lap 15

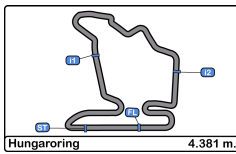
- 2 SECOND TIME PENALTY CAR 27 - HANDICAP
- 2 SECOND TIME PENALTY CAR 33 - HANDICAP
- 1 SECOND TIME PENALTY CAR 63 - HANDICAP
- 4 SECOND TIME PENALTY CAR 333- HANDICAP

Published at:.....

Track Temp: 47.2 °C Air Temp: 27.2 °C Humidity: 33 % Track Status: DRY

Stewards:	Race Director:	Timekeeper:
------------------	-----------------------	--------------------





Hungaroring
International GT Open
Race - 2
Provisional Results by Class



Cls	Nº	Entrant/Team	Nat	Driver 1	Nat	Status	Driver 2	Nat	Status	Vehicle	Cat	Cl	Laps	Total Time	Gap	Interval	Km/h	Best	Time	Km/h
PRO																				
1	25	Imperiale Racing	ITA	Riccardo Agostini	ITA	Gold	Rik Breukers	NLD	Silver	Lamborghini Huracan GT3	PRO	1	32	1:00:12.244			139.7	19	1:45.083	150.0
2	6	Vincenzo Sospiri Racing	ITA	Edoardo Liberati	ITA	Silver	Kang Ling	CHN	Silver	Lamborghini Huracan GT3	PRO	2	32	1:00:15.633	5.181	3.389	139.5	16	1:44.735	150.5
3	12	Ombra Racing	ITA	Fernando Rees	BRA	Gold	Damiano Fioravanti	ITA	Silver	Lamborghini Huracan GT3	PRO	3	32	1:00:17.500	7.048	1.867	139.5	16	1:44.911	150.3
4	63	Imperiale Racing	ITA	Giovanni Venturini	ITA	Gold	Jeroen Mul	NLD	Silver	Lamborghini Huracan GT3	PRO	4	32	1:00:21.656	11.204	4.156	139.3	16	1:45.106	150.0
5	47	RACE / BMW Team Teo Martín	ESP	Fran Rueda	ESP	Silver	Andrés Saravia	GTM	Silver	BMW M6 GT3	PRO	5	32	1:00:33.534	23.082	11.878	138.8	17	1:45.464	149.5
6	52	Luzich Racing	USA	Marco Cioci	ITA	Gold	Daniel Serra	BRA	Gold	Ferrari 488 GT3	PRO	6	32	1:00:50.729	40.277	17.195	138.2	11	1:45.487	149.5
7	11	RS Racing	ITA	Daniele Di Amato	ITA	Silver	Andrea Bertolini	ITA	Platinum	Ferrari 488 GT3	PRO	7	32	1:00:51.134	40.682	0.405	138.2	17	1:45.233	149.8
8	51	Luzich Racing	USA	Alessandro Pier Guidi	ITA	Platinum	Mikkel Mac	DNK	Gold	Ferrari 488 GT3	PRO	8	24	46:54.094	8 Laps	8 Laps	134.5	16	1:44.718	150.6
Not classified: (Requirements: 75% of number laps of leader = 24 Laps)																				
3	RACE / BMW Team Teo Martín	ESP	Lourenço Beirão da Veiga	PRT	Silver	Juan Cruz Álvarez	ARG	Silver	BMW M6 GT3	PRO	9	9	19:03.338	23 Laps	15 Laps	124.1	6	1:47.061	147.3	
PROAM																				
1	16	Drivex School	ESP	Marcelo Hahn	BRA	Bronze	Allam Khodair	BRA	Gold	Mercedes AMG GT3	PROAM	1	32	1:00:10.452			139.7	17	1:44.731	150.5
2	71	Luzich Racing	USA	Alexander West	SWE	Bronze	Michele Rugolo	ITA	Gold	Ferrari 488 GT3	PROAM	2	32	1:00:40.619	30.167	30.167	138.6	16	1:45.564	149.4
3	19	Imperiale Racing	ITA	Jiatong Liang	CHN	Bronze	Raffaele Giammaria	ITA	Gold	Lamborghini Huracan GT3	PROAM	3	32	1:00:44.007	33.555	3.388	138.4	14	1:44.910	150.3
4	77	Olimp Racing	POL	Marcin Jedlinski	POL	Bronze	Mateusz Lisowski	POL	Silver	Audi R8 LMS	PROAM	4	32	1:00:44.294	33.842	0.287	138.4	19	1:45.169	149.9
5	96	Optimum Motorsport	GBR	Bradley Ellis	GBR	Silver	Oliver Wilkinson	GBR	Bronze	Audi R8 LMS	PROAM	5	32	1:00:49.706	39.254	5.412	138.2	13	1:46.086	148.6
6	27	Daiko Lazarus Racing	ITA	Fabrizio Crestani	ITA	Silver	Miguel Ramos	PRT	Bronze	Lamborghini Huracan GT3	PROAM	6	32	1:00:53.460	43.008	3.754	138.1	15	1:44.457	150.9
7	333	Rinaldi Racing	DEU	Rinat Salikhov	RUS	Bronze	David Perel	ZAF	Silver	Ferrari 488 GT3	PROAM	7	32	1:00:54.436	43.984	0.976	138.1	14	1:45.689	149.2
8	41	Drivex School	ESP	"Caca Bueno"	BRA	Platinum	Ricardo Baptista	BRA	Bronze	Mercedes AMG GT3	PROAM	8	32	1:00:57.287	46.835	2.851	137.9	15	1:45.677	149.2
9	33	Rinaldi Racing	DEU	Christian Hook	DEU	Bronze	Daniel Keilwitz	DEU	Bronze	Ferrari 488 GT3	PROAM	9	32	1:00:59.480	49.028	2.193	137.9	20	1:44.757	150.5
10	20	SPS Automotive Performance	DEU	Valentin Pierburg	DEU	Bronze	Tom Onslow-Cole	GBR	Gold	Mercedes AMG GT3	PROAM	10	32	1:01:08.754	58.302	9.274	137.5	16	1:44.538	150.8
Not classified: (Requirements: 75% of number laps of leader = 24 Laps)																				
28	Daiko Lazarus Racing	ITA	Toby Sowery	GBR	Silver	Giuseppe Cipriani	ITA	Bronze	Lamborghini Huracan GT3	PROAM	11	4	9:19.113	28 Laps	28 Laps	112.8	2	1:52.314	140.4	
90	Target Racing	ITA	Alberto Di Folco	ITA	Silver	Stefano Costantini	ITA	Bronze	Lamborghini Huracan GT3	PROAM	12	1	1:56.980	31 Laps	3 Laps	134.8	1	1:56.980	134.8	
AM																				
1	66	Vincenzo Sospiri Racing	ITA	Giulio Borlenghi	BRA	Bronze	Andrzej Lewandowski	POL	Bronze	Lamborghini Huracan GT3	AM	1	32	1:01:05.570			137.6	19	1:45.759	149.1
2	99	Sports and You	PRT	António Coimbra	PRT	Bronze	Luis Silva	PRT	Bronze	Mercedes AMG GT3	AM	2	32	1:01:08.399	57.947	2.829	137.5	19	1:45.166	149.9
3	74	HTP Motorsport / MS Racing	AUT	Alexander Hrachowina	AUT	Bronze	Martin Konrad	AUT	Bronze	Mercedes AMG GT3	AM	3	32	1:01:10.618	1:00.166	2.219	137.4	14	1:44.707	150.6
Not classified: (Requirements: 75% of number laps of leader = 24 Laps)																				
7	RACE / BMW Team Teo Martín	ESP	Márcio Basso	BRA	Bronze	Thiago Marques	BRA	Bronze	BMW M6 GT3	AM	4	1	1:55.962	31 Laps	31 Laps	136.0	1	1:55.962	136.0	
9	ARC Bratislava	SVK	Miro Konôpka	SVK	Bronze	Zdeno Mikulasko	SVK	Bronze	Lamborghini Huracan GT3	AM	5	1	1:56.625	31 Laps	0.663	135.2	1	1:56.625	135.2	

Fastest lap Crestani - Ramos in 1:44.457 at 151.0 Km/h in lap 15

Published at:.....

Track Temp: **47.2 °C** Air Temp: **27.2 °C** Humidity: **33 %** Track Status: **DRY**

Stewards:	Race Director:	Timekeeper:
------------------	-----------------------	--------------------





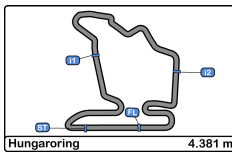
Hungaroring International GT Open Race - 2



Provisional Classification by Driver Fastest Lap

Cl	Nº	Entrant/Team	Nat	Vehicle	Driver	Nat	Status	Cat	Cl	Laps	Best	Time	Gap	Interval	Km/h
1	27	Daiko Lazarus Racing	ITA	Lamborghini Huracan GT3	Fabrizio Crestani	ITA	Silver	PROAM	1	19	2	1:44.457			150.9
2	20	SPS Automotive Performance	DEU	Mercedes AMG GT3	Tom Onslow-Cole	GBR	Gold	PROAM	2	19	3	1:44.538	0.081	0.081	150.8
3	74	HTP Motorsport / MS Racing	AUT	Mercedes AMG GT3	Martin Konrad	AUT	Bronze	AM	1	20	2	1:44.707	0.250	0.169	150.6
4	51	Luzich Racing	USA	Ferrari 488 GT3	Mikkel Mac	DNK	Gold	PRO	1	10	2	1:44.718	0.261	0.011	150.6
5	16	Drivex School	ESP	Mercedes AMG GT3	Allam Khodair	BRA	Gold	PROAM	3	18	17	1:44.731	0.274	0.013	150.5
6	6	Vincenzo Sospiri Racing	ITA	Lamborghini Huracan GT3	Kang Ling	CHN	Silver	PRO	2	19	3	1:44.735	0.278	0.004	150.5
7	33	Rinaldi Racing	DEU	Ferrari 488 GT3	Daniel Keilwitz	DEU	Bronze	PROAM	4	20	8	1:44.757	0.300	0.022	150.5
8	19	Imperiale Racing	ITA	Lamborghini Huracan GT3	Raffaele Giammaria	ITA	Gold	PROAM	5	18	14	1:44.910	0.453	0.153	150.3
9	12	Ombra Racing	ITA	Lamborghini Huracan GT3	Damiano Fioravanti	ITA	Silver	PRO	3	19	3	1:44.911	0.454	0.001	150.3
10	25	Imperiale Racing	ITA	Lamborghini Huracan GT3	Riccardo Agostini	ITA	Gold	PRO	4	17	4	1:45.083	0.626	0.172	150.0
11	25	Imperiale Racing	ITA	Lamborghini Huracan GT3	Rik Breukers	NLD	Silver	PRO	5	15	13	1:45.092	0.635	0.009	150.0
12	63	Imperiale Racing	ITA	Lamborghini Huracan GT3	Jeroen Mul	NLD	Silver	PRO	6	18	2	1:45.106	0.649	0.014	150.0
13	99	Sports and You	PRT	Mercedes AMG GT3	António Coimbra	PRT	Bronze	AM	2	20	7	1:45.166	0.709	0.060	149.9
14	77	Olimp Racing	POL	Audi R8 LMS	Mateusz Lisowski	POL	Silver	PROAM	6	20	7	1:45.169	0.712	0.003	149.9
15	63	Imperiale Racing	ITA	Lamborghini Huracan GT3	Giovanni Venturini	ITA	Gold	PRO	7	14	13	1:45.208	0.751	0.039	149.9
16	11	RS Racing	ITA	Ferrari 488 GT3	Andrea Bertolini	ITA	Platinum	PRO	8	19	4	1:45.233	0.776	0.025	149.8
17	51	Luzich Racing	USA	Ferrari 488 GT3	Alessandro Pier Guidi	ITA	Platinum	PRO	9	14	7	1:45.278	0.821	0.045	149.8
18	47	RACE / BMW Team Teo Martín	ESP	BMW M6 GT3	Andrés Saravia	GTM	Silver	PRO	10	19	4	1:45.464	1.007	0.186	149.5
19	16	Drivex School	ESP	Mercedes AMG GT3	Marcelo Hahn	BRA	Bronze	PROAM	7	14	2	1:45.483	1.026	0.019	149.5
20	52	Luzich Racing	USA	Ferrari 488 GT3	Daniel Serra	BRA	Gold	PRO	11	15	11	1:45.487	1.030	0.004	149.5
21	12	Ombra Racing	ITA	Lamborghini Huracan GT3	Fernando Rees	BRA	Gold	PRO	12	13	10	1:45.548	1.091	0.061	149.4
22	71	Luzich Racing	USA	Ferrari 488 GT3	Michele Rugolo	ITA	Gold	PROAM	8	17	16	1:45.564	1.107	0.016	149.4
23	41	Drivex School	ESP	Mercedes AMG GT3	"Caca Bueno"	BRA	Platinum	PROAM	9	16	15	1:45.677	1.220	0.113	149.2
24	333	Rinaldi Racing	DEU	Ferrari 488 GT3	David Perel	ZAF	Silver	PROAM	10	18	14	1:45.689	1.232	0.012	149.2
25	66	Vincenzo Sospiri Racing	ITA	Lamborghini Huracan GT3	Giulio Borlenghi	BRA	Bronze	AM	3	17	4	1:45.759	1.302	0.070	149.1
26	47	RACE / BMW Team Teo Martín	ESP	BMW M6 GT3	Fran Rueda	ESP	Silver	PRO	13	13	12	1:45.767	1.310	0.008	149.1
27	333	Rinaldi Racing	DEU	Ferrari 488 GT3	Rinat Salikhov	RUS	Bronze	PROAM	11	14	4	1:45.825	1.368	0.058	149.0
28	71	Luzich Racing	USA	Ferrari 488 GT3	Alexander West	SW	Bronze	PROAM	12	15	5	1:46.011	1.554	0.186	148.7
29	96	Optimum Motorsport	GBR	Audi R8 LMS	Bradley Ellis	GBR	Silver	PROAM	13	18	13	1:46.086	1.629	0.075	148.6
30	52	Luzich Racing	USA	Ferrari 488 GT3	Marco Cioci	ITA	Gold	PRO	14	17	8	1:46.103	1.646	0.017	148.6
31	6	Vincenzo Sospiri Racing	ITA	Lamborghini Huracan GT3	Edoardo Liberati	ITA	Silver	PRO	15	13	12	1:46.219	1.762	0.116	148.4
32	19	Imperiale Racing	ITA	Lamborghini Huracan GT3	Jiatong Liang	CHN	Bronze	PROAM	14	14	4	1:46.347	1.890	0.128	148.3
33	27	Daiko Lazarus Racing	ITA	Lamborghini Huracan GT3	Miguel Ramos	PRT	Bronze	PROAM	15	13	12	1:46.438	1.981	0.091	148.1
34	41	Drivex School	ESP	Mercedes AMG GT3	Ricardo Baptista	BRA	Bronze	PROAM	16	16	15	1:46.487	2.030	0.049	148.1
35	20	SPS Automotive Performance	DEU	Mercedes AMG GT3	Valentin Pierburg	DEU	Bronze	PROAM	17	13	12	1:46.549	2.092	0.062	148.0
36	11	RS Racing	ITA	Ferrari 488 GT3	Daniele Di Amato	ITA	Silver	PRO	16	13	12	1:46.577	2.120	0.028	147.9
37	96	Optimum Motorsport	GBR	Audi R8 LMS	Oliver Wilkinson	GBR	Bronze	PROAM	18	14	11	1:46.917	2.460	0.340	147.5
38	3	RACE / BMW Team Teo Martín	ESP	BMW M6 GT3	Lourenço Beirão da V	PRT	Silver	PRO	17	9	6	1:47.061	2.604	0.144	147.3
39	66	Vincenzo Sospiri Racing	ITA	Lamborghini Huracan GT3	Andrzej Lewandowski	POL	Bronze	AM	4	15	6	1:47.106	2.649	0.045	147.2
40	77	Olimp Racing	POL	Audi R8 LMS	Marcin Jedlinski	POL	Bronze	PROAM	19	12	7	1:47.126	2.669	0.020	147.2
41	74	HTP Motorsport / MS Racing	AUT	Mercedes AMG GT3	Alexander Hrachowin	AUT	Bronze	AM	5	12	11	1:48.628	4.171	1.502	145.1
42	99	Sports and You	PRT	Mercedes AMG GT3	Luis Silva	PRT	Bronze	AM	6	12	11	1:48.645	4.188	0.017	145.1
43	33	Rinaldi Racing	DEU	Ferrari 488 GT3	Christian Hook	DEU	Bronze	PROAM	20	12	11	1:48.823	4.366	0.178	144.9
44	28	Daiko Lazarus Racing	ITA	Lamborghini Huracan GT3	Giuseppe Cipriani	ITA	Bronze	PROAM	21	4	2	1:52.314	7.857	3.491	140.4
45	7	RACE / BMW Team Teo Martín	ESP	BMW M6 GT3	Thiago Marques	BRA	Bronze	AM	7	1	1	1:55.962	11.505	3.648	136.0
46	9	ARC Bratislava	SVK	Lamborghini Huracan GT3	Zdeno Mikulasko	SVK	Bronze	AM	8	1	1	1:56.625	12.168	0.663	135.2
47	90	Target Racing	ITA	Lamborghini Huracan GT3	Stefano Costantini	ITA	Bronze	PROAM	22	1	1	1:56.980	12.523	0.355	134.8





Hungaroring International GT Open

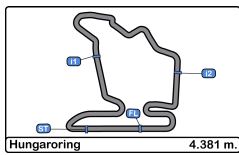
Race - 2

Distance and Speed Average



Cls	Nº	Entrant/Team	Nat	Driver 1	Nat	Status	Driver 2	Nat	Status	Vehicle	Cat	Cls	Laps	Distance	Total Time	Km/h
1	16	Drivex School	ESP	Marcelo Hahn	BRA	Bronze	<u>Allam Khodair</u>	BRA	Gold	Mercedes AMG GT3	PROAM	1	32	140.19	1:00:10.452	139.7
2	25	Imperiale Racing	ITA	Riccardo Agostini	ITA	Gold	<u>Rik Breukers</u>	NLD	Silver	Lamborghini Huracan GT3	PRO	1	32	140.19	1:00:12.244	139.7
3	6	Vincenzo Sospiri Racing	ITA	<u>Edoardo Liberati</u>	ITA	Silver	Kang Ling	CHN	Silver	Lamborghini Huracan GT3	PRO	2	32	140.19	1:00:15.633	139.5
4	12	Ombra Racing	ITA	<u>Fernando Rees</u>	BRA	Gold	Damiano Fioravanti	ITA	Silver	Lamborghini Huracan GT3	PRO	3	32	140.19	1:00:17.500	139.5
5	63	Imperiale Racing	ITA	<u>Giovanni Venturini</u>	ITA	Gold	Jeroen Mul	NLD	Silver	Lamborghini Huracan GT3	PRO	4	32	140.19	1:00:21.656	139.3
6	47	RACE / BMW Team Teo Martín	ESP	<u>Fran Rueda</u>	ESP	Silver	Andrés Saravia	GTM	Silver	BMW M6 GT3	PRO	5	32	140.19	1:00:33.534	138.8
7	71	Luzich Racing	USA	Alexander West	SWE	Bronze	<u>Michele Rugolo</u>	ITA	Gold	Ferrari 488 GT3	PROAM	2	32	140.19	1:00:40.619	138.6
8	19	Imperiale Racing	ITA	Jiatong Liang	CHN	Bronze	<u>Raffaele Giammaria</u>	ITA	Gold	Lamborghini Huracan GT3	PROAM	3	32	140.19	1:00:44.007	138.4
9	77	Olimp Racing	POL	<u>Marcin Jedlinski</u>	POL	Bronze	Mateusz Lisowski	POL	Silver	Audi R8 LMS	PROAM	4	32	140.19	1:00:44.294	138.4
10	96	Optimum Motorsport	GBR	<u>Bradley Ellis</u>	GBR	Silver	Oliver Wilkinson	GBR	Bronze	Audi R8 LMS	PROAM	5	32	140.19	1:00:49.706	138.2
11	52	Luzich Racing	USA	Marco Cioci	ITA	Gold	<u>Daniel Serra</u>	BRA	Gold	Ferrari 488 GT3	PRO	6	32	140.19	1:00:50.729	138.2
12	11	RS Racing	ITA	<u>Daniele Di Amato</u>	ITA	Silver	Andrea Bertolini	ITA	Platinum	Ferrari 488 GT3	PRO	7	32	140.19	1:00:51.134	138.2
13	27	Daiko Lazarus Racing	ITA	Fabrizio Crestani	ITA	Silver	<u>Miguel Ramos</u>	PRT	Bronze	Lamborghini Huracan GT3	PROAM	6	32	140.19	1:00:53.460	138.1
14	333	Rinaldi Racing	DEU	Rinat Salikhov	RUS	Bronze	<u>David Perel</u>	ZAF	Silver	Ferrari 488 GT3	PROAM	7	32	140.19	1:00:54.436	138.1
15	41	Drivex School	ESP	<u>"Caca Bueno"</u>	BRA	Platinum	Ricardo Baptista	BRA	Bronze	Mercedes AMG GT3	PROAM	8	32	140.19	1:00:57.287	137.9
16	33	Rinaldi Racing	DEU	<u>Christian Hook</u>	DEU	Bronze	Daniel Keilwitz	DEU	Bronze	Ferrari 488 GT3	PROAM	9	32	140.19	1:00:59.480	137.9
17	66	Vincenzo Sospiri Racing	ITA	Giulio Borlenghi	BRA	Bronze	<u>Andrzej Lewandowski</u>	POL	Bronze	Lamborghini Huracan GT3	AM	1	32	140.19	1:01:05.570	137.6
18	99	Sports and You	PRT	António Coimbra	PRT	Bronze	<u>Luis Silva</u>	PRT	Bronze	Mercedes AMG GT3	AM	2	32	140.19	1:01:08.399	137.5
19	20	SPS Automotive Performance	DEU	<u>Valentin Pierburg</u>	DEU	Bronze	Tom Onslow-Cole	GBR	Gold	Mercedes AMG GT3	PROAM	10	32	140.19	1:01:08.754	137.5
20	74	HTP Motorsport / MS Racing	AUT	<u>Alexander Hrachowina</u>	AUT	Bronze	Martin Konrad	AUT	Bronze	Mercedes AMG GT3	AM	3	32	140.19	1:01:10.618	137.4
21	51	Luzich Racing	USA	<u>Alessandro Pier Guidi</u>	ITA	Platinum	Mikkel Mac	DNK	Gold	Ferrari 488 GT3	PRO	8	24	105.14	46:54.094	134.5
Not classified: (Requirements: 75% of number laps of leader = 24 Laps)																
	3	RACE / BMW Team Teo Martín	ESP	<u>Lourenço Beirão da Veig</u>	PRT	Silver	Juan Cruz Álvarez	ARG	Silver	BMW M6 GT3	PRO	9	9	39.42	19:03.338	124.1
	28	Daiko Lazarus Racing	ITA	Toby Sowery	GBR	Silver	<u>Giuseppe Cipriani</u>	ITA	Bronze	Lamborghini Huracan GT3	PROAM	11	4	17.52	9:19.113	112.8
	7	RACE / BMW Team Teo Martín	ESP	Márcio Basso	BRA	Bronze	<u>Thiago Marques</u>	BRA	Bronze	BMW M6 GT3	AM	4	1	04.38	1:55.962	136.0
	9	ARC Bratislava	SVK	Miro Konôpka	SVK	Bronze	<u>Zdeno Mikulasko</u>	SVK	Bronze	Lamborghini Huracan GT3	AM	5	1	04.38	1:56.625	135.2
	90	Target Racing	ITA	Alberto Di Folco	ITA	Silver	<u>Stefano Costantini</u>	ITA	Bronze	Lamborghini Huracan GT3	PROAM	12	1	04.38	1:56.980	134.8





Hungaroring
International GT Open
Race - 2
Lap Analysis



3 1 Lourenço Beirão da Veiga BMW M6 GT3 **11** 1 Daniele Di Amato Ferrari 488 GT3
 PRO 2 Juan Cruz Álvarez RACE / BMW Team Teo Martin PRO 2 Andrea Bertolini RS Racing

Lap	D	Time	Sector 1	Sector 2	Sector 3	T. Spd	Elapsed	Lap	D	Time	Sector 1	Sector 2	Sector 3	T. Spd	Elapsed
1	1	1:58.349	45.463	42.048	30.838	213.0	1:58.349	1	1	1:53.305	42.083	41.445	29.777	207.6	1:53.305
2	1	1:53.509	38.571	40.154	34.784	226.4	3:51.858	2	1	1:49.124	37.657	39.267	32.200	230.2	3:42.429
3	1	2:35.778	49.817	1:02.002	43.959	212.5	6:27.636	3	1	2:36.176	53.034	58.243	44.899	184.9	6:18.605
4	1	2:44.338	56.768	59.323	48.247	82.5	9:11.974	4	1	2:42.854	57.949	57.584	47.321	90.3	9:01.459
5	1	2:24.184	54.562	56.515	33.107	139.8	11:36.158	5	1	2:29.774	56.423	55.751	37.600	120.9	11:31.233
6	1	1:47.061	37.772	39.167	30.122	229.7	13:23.219	6	1	1:47.967	38.408	39.912	29.647	232.7	13:19.200
7	1	1:48.099	38.613	39.501	29.985	228.3	15:11.318	7	1	1:46.814	37.829	39.408	29.577	231.2	15:06.014
8	1	1:48.275	38.308	39.222	30.745	229.2	16:59.593	8	1	1:47.265	37.925	39.362	29.978	232.7	16:53.279
9	1	2:03.745 P	38.910	42.454	42.381	228.8	19:03.338	9	1	2:02.017	38.091	53.376	30.550	230.2	18:55.296

6 1 Edoardo Liberati Lamborghini Huracan GT3
 PRO 2 Kang Ling Vincenzo Sospiri Racing

Lap	D	Time	Sector 1	Sector 2	Sector 3	T. Spd	Elapsed	Lap	D	Time	Sector 1	Sector 2	Sector 3	T. Spd	Elapsed
1	1	1:52.620	41.878	40.982	29.760	206.1	1:52.620	10	1	1:47.499	37.863	39.715	29.921	230.7	20:42.795
2	1	1:49.096	37.539	39.101	32.456	229.7	3:41.716	11	1	1:47.269	37.836	39.649	29.784	230.7	22:30.064
3	1	2:36.054	52.505	58.584	44.965	204.1	6:17.770	12	1	1:46.577	37.475	39.149	29.953	230.7	24:16.641
4	1	2:42.519	57.457	57.103	47.959	100.1	9:00.289	13	1	1:49.610 P	37.455	39.463	32.692	230.2	26:06.251
5	1	2:30.300	56.150	55.964	38.186	114.8	11:30.589	14	2	2:48.140	1:39.632	39.147	29.361		28:54.391
6	1	1:48.025	38.699	39.578	29.748	228.8	13:18.614	15	2	1:45.594	37.387	38.785	29.422	229.2	30:39.985
7	1	1:46.261	37.899	38.894	29.468	231.2	15:04.875	16	2	1:45.341	37.380	38.755	29.206	229.7	32:25.326
8	1	1:47.282	37.536	39.447	30.299	231.2	16:52.157	17	2	1:45.233	37.318	38.566	29.349	230.7	34:10.559
9	1	1:46.849	37.756	39.127	29.966	230.7	18:39.006	18	2	1:45.307	37.309	38.749	29.249	230.2	35:55.866
10	1	1:46.978	38.185	39.040	29.753	230.2	20:25.984	19	2	1:46.136	37.477	39.043	29.616	230.2	37:42.002
11	1	1:46.284	37.574	39.097	29.613	229.2	22:12.268	20	2	1:45.812	37.458	38.875	29.479	231.2	39:27.814
12	1	1:46.219	37.498	39.007	29.714	229.2	23:58.487	21	2	1:48.040	37.797	39.946	30.297	231.7	41:15.854
13	1	1:49.622 P	37.425	38.924	33.273	229.7	25:48.109	22	2	1:48.266	38.730	39.448	30.088	231.7	43:04.120
14	2	2:47.285	1:39.670	38.753	28.862		28:35.394	23	2	1:46.274	37.653	38.988	29.633	232.2	44:50.394
15	2	1:45.212	37.388	38.630	29.194	229.2	30:20.606	24	2	1:46.403	37.479	39.285	29.639	231.2	46:36.797
16	2	1:44.735	37.197	38.410	29.128	228.3	32:05.341	25	2	1:46.567	37.662	39.337	29.568	231.2	48:23.364
17	2	1:45.196	37.212	38.758	29.226	228.3	33:50.537	26	2	1:46.249	37.462	39.116	29.671	231.2	50:09.613
18	2	1:45.247	37.252	38.835	29.160	228.8	35:35.784	27	2	1:46.282	37.473	39.242	29.567	230.2	51:55.895
19	2	1:45.015	37.192	38.657	29.166	229.2	37:20.799	28	2	1:46.534	37.479	39.209	29.846	231.7	53:42.429
20	2	1:45.366	37.200	38.956	29.210	229.2	39:06.165	29	2	1:46.898	37.612	39.276	30.010	231.2	55:29.327
21	2	1:45.282	37.116	38.892	29.274	230.2	40:51.447	30	2	1:46.633	37.673	39.220	29.740	231.2	57:15.960
22	2	1:45.682	37.408	38.990	29.284	230.2	42:37.129	31	2	1:47.290	37.737	39.234	30.319	231.7	59:03.250
23	2	1:45.682	37.333	38.983	29.366	230.2	44:22.811	32	2	1:47.884	38.261	39.479	30.144	231.7	1:00:51.134
24	2	1:45.768	37.322	39.028	29.418	230.7	46:08.579								
25	2	1:45.802	37.240	39.191	29.371	230.2	47:54.381								
26	2	1:45.707	37.358	39.043	29.306	230.2	49:40.088								
27	2	1:45.891	37.301	39.163	29.427	229.7	51:25.979								
28	2	1:45.940	37.317	39.094	29.529	229.7	53:11.919								
29	2	1:45.757	37.276	39.069	29.412	230.2	54:57.676								
30	2	1:45.930	37.427	39.054	29.449	229.7	56:43.606								
31	2	1:45.830	37.271	38.988	29.571	230.2	58:29.436								
32	2	1:46.197	37.481	39.100	29.616	229.7	1:00:15.633								

7 1 Márcio Basso BMW M6 GT3
 AM 2 Thiago Marques RACE / BMW Team Teo Martin

Lap	D	Time	Sector 1	Sector 2	Sector 3	T. Spd	Elapsed
1	2	1:55.962	43.250	42.223	30.489	214.7	1:55.962

9 1 Miro Konôpka Lamborghini Huracan GT3
 AM 2 Zdeno Mikulasko ARC Bratislava

Lap	D	Time	Sector 1	Sector 2	Sector 3	T. Spd	Elapsed
1	2	1:56.625	44.032	42.297	30.296	217.7	1:56.625





Hungaroring
International GT Open
Race - 2
Lap Analysis



12

1 Fernando Rees
 Lamborghini Huracan GT3
 PRO
 2 Damiano Fioravanti
 Ombra Racing

16

1 Marcelo Hahn
 Mercedes AMG GT3
 PROAM
 2 Allam Khodair
 Drivex School

Lap	D	Time	Sector 1	Sector 2	Sector 3	T. Spd	Elapsed	Lap	D	Time	Sector 1	Sector 2	Sector 3	T. Spd	Elapsed
1	1	1:54.767	42.488	42.170	30.109	206.5	1:54.767	1	2	1:46.764	39.284	38.291	29.189	206.8	1:46.764
2	1	1:50.100	37.585	39.550	32.965	231.2	3:44.867	2	2	1:46.821	37.330	38.470	31.021	229.2	3:33.585
3	1	2:36.790	52.906	58.300	45.584	171.1	6:21.657	3	2	2:38.661	55.447	59.125	44.089	200.3	6:12.246
4	1	2:43.512	57.243	58.074	48.195	74.9	9:05.169	4	2	2:42.353	58.266	57.284	46.803	121.0	8:54.599
5	1	2:26.983	55.892	55.793	35.298	128.7	11:32.152	5	2	2:31.995	56.663	55.804	39.528	126.0	11:26.594
6	1	1:48.857	38.362	40.339	30.156	232.7	13:21.009	6	2	1:45.065	37.421	38.487	29.157	228.3	13:11.659
7	1	1:46.112	37.363	39.081	29.668	231.2	15:07.121	7	2	1:44.767	37.301	38.358	29.108	230.2	14:56.426
8	1	1:47.308	38.032	39.366	29.910	232.7	16:54.429	8	2	1:47.258	38.846	38.793	29.619	230.7	16:43.684
9	1	1:48.729	37.578	41.440	29.711	232.2	18:43.158	9	2	1:45.763	37.769	38.679	29.315	229.7	18:29.447
10	1	1:45.548	37.510	38.586	29.452	230.7	20:28.706	10	2	1:45.665	37.603	38.695	29.367	229.7	20:15.112
11	1	1:45.863	37.464	38.845	29.554	231.7	22:14.569	11	2	1:45.209	37.474	38.467	29.268	229.7	22:00.321
12	1	1:46.100	37.358	39.204	29.538	231.7	24:00.669	12	2	1:44.993	37.479	38.265	29.249	230.2	23:45.314
13	1	1:49.938 P	37.517	39.116	33.305	232.2	25:50.607	13	2	1:45.258	37.418	38.545	29.295	229.2	25:30.572
14	2	2:45.706	1:37.736	38.747	29.223		28:36.313	14	2	1:44.924	37.238	38.511	29.175	230.2	27:15.496
15	2	1:45.049	37.358	38.608	29.083	230.7	30:21.362	15	2	1:45.120	37.335	38.442	29.343	230.7	29:00.616
16	2	1:44.911	37.215	38.564	29.132	231.2	32:06.273	16	2	1:45.095	37.310	38.555	29.230	230.7	30:45.711
17	2	1:45.499	37.641	38.571	29.287	231.7	33:51.772	17	2	1:44.731	37.178	38.218	29.335	230.2	32:30.442
18	2	1:45.414	37.455	38.709	29.250	230.7	35:37.186	18	2	1:48.916 P	37.238	38.785	32.893	231.7	34:19.358
19	2	1:47.258	37.489	39.436	30.333	232.2	37:24.444	19	1	2:49.274	1:40.609	38.888	29.777		37:08.632
20	2	1:46.522	37.535	39.404	29.583	232.2	39:10.966	20	1	1:45.483	37.500	38.426	29.557	229.2	38:54.115
21	2	1:45.673	37.985	38.480	29.208	231.7	40:56.639	21	1	1:46.183	37.668	38.693	29.822	230.2	40:40.298
22	2	1:44.978	37.230	38.568	29.180	231.2	42:41.617	22	1	1:46.375	37.669	39.054	29.652	229.2	42:26.673
23	2	1:45.337	37.304	38.698	29.335	230.7	44:26.954	23	1	1:46.660	37.869	38.878	29.913	228.3	44:13.333
24	2	1:45.746	37.466	38.832	29.448	232.2	46:12.700	24	1	1:46.741	37.569	39.205	29.967	229.2	46:00.074
25	2	1:45.453	37.228	38.873	29.352	231.2	47:58.153	25	1	1:46.777	37.745	39.246	29.786	229.7	47:46.851
26	2	1:45.713	37.646	38.869	29.198	230.7	49:43.866	26	1	1:46.722	37.458	39.245	30.019	229.2	49:33.573
27	2	1:45.372	37.251	38.857	29.264	231.2	51:29.238	27	1	1:46.727	37.916	39.047	29.764	228.8	51:20.300
28	2	1:45.497	37.277	38.880	29.340	231.7	53:14.735	28	1	1:46.170	37.910	38.612	29.648	229.7	53:06.470
29	2	1:45.270	37.238	38.718	29.314	232.2	55:00.005	29	1	1:46.277	37.724	38.759	29.794	229.7	54:52.747
30	2	1:45.724	37.546	38.805	29.373	231.7	56:45.729	30	1	1:46.296	37.874	38.856	29.566	229.2	56:39.043
31	2	1:45.761	37.299	39.061	29.401	231.2	58:31.490	31	1	1:45.822	37.679	38.457	29.686	229.7	58:24.865
32	2	1:46.010	37.360	39.290	29.360	232.2	1:00:17.500	32	1	1:45.587	37.471	38.481	29.635	228.8	1:00:10.452





Hungaroring
International GT Open
Race - 2
Lap Analysis



19

1 Jiatong Liang

Lamborghini Huracan GT3

20

1 Valentin Pierburg

Mercedes AMG GT3

PROAM

2 Raffaele Giammaria

Imperiale Racing

PROAM

2 Tom Onslow-Cole

SPS Automotive Performance

Lap	D	Time	Sector 1	Sector 2	Sector 3	T. Spd	Elapsed	Lap	D	Time	Sector 1	Sector 2	Sector 3	T. Spd	Elapsed
1	2	1:53.634	42.146	41.623	29.865	210.5	1:53.634	1	1	1:58.659	45.658	42.424	30.577	203.3	1:58.659
2	2	1:49.254	37.709	39.290	32.255	231.2	3:42.888	2	1	1:53.090	38.637	39.914	34.539	230.2	3:51.749
3	2	2:36.914	53.678	58.709	44.527	181.5	6:19.802	3	1	2:36.531	50.476	1:02.023	44.032	195.2	6:28.280
4	2	2:43.419	57.976	57.318	48.125	72.2	9:03.221	4	1	2:44.341	56.595	59.482	48.264	86.1	9:12.621
5	2	2:28.322	56.466	55.300	36.556	103.8	11:31.543	5	1	2:24.378	54.659	56.342	33.377	158.3	11:36.999
6	2	1:48.040	38.353	40.223	29.464	230.7	13:19.583	6	1	1:47.748	38.060	39.750	29.938	230.2	13:24.747
7	2	1:46.551	37.782	39.434	29.335	230.7	15:06.134	7	1	1:51.912	38.914	42.011	30.987	232.7	15:16.659
8	2	1:47.354	38.153	39.477	29.724	234.7	16:53.488	8	1	1:49.840	38.765	41.123	29.952	228.3	17:06.499
9	2	1:46.292	37.590	39.096	29.606	233.7	18:39.780	9	1	1:49.302	37.971	40.612	30.719	229.2	18:55.801
10	2	1:47.139	37.842	39.632	29.665	231.2	20:26.919	10	1	1:47.649	38.094	39.860	29.695	228.3	20:43.450
11	2	1:46.424	37.503	39.474	29.447	231.2	22:13.343	11	1	1:47.409	37.722	39.463	30.224	231.2	22:30.859
12	2	1:45.803	37.735	38.689	29.379	232.2	23:59.146	12	1	1:46.549	37.455	39.450	29.644	230.7	24:17.408
13	2	1:45.449	37.284	38.821	29.344	229.7	25:44.595	13	1	1:50.381 P	37.578	39.170	33.633	230.7	26:07.789
14	2	1:44.910	37.250	38.466	29.194	230.7	27:29.505	14	2	3:06.458	1:58.777	38.545	29.136		29:14.247
15	2	1:45.748	37.513	38.935	29.300	231.7	29:15.253	15	2	1:44.687	37.133	38.374	29.180	228.8	30:58.934
16	2	1:45.353	37.096	38.882	29.375	230.7	31:00.606	16	2	1:44.538	37.026	38.228	29.284	229.7	32:43.472
17	2	1:45.252	37.028	38.622	29.602	230.2	32:45.858	17	2	1:45.451	37.038	38.909	29.504	229.7	34:28.923
18	2	1:49.909 P	37.202	38.642	34.065	231.7	34:35.767	18	2	1:44.563	37.082	38.295	29.186	229.2	36:13.486
19	1	2:48.252	1:38.677	39.515	30.060		37:24.019	19	2	1:44.991	37.016	38.641	29.334	231.2	37:58.477
20	1	1:46.680	37.658	39.451	29.571	230.2	39:10.699	20	2	1:44.856	37.143	38.436	29.277	230.7	39:43.333
21	1	1:47.557	39.160	38.939	29.458	230.7	40:58.256	21	2	1:44.646	36.965	38.286	29.395	230.2	41:27.979
22	1	1:46.347	37.429	39.357	29.561	230.7	42:44.603	22	2	1:45.073	37.185	38.463	29.425	230.2	43:13.052
23	1	1:46.930	37.590	39.400	29.940	230.2	44:31.533	23	2	1:49.029 P	37.167	38.850	33.012	229.7	45:02.081
24	1	1:47.459	37.872	39.713	29.874	229.7	46:18.992	24	2	2:02.472	54.306	38.698	29.468		47:04.553
25	1	1:48.848	37.682	40.673	30.493	229.2	48:07.840	25	2	1:45.336	37.037	38.751	29.548	230.2	48:49.889
26	1	1:49.659	38.602	41.339	29.718	230.2	49:57.499	26	2	1:45.569	37.243	38.779	29.547	231.2	50:35.458
27	1	1:47.443	37.993	39.868	29.582	230.7	51:44.942	27	2	1:45.570	37.364	38.756	29.450	230.2	52:21.028
28	1	1:47.271	37.856	39.615	29.800	233.2	53:32.213	28	2	1:45.580	37.275	38.772	29.533	232.2	54:06.608
29	1	1:48.497	37.572	40.018	30.907	230.7	55:20.710	29	2	1:45.324	37.358	38.597	29.369	230.7	55:51.932
30	1	1:47.746	37.717	39.810	30.219	230.7	57:08.456	30	2	1:45.119	37.096	38.562	29.461	231.2	57:37.051
31	1	1:47.758	37.683	39.681	30.394	230.7	58:56.214	31	2	1:45.186	37.048	38.652	29.486	230.7	59:22.237
32	1	1:47.793	38.005	39.963	29.825	231.2	1:00:44.007	32	2	1:46.517	37.128	39.029	30.360	232.2	1:01:08.754





Hungaroring
International GT Open
Race - 2
Lap Analysis



25

1 Riccardo Agostini
 Lamborghini Huracan GT3
 PRO
 2 Rik Breukers
 Imperiale Racing

27

1 Fabrizio Crestani
 Lamborghini Huracan GT3
 PROAM
 2 Miguel Ramos
 Daiko Lazarus Racing

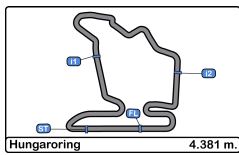
Lap	D	Time	Sector 1	Sector 2	Sector 3	T. Spd	Elapsed	Lap	D	Time	Sector 1	Sector 2	Sector 3	T. Spd	Elapsed
1	2	1:49.018	40.697	39.035	29.286	203.0	1:49.018	1	2	1:57.394	44.829	41.832	30.733	212.1	1:57.394
2	2	1:47.333	37.384	38.815	31.134	227.8	3:36.351	2	2	1:52.826	38.246	40.048	34.532	232.2	3:50.220
3	2	2:36.483	54.056	58.358	44.069	225.9	6:12.834	3	2	2:35.049	50.405	1:00.202	44.442	209.7	6:25.269
4	2	2:42.594	58.465	57.310	46.819	115.0	8:55.428	4	2	2:44.674	57.040	59.043	48.591	76.8	9:09.943
5	2	2:31.814	56.534	55.777	39.503	127.0	11:27.242	5	2	2:24.913	55.110	56.741	33.062	103.8	11:34.856
6	2	1:45.691	37.577	38.690	29.424	226.8	13:12.933	6	2	1:47.792	37.862	39.795	30.135	230.2	13:22.648
7	2	1:45.607	37.482	38.573	29.552	228.3	14:58.540	7	2	1:46.835	37.859	39.435	29.541	232.7	15:09.483
8	2	1:46.285	37.637	39.135	29.513	228.8	16:44.825	8	2	1:48.165	38.173	39.993	29.999	230.7	16:57.648
9	2	1:46.530	37.677	39.185	29.668	228.8	18:31.355	9	2	1:48.251	37.777	40.714	29.760	229.7	18:45.899
10	2	1:45.553	37.633	38.692	29.228	228.3	20:16.908	10	2	1:47.049	37.718	39.668	29.663	229.7	20:32.948
11	2	1:45.187	37.410	38.515	29.262	228.8	22:02.095	11	2	1:47.134	37.597	39.622	29.915	230.7	22:20.082
12	2	1:45.449	37.365	38.790	29.294	229.2	23:47.544	12	2	1:46.438	37.570	39.379	29.489	230.2	24:06.520
13	2	1:45.092	37.200	38.704	29.188	228.8	25:32.636	13	2	1:50.697 P	37.461	39.465	33.771	229.7	25:57.217
14	2	1:45.254	37.540	38.415	29.299	229.2	27:17.890	14	1	3:05.100	1:57.894	38.293	28.913		29:02.317
15	2	1:49.588 P	37.820	39.354	32.414	229.2	29:07.478	15	1	1:44.457	37.173	38.202	29.082	231.2	30:46.774
16	1	2:55.675	1:47.745	38.670	29.260		32:03.153	16	1	1:44.596	37.240	38.203	29.153	231.7	32:31.370
17	1	1:45.407	37.622	38.488	29.297	226.8	33:48.560	17	1	1:45.229	37.294	38.479	29.456	230.7	34:16.599
18	1	1:45.601	37.528	38.664	29.409	227.3	35:34.161	18	1	1:45.029	37.249	38.477	29.303	229.7	36:01.628
19	1	1:45.083	37.386	38.450	29.247	227.8	37:19.244	19	1	1:45.195	37.515	38.451	29.229	230.7	37:46.823
20	1	1:45.581	37.369	38.672	29.540	228.3	39:04.825	20	1	1:44.994	37.313	38.448	29.233	230.7	39:31.817
21	1	1:46.054	37.534	38.989	29.531	228.8	40:50.879	21	1	1:45.255	37.251	38.540	29.464	231.7	41:17.072
22	1	1:45.557	37.432	38.715	29.410	229.2	42:36.436	22	1	1:47.514	37.828	39.410	30.276	232.2	43:04.586
23	1	1:45.517	37.367	38.748	29.402	228.8	44:21.953	23	1	1:47.929	37.887	39.896	30.146	230.7	44:52.515
24	1	1:45.404	37.378	38.642	29.384	229.2	46:07.357	24	1	1:47.262	37.732	39.514	30.016	233.2	46:39.777
25	1	1:45.576	37.306	38.763	29.507	229.2	47:52.933	25	1	1:46.490	37.700	39.180	29.610	232.7	48:26.267
26	1	1:45.672	37.400	38.824	29.448	229.7	49:38.605	26	1	1:45.571	37.453	38.691	29.427	230.2	50:11.838
27	1	1:45.708	37.369	39.013	29.326	229.2	51:24.313	27	1	1:45.894	37.402	38.899	29.593	231.2	51:57.732
28	1	1:45.700	37.465	38.837	29.398	229.2	53:10.013	28	1	1:45.866	37.431	38.838	29.597	232.2	53:43.598
29	1	1:45.468	37.337	38.697	29.434	229.7	54:55.481	29	1	1:46.083	37.436	38.827	29.820	232.7	55:29.681
30	1	1:45.489	37.391	38.630	29.468	229.2	56:40.970	30	1	1:46.893	37.720	39.325	29.848	232.2	57:16.574
31	1	1:45.651	37.432	38.802	29.417	229.2	58:26.621	31	1	1:47.042	37.508	39.269	30.265	232.7	59:03.616
32	1	1:45.623	37.257	38.780	29.586	228.3	1:00:12.244	32	1	1:47.844	38.211	39.648	29.985	231.2	1:00:51.460

28

1 Toby Sowery
 Lamborghini Huracan GT3
 PROAM
 2 Giuseppe Cipriani
 Daiko Lazarus Racing

Lap	D	Time	Sector 1	Sector 2	Sector 3	T. Spd	Elapsed
1	2	1:58.134	45.239	42.162	30.733	204.1	1:58.134
2	2	1:52.314	38.410	40.227	33.677	230.7	3:50.448
3	2	2:36.516	50.489	1:02.035	43.992	226.8	6:26.964
4	2	2:52.149 P	56.845	59.131	56.173	81.6	9:19.113





Hungaroring
International GT Open
Race - 2
Lap Analysis



33

1 Christian Hook

Ferrari 488 GT3 **41**

1 "Caca Bueno"

Mercedes AMG GT3

PROAM

2 Daniel Keilwitz

Rinaldi Racing

PROAM

2 Ricardo Baptista

Drivex School

Lap	D	Time	Sector 1	Sector 2	Sector 3	T. Spd	Elapsed	Lap	D	Time	Sector 1	Sector 2	Sector 3	T. Spd	Elapsed
1	1	2:00.002	46.542	42.701	30.759	206.8	2:00.002	1	1	1:57.677	45.032	42.008	30.637	210.5	1:57.677
2	1	1:53.352	38.747	40.506	34.099	228.3	3:53.354	2	1	1:53.273	38.233	40.452	34.588	230.2	3:50.950
3	1	2:36.902	50.127	1:02.397	44.378	212.1	6:30.256	3	1	2:35.488	50.064	1:00.921	44.503	203.7	6:26.438
4	1	2:44.139	55.885	1:00.206	48.048	86.1	9:14.395	4	1	2:44.349	56.726	58.632	48.991	79.5	9:10.787
5	1	2:24.724	54.681	56.299	33.744	146.5	11:39.119	5	1	2:24.683	55.025	56.525	33.133	132.0	11:35.470
6	1	1:49.036	38.318	40.544	30.174	226.8	13:28.155	6	1	1:47.296	37.836	39.492	29.968	229.2	13:22.766
7	1	1:50.474	38.110	41.649	30.715	227.3	15:18.629	7	1	1:47.141	38.059	39.436	29.646	230.7	15:09.907
8	1	1:52.209	38.942	42.469	30.798	224.5	17:10.838	8	1	1:48.576	38.003	40.442	30.131	230.7	16:58.483
9	1	1:51.690	38.519	42.735	30.436	226.4	19:02.528	9	1	1:48.266	37.969	40.297	30.000	229.7	18:46.749
10	1	1:49.035	38.239	40.800	29.996	225.9	20:51.563	10	1	1:47.318	38.032	39.583	29.703	230.2	20:34.067
11	1	1:48.823	38.066	40.740	30.017	227.3	22:40.386	11	1	1:46.698	37.840	39.306	29.552	229.2	22:20.765
12	1	1:52.977 P	38.097	41.053	33.827	226.4	24:33.363	12	1	1:46.341	37.711	39.105	29.525	229.7	24:07.106
13	2	2:46.658	1:38.646	38.789	29.223		27:20.021	13	1	1:46.681	37.548	39.405	29.728	229.7	25:53.787
14	2	1:45.313	37.505	38.678	29.130	226.8	29:05.334	14	1	1:46.263	37.960	38.885	29.418	228.8	27:40.050
15	2	1:44.988	37.251	38.533	29.204	227.8	30:50.322	15	1	1:45.677	37.502	38.878	29.297	230.2	29:25.727
16	2	1:44.792	37.239	38.377	29.176	227.8	32:35.114	16	1	1:50.644 P	37.424	39.407	33.813	230.2	31:16.371
17	2	1:44.986	37.324	38.413	29.249	228.3	34:20.100	17	2	2:48.175	1:38.910	39.549	29.716		34:04.546
18	2	1:44.941	37.249	38.589	29.103	227.3	36:05.041	18	2	1:46.513	37.599	39.139	29.775	228.3	35:51.059
19	2	1:44.934	37.257	38.491	29.186	227.8	37:49.975	19	2	1:47.455	38.341	39.455	29.659	229.2	37:38.514
20	2	1:44.757	37.178	38.442	29.137	228.3	39:34.732	20	2	1:47.219	37.952	39.469	29.798	229.7	39:25.733
21	2	1:45.344	37.255	38.647	29.442	229.2	41:20.076	21	2	1:49.547	38.670	40.424	30.453	229.7	41:15.280
22	2	1:45.373	37.288	38.704	29.381	228.3	43:05.449	22	2	1:48.503	38.538	40.004	29.961	228.3	43:03.783
23	2	1:47.504	37.455	39.667	30.382	229.7	44:52.953	23	2	1:48.255	38.478	39.892	29.885	231.2	44:52.038
24	2	1:47.174	37.753	39.410	30.011	228.8	46:40.127	24	2	1:47.609	37.730	39.719	30.160	230.7	46:39.647
25	2	1:48.493	38.507	40.370	29.616	229.7	48:28.620	25	2	1:48.655	38.832	39.789	30.034	231.7	48:28.302
26	2	1:47.058	37.973	39.277	29.808	229.7	50:15.678	26	2	1:46.987	37.851	39.368	29.768	230.2	50:15.289
27	2	1:47.332	37.858	39.543	29.931	228.8	52:03.010	27	2	1:47.427	37.791	39.705	29.931	229.7	52:02.716
28	2	1:47.105	37.753	39.321	30.031	229.7	53:50.115	28	2	1:47.066	37.589	39.456	30.021	228.8	53:49.782
29	2	1:46.706	37.716	39.078	29.912	228.8	55:36.821	29	2	1:46.697	37.568	39.209	29.920	230.7	55:36.479
30	2	1:46.626	37.724	39.242	29.660	228.3	57:23.447	30	2	1:46.495	37.584	39.200	29.711	230.2	57:22.974
31	2	1:46.389	37.545	39.072	29.772	229.2	59:09.836	31	2	1:46.487	37.528	39.236	29.723	229.7	59:09.461
32	2	1:47.644	37.731	39.630	30.283	229.2	1:00:57.480	32	2	1:47.826	37.680	39.729	30.417	231.2	1:00:57.287





Hungaroring
International GT Open
Race - 2
Lap Analysis



47

1 Fran Rueda

BMW M6 GT3 **51**

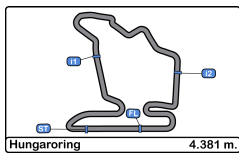
1 Alessandro Pier Guidi

Ferrari 488 GT3

PRO 2 Andrés Saravia RACE / BMW Team Teo Martin PRO 2 Mikkel Mac Luzich Racing

Lap	D	Time	Sector 1	Sector 2	Sector 3	T. Spd	Elapsed	Lap	D	Time	Sector 1	Sector 2	Sector 3	T. Spd	Elapsed
1	1	1:51.294	41.627	40.306	29.361	206.8	1:51.294	1	1	1:50.465	41.543	39.315	29.607	210.1	1:50.465
2	1	1:48.158	37.190	38.826	32.142	232.2	3:39.452	2	1	1:48.122	37.430	38.711	31.981	226.8	3:38.587
3	1	2:35.979	52.805	58.645	44.529	198.8	6:15.431	3	1	2:35.406	52.896	58.269	44.241	220.8	6:13.993
4	1	2:43.038	57.768	57.521	47.749	115.2	8:58.469	4	1	2:42.693	58.141	57.453	47.099	107.2	8:56.686
5	1	2:31.839	55.273	56.545	40.021	137.5	11:30.308	5	1	2:33.198	56.203	56.128	40.867	124.5	11:29.884
6	1	1:47.775	38.661	39.342	29.772	224.5	13:18.083	6	1	1:46.884	38.169	39.027	29.688	225.4	13:16.768
7	1	1:45.874	37.573	38.897	29.404	234.2	15:03.957	7	1	1:45.278	37.411	38.501	29.366	226.8	15:02.046
8	1	1:47.628	37.674	39.599	30.355	231.7	16:51.585	8	1	1:47.125	37.672	39.204	30.249	226.8	16:49.171
9	1	1:46.567	37.650	39.069	29.848	230.7	18:38.152	9	1	1:46.525	37.686	39.001	29.838	226.8	18:35.696
10	1	1:46.022	37.646	38.943	29.433	232.2	20:24.174	10	1	1:46.062	37.539	38.868	29.655	226.8	20:21.758
11	1	1:46.244	37.669	38.984	29.591	232.2	22:10.418	11	1	1:45.835	37.494	38.772	29.569	227.3	22:07.593
12	1	1:45.767	37.563	38.681	29.523	231.2	23:56.185	12	1	1:45.787	37.525	38.717	29.545	226.8	23:53.380
13	1	1:49.006 P	37.583	38.766	32.657	230.2	25:45.191	13	1	1:45.956	37.617	38.643	29.696	226.4	25:39.336
14	2	2:51.918	1:43.974	38.711	29.233		28:37.109	14	1	1:49.631 P	37.627	38.603	33.401	226.8	27:28.967
15	2	1:46.352	37.498	39.173	29.681	231.7	30:23.461	15	2	3:07.582	1:59.789	38.284	29.509		30:36.549
16	2	1:45.599	37.489	38.700	29.410	229.7	32:09.060	16	2	1:44.718	37.209	38.197	29.312	228.3	32:21.267
17	2	1:45.464	37.488	38.564	29.412	229.7	33:54.524	17	2	1:45.172	37.251	38.477	29.444	228.3	34:06.439
18	2	1:45.879	37.526	38.852	29.501	231.7	35:40.403	18	2	1:45.285	37.221	38.697	29.367	229.2	35:51.724
19	2	1:45.791	37.519	38.823	29.449	230.7	37:26.194	19	2	1:47.259	37.842	39.860	29.557	230.2	37:38.983
20	2	1:45.957	37.522	38.817	29.618	232.7	39:12.151	20	2	1:47.092	37.767	39.405	29.920	230.2	39:26.075
21	2	1:46.856	37.923	39.366	29.567	230.7	40:59.007	21	2	1:46.433	37.691	39.374	29.368	229.2	41:12.508
22	2	1:46.397	37.562	38.980	29.855	231.2	42:45.404	22	2	1:49.018 P	37.316	38.652	33.050	229.2	43:01.526
23	2	1:46.587	37.551	39.161	29.875	231.7	44:31.991	23	2	2:02.546	54.490	38.510	29.546		45:04.072
24	2	1:47.401	37.610	39.775	30.016	232.2	46:19.392	24	2	1:50.022 P	37.404	39.100	33.518	229.7	46:54.094
25	2	1:48.712	37.682	40.433	30.597	230.7	48:08.104								
26	2	1:48.046	38.476	39.999	29.571	230.7	49:56.150								
27	2	1:46.061	37.477	39.025	29.559	230.7	51:42.211								
28	2	1:46.198	37.516	39.034	29.648	230.2	53:28.409								
29	2	1:46.066	37.392	38.838	29.836	230.2	55:14.475								
30	2	1:46.572	37.478	39.289	29.805	228.8	57:01.047								
31	2	1:46.455	37.595	39.162	29.698	227.8	58:47.502								
32	2	1:46.032	37.494	38.945	29.593	228.3	1:00:33.534								





Hungaroring
International GT Open
Race - 2
Lap Analysis



52

1 Marco Cioci

Ferrari 488 GT3

63

1 Giovanni Venturini

Lamborghini Huracan GT3

PRO 2 Daniel Serra Luzich Racing PRO 2 Jeroen Mul Imperiale Racing

Lap	D	Time	Sector 1	Sector 2	Sector 3	T. Spd	Elapsed	Lap	D	Time	Sector 1	Sector 2	Sector 3	T. Spd	Elapsed
1	2	1:51.947	41.686	40.714	29.547	206.5	1:51.947	1	1	1:55.492	42.920	42.199	30.373	211.3	1:55.492
2	2	1:48.109	37.436	38.663	32.010	229.2	3:40.056	2	1	1:50.711	38.005	39.477	33.229	231.7	3:46.203
3	2	2:36.115	53.346	58.187	44.582	192.8	6:16.171	3	1	2:36.860	52.876	59.270	44.714	159.7	6:23.063
4	2	2:42.689	58.283	57.093	47.313	112.5	8:58.860	4	1	2:44.341	57.238	58.610	48.493	72.1	9:07.404
5	2	2:31.493	55.982	56.288	39.223	129.4	11:30.353	5	1	2:25.865	55.285	56.036	34.544	113.3	11:33.269
6	2	1:47.499	38.261	39.333	29.905	225.9	13:17.852	6	1	1:48.340	37.790	40.422	30.128	230.7	13:21.609
7	2	1:45.714	37.658	38.563	29.493	229.2	15:03.566	7	1	1:46.175	37.851	38.864	29.460	231.7	15:07.784
8	2	1:47.398	37.783	39.580	30.035	229.7	16:50.964	8	1	1:47.538	38.405	39.566	29.567	232.7	16:55.322
9	2	1:46.401	37.564	39.123	29.714	229.2	18:37.365	9	1	1:48.838	37.823	41.594	29.421	231.2	18:44.160
10	2	1:45.760	37.449	38.784	29.527	228.8	20:23.125	10	1	1:46.440	37.635	39.273	29.532	230.7	20:30.600
11	2	1:45.487	37.343	38.740	29.404	229.7	22:08.612	11	1	1:46.011	37.755	39.050	29.206	231.7	22:16.611
12	2	1:45.642	37.353	38.708	29.581	229.7	23:54.254	12	1	1:45.561	37.495	38.696	29.370	232.2	24:02.172
13	2	1:45.514	37.383	38.783	29.348	227.8	25:39.768	13	1	1:45.208	37.221	38.579	29.408	230.2	25:47.380
14	2	1:45.779	37.765	38.710	29.304	229.7	27:25.547	14	1	1:49.087 P	37.233	38.931	32.923	231.7	27:36.467
15	2	1:49.053 P	37.329	38.642	33.082	228.8	29:14.600	15	2	2:46.157	1:37.669	39.242	29.246		30:22.624
16	1	3:04.637	1:55.499	39.378	29.760		32:19.237	16	2	1:45.106	37.210	38.726	29.170	229.2	32:07.730
17	1	1:47.848	37.636	39.184	31.028	228.8	34:07.085	17	2	1:45.529	37.323	38.806	29.400	229.7	33:53.259
18	1	1:46.597	37.829	39.192	29.576	227.3	35:53.682	18	2	1:45.380	37.128	38.615	29.637	229.7	35:38.639
19	1	1:46.463	37.957	38.976	29.530	228.8	37:40.145	19	2	1:46.090	37.320	38.721	30.049	229.7	37:24.729
20	1	1:46.594	37.696	39.085	29.813	228.8	39:26.739	20	2	1:46.657	37.585	39.361	29.711	231.2	39:11.386
21	1	1:48.719	38.357	40.104	30.258	228.8	41:15.458	21	2	1:46.058	37.909	38.824	29.325	230.7	40:57.444
22	1	1:46.560	38.117	38.719	29.724	226.4	43:02.018	22	2	1:45.749	37.274	38.744	29.731	230.2	42:43.193
23	1	1:46.103	37.585	38.928	29.590	228.3	44:48.121	23	2	1:45.577	37.330	38.657	29.590	225.4	44:28.770
24	1	1:46.524	37.572	39.158	29.794	229.2	46:34.645	24	2	1:45.544	37.236	38.840	29.468	230.2	46:14.314
25	1	1:46.993	37.741	39.425	29.827	228.8	48:21.638	25	2	1:45.799	37.222	38.801	29.776	230.2	48:00.113
26	1	1:46.340	37.624	39.078	29.638	227.3	50:07.978	26	2	1:45.896	37.224	39.088	29.584	229.7	49:46.009
27	1	1:46.651	37.676	39.215	29.760	228.8	51:54.629	27	2	1:45.347	37.210	38.715	29.422	229.2	51:31.356
28	1	1:46.845	37.572	39.178	30.095	227.3	53:41.474	28	2	1:45.544	37.256	38.705	29.583	229.7	53:16.900
29	1	1:46.713	37.573	39.316	29.824	227.3	55:28.187	29	2	1:45.648	37.292	38.665	29.691	229.7	55:02.548
30	1	1:47.188	37.942	39.138	30.108	227.8	57:15.375	30	2	1:45.970	37.497	38.839	29.634	229.2	56:48.518
31	1	1:47.564	37.868	39.169	30.527	227.3	59:02.939	31	2	1:45.547	37.374	38.659	29.514	228.8	58:34.065
32	1	1:47.790	38.083	39.475	30.232	228.8	1:00:50.729	32	2	1:46.591	37.453	39.641	29.497	230.2	1:00:20.656





Hungaroring
International GT Open
Race - 2
Lap Analysis



66

1 Giulio Borlenghi
 AM 2 Andrzej Lewandowski
 Lamborghini Huracan GT3
 Vincenzo Sospiri Racing

71

1 Alexander West
 PROAM 2 Michele Rugolo
 Ferrari 488 GT3
 Luzich Racing

Lap	D	Time	Sector 1	Sector 2	Sector 3	T. Spd	Elapsed	Lap	D	Time	Sector 1	Sector 2	Sector 3	T. Spd	Elapsed
1	2	1:59.029	46.063	42.689	30.277	207.2	1:59.029	1	2	1:55.239	42.815	42.112	30.312	216.0	1:55.239
2	2	1:53.302	38.800	40.329	34.173	230.7	3:52.331	2	2	1:50.416	37.891	39.195	33.330	228.8	3:45.655
3	2	2:36.704	50.545	1:02.136	44.023	201.8	6:29.035	3	2	2:36.905	52.866	59.001	45.038	162.8	6:22.560
4	2	2:44.189	56.346	59.901	47.942	87.3	9:13.224	4	2	2:43.186	57.006	58.494	47.686	77.4	9:05.746
5	2	2:24.754	55.049	56.405	33.300	144.3	11:37.978	5	2	2:26.989	56.006	56.093	34.890	136.3	11:32.735
6	2	1:47.106	38.062	39.505	29.539	230.7	13:25.084	6	2	1:48.524	38.079	40.346	30.099	232.2	13:21.259
7	2	1:49.692	38.447	40.399	30.846	231.7	15:14.776	7	2	1:46.273	37.727	38.860	29.686	231.7	15:07.532
8	2	1:48.411	38.101	40.227	30.083	228.3	17:03.187	8	2	1:47.438	38.190	39.252	29.996	230.7	16:54.970
9	2	1:49.102	38.300	40.616	30.186	229.7	18:52.289	9	2	1:48.778	38.004	41.005	29.769	229.7	18:43.748
10	2	1:48.495	38.164	40.555	29.776	229.2	20:40.784	10	2	1:46.462	37.671	39.182	29.609	229.7	20:30.210
11	2	1:47.309	37.800	39.840	29.669	229.2	22:28.093	11	2	1:46.094	37.896	38.625	29.573	229.7	22:16.304
12	2	1:49.809	37.824	39.878	32.107	229.2	24:17.902	12	2	1:46.672	38.251	38.765	29.656	230.2	24:02.976
13	2	1:48.196	38.202	40.040	29.954	226.8	26:06.098	13	2	1:45.721	37.470	38.547	29.704	229.7	25:48.697
14	2	1:47.831	37.900	39.687	30.244	229.2	27:53.929	14	2	1:45.809	37.631	38.792	29.386	229.7	27:34.506
15	2	1:52.225 P	37.587	40.191	34.447	228.8	29:46.154	15	2	1:45.675	37.475	38.653	29.547	230.2	29:20.181
16	1	2:56.456	1:46.736	40.305	29.415		32:42.610	16	2	1:45.564	37.392	38.541	29.631	230.2	31:05.745
17	1	1:46.828	37.279	39.442	30.107	228.8	34:29.438	17	2	1:49.168 P	37.331	38.902	32.935	230.7	32:54.913
18	1	1:45.954	37.317	39.250	29.387	229.7	36:15.392	18	1	2:48.890	1:40.115	39.434	29.341		35:43.803
19	1	1:45.759	37.128	39.317	29.314	229.7	38:01.151	19	1	1:47.065	37.845	39.240	29.980	228.3	37:30.868
20	1	1:46.555	37.204	39.701	29.650	230.7	39:47.706	20	1	1:46.057	37.802	38.852	29.403	230.7	39:16.925
21	1	1:46.168	37.452	39.151	29.565	230.2	41:33.874	21	1	1:46.262	37.649	39.090	29.523	228.8	41:03.187
22	1	1:46.508	37.428	39.421	29.659	229.7	43:20.382	22	1	1:46.011	37.623	38.611	29.777	228.8	42:49.198
23	1	1:46.437	37.434	39.356	29.647	230.2	45:06.819	23	1	1:46.211	37.687	38.792	29.732	228.8	44:35.409
24	1	1:46.353	37.374	39.225	29.754	230.7	46:53.172	24	1	1:46.149	37.454	39.071	29.624	228.8	46:21.558
25	1	1:46.636	37.469	39.332	29.835	229.7	48:39.808	25	1	1:47.237	37.677	39.508	30.052	229.7	48:08.795
26	1	1:46.870	37.751	39.489	29.630	229.2	50:26.678	26	1	1:48.205	38.237	40.054	29.914	229.2	49:57.000
27	1	1:46.329	37.409	39.237	29.683	229.7	52:13.007	27	1	1:47.250	37.959	39.281	30.010	228.8	51:44.250
28	1	1:46.633	37.418	39.535	29.680	230.2	53:59.640	28	1	1:46.987	37.703	39.435	29.849	229.2	53:31.237
29	1	1:46.457	37.621	39.262	29.574	229.2	55:46.097	29	1	1:46.831	37.851	39.214	29.766	228.8	55:18.068
30	1	1:46.087	37.261	39.367	29.459	229.7	57:32.184	30	1	1:46.960	37.751	39.177	30.032	228.8	57:05.028
31	1	1:46.295	37.539	39.140	29.616	228.8	59:18.479	31	1	1:47.489	37.887	39.579	30.023	228.3	58:52.517
32	1	1:47.091	37.498	39.656	29.937	229.7	1:01:05.570	32	1	1:48.102	37.936	39.848	30.318	228.8	1:00:40.619





Hungaroring
International GT Open
Race - 2
Lap Analysis



74

1 Alexander Hrachowina Mercedes AMG GT3

AM 2 Martin Konrad HTP Motorsport / MS Racing

Lap	D	Time	Sector 1	Sector 2	Sector 3	T. Spd	Elapsed
1	1	2:02.139	47.401	43.392	31.346	216.4	2:02.139
2	1	1:53.359	38.731	41.325	33.303	229.2	3:55.498
3	1	2:38.080	49.821	1:03.482	44.777	228.8	6:33.578
4	1	2:44.270	54.627	1:01.946	47.697	97.2	9:17.848
5	1	2:23.008	53.435	56.425	33.148	113.9	11:40.856
6	1	1:49.439	38.679	40.449	30.311	230.2	13:30.295
7	1	1:51.315	38.743	41.493	31.079	230.2	15:21.610
8	1	1:52.538	39.692	42.088	30.758	229.7	17:14.148
9	1	1:50.130	38.910	40.621	30.599	230.2	19:04.278
10	1	1:48.821	38.719	40.080	30.022	229.7	20:53.099
11	1	1:48.628	38.470	39.890	30.268	230.2	22:41.727
12	1	1:56.257 P	38.623	40.324	37.310	231.2	24:37.984
13	2	3:04.514	1:56.151	39.005	29.358		27:42.498
14	2	1:44.707	37.274	38.097	29.336	229.7	29:27.205
15	2	1:45.795	37.511	38.932	29.352	230.2	31:13.000
16	2	1:45.440	37.294	38.638	29.508	228.8	32:58.440
17	2	1:45.698	37.555	38.721	29.422	228.8	34:44.138
18	2	1:45.334	37.279	38.673	29.382	228.3	36:29.472
19	2	1:45.569	37.246	38.799	29.524	229.2	38:15.041
20	2	1:45.056	37.194	38.572	29.290	229.2	40:00.097
21	2	1:45.422	37.258	38.758	29.406	229.2	41:45.519
22	2	1:45.421	37.144	38.693	29.584	229.7	43:30.940
23	2	1:45.561	37.258	38.809	29.494	229.2	45:16.501
24	2	1:45.905	37.276	38.911	29.718	229.7	47:02.406
25	2	1:46.059	37.368	39.153	29.538	229.7	48:48.465
26	2	1:46.201	37.658	38.998	29.545	228.3	50:34.666
27	2	1:45.845	37.522	38.857	29.466	229.2	52:20.511
28	2	1:45.623	37.346	38.712	29.565	229.7	54:06.134
29	2	1:47.210	38.529	39.166	29.515	228.3	55:53.344
30	2	1:45.893	37.366	38.950	29.577	229.7	57:39.237
31	2	1:45.538	37.418	38.782	29.338	229.7	59:24.775
32	2	1:45.843	37.309	39.064	29.470	230.2	1:01:10.618

77

1 Marcin Jedlinski Audi R8 LMS

PROAM 2 Mateusz Lisowski Olimp Racing

Lap	D	Time	Sector 1	Sector 2	Sector 3	T. Spd	Elapsed
1	1	1:56.428	43.708	42.188	30.532	211.7	1:56.428
2	1	1:51.805	37.898	39.352	34.555	230.7	3:48.233
3	1	2:35.650	51.530	59.277	44.843	173.0	6:23.883
4	1	2:44.427	57.258	58.618	48.551	74.6	9:08.310
5	1	2:25.428	55.209	56.188	34.031	114.4	11:33.738
6	1	1:48.206	37.881	40.317	30.008	229.2	13:21.944
7	1	1:47.126	38.067	39.303	29.756	229.2	15:09.070
8	1	1:49.071	38.604	40.381	30.086	230.2	16:58.141
9	1	1:48.403	37.986	40.337	30.080	230.2	18:46.544
10	1	1:47.916	37.927	39.419	30.570	229.7	20:34.460
11	1	1:47.558	38.131	39.663	29.764	227.8	22:22.018
12	1	1:51.302 P	38.008	39.598	33.696	229.2	24:13.320
13	2	2:47.947	1:39.818	39.001	29.128		27:01.267
14	2	1:45.328	37.461	38.644	29.223	227.3	28:46.595
15	2	1:45.652	37.320	38.965	29.367	228.8	30:32.247
16	2	1:47.114	37.977	39.488	29.649	228.8	32:19.361
17	2	1:46.385	37.881	39.034	29.470	232.2	34:05.746
18	2	1:45.637	37.439	38.784	29.414	228.8	35:51.383
19	2	1:45.169	37.503	38.557	29.109	230.7	37:36.552
20	2	1:45.233	37.210	38.729	29.294	229.2	39:21.785
21	2	1:45.464	37.231	38.764	29.469	230.2	41:07.249
22	2	1:46.427	37.384	38.965	30.078	230.7	42:53.676
23	2	1:47.212	38.161	39.746	29.305	231.7	44:40.888
24	2	1:45.660	37.353	38.785	29.522	229.7	46:26.548
25	2	1:45.997	37.504	38.990	29.503	229.7	48:12.545
26	2	1:46.270	37.517	39.161	29.592	227.3	49:58.815
27	2	1:46.624	37.691	39.318	29.615	230.2	51:45.439
28	2	1:47.043	37.721	39.506	29.816	231.7	53:32.482
29	2	1:48.485	37.629	39.881	30.975	232.2	55:20.967
30	2	1:47.686	37.771	39.697	30.218	229.2	57:08.653
31	2	1:47.783	37.817	39.531	30.435	230.7	58:56.436
32	2	1:47.858	37.942	40.098	29.818	230.7	1:00:44.294

90

1 Alberto Di Folco Lamborghini Huracan GT3

PROAM 2 Stefano Costantini Target Racing

Lap	D	Time	Sector 1	Sector 2	Sector 3	T. Spd	Elapsed
1	2	1:56.980	43.605	42.508	30.867	212.5	1:56.980
2	2		38.004	39.040		230.2	





Hungaroring
International GT Open
Race - 2
Lap Analysis



96

1 Bradley Ellis

Audi R8 LMS

99

1 António Coimbra

Mercedes AMG GT3

PROAM

2 Oliver Wilkinson

Optimum Motorsport

AM

2 Luis Silva

Sports and You

Lap	D	Time	Sector 1	Sector 2	Sector 3	T. Spd	Elapsed	Lap	D	Time	Sector 1	Sector 2	Sector 3	T. Spd	Elapsed
1	1	1:52.940	41.986	41.230	29.724	208.8	1:52.940	1	2	2:01.874	47.015	43.626	31.233	218.1	2:01.874
2	1	1:49.120	37.580	39.290	32.250	229.2	3:42.060	2	2	1:53.097	38.521	40.633	33.943	228.8	3:54.971
3	1	2:36.186	52.852	58.456	44.878	179.4	6:18.246	3	2	2:37.092	49.177	1:03.026	44.889	226.4	6:32.063
4	1	2:42.420	57.597	57.530	47.293	98.7	9:00.666	4	2	2:44.886	55.416	1:00.326	49.144	96.6	9:16.949
5	1	2:30.344	56.699	55.680	37.965	127.8	11:31.010	5	2	2:23.592	53.404	56.464	33.724	113.0	11:40.541
6	1	1:47.837	38.568	39.613	29.656	230.7	13:18.847	6	2	1:49.375	38.427	40.204	30.744	229.2	13:29.916
7	1	1:46.616	37.801	39.430	29.385	231.2	15:05.463	7	2	1:50.804	38.832	40.896	31.076	229.2	15:20.720
8	1	1:47.165	37.915	39.440	29.810	231.7	16:52.628	8	2	1:52.738	40.287	41.392	31.059	228.3	17:13.458
9	1	1:46.804	37.775	39.364	29.665	229.7	18:39.432	9	2	1:50.533	39.353	40.403	30.777	229.7	19:03.991
10	1	1:47.069	37.889	39.586	29.594	230.2	20:26.501	10	2	1:48.887	38.401	40.016	30.470	226.8	20:52.878
11	1	1:46.618	37.616	39.445	29.557	231.2	22:13.119	11	2	1:48.645	38.211	39.939	30.495	228.8	22:41.523
12	1	1:47.066	38.132	39.482	29.452	230.7	24:00.185	12	2	1:55.079 P	38.213	40.683	36.183	229.7	24:36.602
13	1	1:46.086	37.440	39.201	29.445	230.2	25:46.271	13	1	2:55.029	1:46.293	39.262	29.474		27:31.631
14	1	1:46.088	37.427	39.270	29.391	229.7	27:32.359	14	1	1:45.784	37.631	38.810	29.343	230.2	29:17.415
15	1	1:46.128	37.549	39.146	29.433	230.2	29:18.487	15	1	1:45.466	37.313	38.895	29.258	230.7	31:02.881
16	1	1:46.241	37.513	39.241	29.487	230.2	31:04.728	16	1	1:45.702	37.433	39.012	29.257	230.2	32:48.583
17	1	1:46.090	37.725	38.980	29.385	230.2	32:50.818	17	1	1:45.369	37.279	38.852	29.238	230.7	34:33.952
18	1	1:49.797 P	37.459	39.265	33.073	229.7	34:40.615	18	1	1:45.757	37.360	38.956	29.441	229.7	36:19.709
19	2	2:50.082	1:39.963	40.038	30.081		37:30.697	19	1	1:45.166	37.277	38.611	29.278	230.7	38:04.875
20	2	1:47.647	38.271	39.789	29.587	230.2	39:18.344	20	1	1:45.397	37.304	38.794	29.299	231.2	39:50.272
21	2	1:47.212	37.771	39.700	29.741	231.2	41:05.556	21	1	1:45.728	37.265	38.932	29.531	230.7	41:36.000
22	2	1:47.911	37.925	39.761	30.225	229.2	42:53.467	22	1	1:45.334	37.212	38.778	29.344	230.2	43:21.334
23	2	1:48.568	37.804	40.893	29.871	230.2	44:42.035	23	1	1:46.618	37.550	39.476	29.592	231.2	45:07.952
24	2	1:47.233	37.656	39.890	29.687	230.7	46:29.268	24	1	1:46.002	37.344	38.859	29.799	231.7	46:53.954
25	2	1:47.189	37.725	39.600	29.864	230.7	48:16.457	25	1	1:46.225	37.371	39.165	29.689	230.2	48:40.179
26	2	1:47.244	37.774	39.623	29.847	229.2	50:03.701	26	1	1:47.815	37.947	40.019	29.849	232.2	50:27.994
27	2	1:47.540	37.758	39.836	29.946	229.7	51:51.241	27	1	1:46.603	37.611	39.423	29.569	230.2	52:14.597
28	2	1:47.355	37.743	39.710	29.902	230.7	53:38.596	28	1	1:46.141	37.393	39.112	29.636	231.2	54:00.738
29	2	1:46.917	37.592	39.615	29.710	230.2	55:25.513	29	1	1:46.523	37.437	39.432	29.654	230.2	55:47.261
30	2	1:47.271	37.615	39.738	29.918	230.2	57:12.784	30	1	1:46.978	37.486	39.801	29.691	230.7	57:34.239
31	2	1:49.167	37.653	39.770	31.744	229.7	59:01.951	31	1	1:47.015	37.705	39.487	29.823	230.7	59:21.254
32	2	1:47.755	37.908	39.978	29.869	229.7	1:00:49.706	32	1	1:47.145	37.404	39.460	30.281	230.7	1:01:08.399





Hungaroring
International GT Open
Race - 2
Lap Analysis



333

1 Rinat Salikhov Ferrari 488 GT3
 PROAM 2 David Perel Rinaldi Racing

Lap	D	Time	Sector 1	Sector 2	Sector 3	T. Spd	Elapsed
1	2	1:54.161	42.435	41.897	29.829	214.2	1:54.161
2	2	1:49.317	37.522	39.365	32.430	230.2	3:43.478
3	2	2:37.370	53.541	58.638	45.191	182.4	6:20.848
4	2	2:43.370	57.450	58.197	47.723	74.8	9:04.218
5	2	2:27.596	56.091	55.976	35.529	123.9	11:31.814
6	2	1:48.488	38.303	40.525	29.660	232.7	13:20.302
7	2	1:46.403	37.321	39.587	29.495	229.7	15:06.705
8	2	1:47.328	37.805	39.621	29.902	231.7	16:54.033
9	2	2:01.100	37.539	52.973	30.588	230.2	18:55.133
10	2	1:47.296	37.699	39.768	29.829	229.2	20:42.429
11	2	1:46.552	37.673	39.271	29.608	229.7	22:28.981
12	2	1:46.609	37.519	39.438	29.652	229.7	24:15.590
13	2	1:45.861	37.314	39.107	29.440	228.8	26:01.451
14	2	1:45.689	37.257	38.969	29.463	229.7	27:47.140
15	2	1:46.117	37.358	39.093	29.666	229.2	29:33.257
16	2	1:46.148	37.524	38.913	29.711	229.2	31:19.405
17	2	1:45.697	37.337	38.898	29.462	229.7	33:05.102
18	2	1:49.474 P	37.363	38.992	33.119	229.2	34:54.576
19	1	2:46.078	1:37.252	39.465	29.361		37:40.654
20	1	1:46.340	37.417	39.460	29.463	230.7	39:26.994
21	1	1:47.458	37.669	40.149	29.640	233.2	41:14.452
22	1	1:45.825	37.249	39.142	29.434	230.2	43:00.277
23	1	1:46.613	37.559	39.270	29.784	229.7	44:46.890
24	1	1:47.266	37.634	39.768	29.864	228.8	46:34.156
25	1	1:47.018	37.836	39.422	29.760	229.7	48:21.174
26	1	1:46.391	37.417	39.319	29.655	229.7	50:07.565
27	1	1:46.583	37.517	39.508	29.558	229.7	51:54.148
28	1	1:47.078	37.499	39.396	30.183	230.7	53:41.226
29	1	1:46.409	37.449	39.294	29.666	229.7	55:27.635
30	1	1:47.363	37.781	39.577	30.005	229.7	57:14.998
31	1	1:47.500	37.517	39.773	30.210	228.8	59:02.498
32	1	1:47.938	37.777	40.047	30.114	229.7	1:00:50.436





Hungaroring
International GT Open
Race - 2
Analysis by Lap



Num	Lap Time	Gap
-----	----------	-----

Lap 1

16	1:46.764	
25	1:49.018	02.254
51	1:50.465	03.701
47	1:51.294	04.530
52	1:51.947	05.183
6	1:52.620	05.856
96	1:52.940	06.176
11	1:53.305	06.541
19	1:53.634	06.870
333	1:54.161	07.397
12	1:54.767	08.003
71	1:55.239	08.475
63	1:55.492	08.728
7	1:55.962	09.198
77	1:56.428	09.664
9	1:56.625	09.861
90	1:56.980	10.216
27	1:57.394	10.630
41	1:57.677	10.913
28	1:58.134	11.370
3	1:58.349	11.585
20	1:58.659	11.895
66	1:59.029	12.265
33	2:00.002	13.238
99	2:01.874	15.110
74	2:02.139	15.375

Num	Lap Time	Gap
-----	----------	-----

Lap 2

16	1:46.821	
25	1:47.333	02.766
51	1:48.122	05.002
47	1:48.158	05.867
52	1:48.109	06.471
6	1:49.096	08.131
96	1:49.120	08.475
11	1:49.124	08.844
19	1:49.254	09.303
333	1:49.317	09.893
12	1:50.100	11.282

71	1:50.416	12.070
63	1:50.711	12.618
77	1:51.805	14.648
27	1:52.826	16.635
28	1:52.314	16.863
41	1:53.273	17.365
20	1:53.090	18.164
3	1:53.509	18.273
66	1:53.302	18.746
33	1:53.352	19.769
99	1:53.097	21.386
74	1:53.359	21.913

Num	Lap Time	Gap
-----	----------	-----

Lap 3

16	2:38.661	
25	2:36.483	00.588
51	2:35.406	01.747
47	2:35.979	03.185
52	2:36.115	03.925
6	2:36.054	05.524
96	2:36.186	06.000
11	2:36.176	06.359
19	2:36.914	07.556
333	2:37.370	08.602
12	2:36.790	09.411
71	2:36.905	10.314
63	2:36.860	10.817
77	2:35.650	11.637
27	2:35.049	13.023
41	2:35.488	14.192
28	2:36.516	14.718
3	2:35.778	15.390
20	2:36.531	16.034
66	2:36.704	16.789
33	2:36.902	18.010
99	2:37.092	19.817
74	2:38.080	21.332

Num	Lap Time	Gap
-----	----------	-----

Lap 4

16	2:42.353	
25	2:42.594	00.829

51	2:42.693	02.087
47	2:43.038	03.870
52	2:42.689	04.261
6	2:42.519	05.690
96	2:42.420	06.067
11	2:42.854	06.860
19	2:43.419	08.622
333	2:43.370	09.619
12	2:43.512	10.570
71	2:43.186	11.147
63	2:44.341	12.805
77	2:44.427	13.711
27	2:44.674	15.344
41	2:44.349	16.188
3	2:44.338	17.375
20	2:44.341	18.022
66	2:44.189	18.625
33	2:44.139	19.796
99	2:44.886	22.350
74	2:44.270	23.249
28	2:52.149	24.514

Num	Lap Time	Gap
-----	----------	-----

Lap 5

16	2:31.995	
25	2:31.814	00.648
51	2:33.198	03.290
47	2:31.839	03.714
52	2:31.493	03.759
6	2:30.300	03.995
96	2:30.344	04.416
11	2:29.774	04.639
19	2:28.322	04.949
333	2:27.596	05.220
12	2:26.983	05.558
71	2:26.989	06.141
63	2:25.865	06.675
77	2:25.428	07.144
27	2:24.913	08.262
41	2:24.683	08.876
3	2:24.184	09.564
20	2:24.378	10.405

Num	Lap Time	Gap
-----	----------	-----

Lap 6

16	1:45.065	
25	1:45.691	01.274
51	1:46.884	05.109
52	1:47.499	06.193
47	1:47.775	06.424
6	1:48.025	06.955
96	1:47.837	07.188
11	1:47.967	07.541
19	1:48.040	07.924
333	1:48.488	08.643
12	1:48.857	09.350
71	1:48.524	09.600
63	1:48.340	09.950
77	1:48.206	10.285
27	1:47.792	10.989
41	1:47.296	11.107
3	1:47.061	11.560
20	1:47.748	13.088
66	1:47.106	13.425
33	1:49.036	16.496
99	1:49.375	18.257
74	1:49.439	18.636

Num	Lap Time	Gap
-----	----------	-----

Lap 7

16	1:44.767	
25	1:45.607	02.114
51	1:45.278	05.620
52	1:45.714	07.140
47	1:45.874	07.531
6	1:46.261	08.449
96	1:46.616	09.037
11	1:46.814	09.588
19	1:46.551	09.708
333	1:46.403	10.279
12	1:46.112	10.695

Num	Lap Time	Gap
-----	----------	-----

Lap 8

16	1:47.258	
25	1:46.285	01.141
51	1:47.125	05.487
52	1:47.398	07.280
47	1:47.628	07.901
6	1:47.282	08.473
96	1:47.165	08.944
11	1:47.265	09.595
19	1:47.354	09.804
333	1:47.328	10.349
12	1:47.308	10.745
71	1:47.438	11.286
63	1:47.538	11.638
27	1:48.165	13.964
77	1:49.071	14.457
41	1:48.576	14.799
3	1:48.275	15.909
66	1:48.411	19.503
20	1:49.840	22.815
33	1:52.209	27.154
99	1:52.738	29.774
74	1:52.538	30.464

Num	Lap Time	Gap
-----	----------	-----

Lap 9

16	1:45.763	
25	1:46.530	01.908
51	1:46.525	06.249
52	1:46.401	07.918





Hungaroring
International GT Open
Race - 2
Analysis by Lap



47	1:46.567	08.705
6	1:46.849	09.559
96	1:46.804	09.985
19	1:46.292	10.333
12	1:48.729	13.711
71	1:48.778	14.301
63	1:48.838	14.713
27	1:48.251	16.452
77	1:48.403	17.097
41	1:48.266	17.302
66	1:49.102	22.842
333	2:01.100	25.686
11	2:02.017	25.849
20	1:49.302	26.354
33	1:51.690	33.081
3	2:03.745	33.891
99	1:50.533	34.544
74	1:50.130	34.831

Num Lap Time Gap
Lap 10

16	1:45.665	
25	1:45.553	01.796
51	1:46.062	06.646
52	1:45.760	08.013
47	1:46.022	09.062
6	1:46.978	10.872
96	1:47.069	11.389
19	1:47.139	11.807
12	1:45.548	13.594
71	1:46.462	15.098
63	1:46.440	15.488
27	1:47.049	17.836
41	1:47.318	18.955
77	1:47.916	19.348
66	1:48.495	25.672
333	1:47.296	27.317
11	1:47.499	27.683
20	1:47.649	28.338
33	1:49.035	36.451
99	1:48.887	37.766
74	1:48.821	37.987

Num Lap Time Gap
Lap 11

16	1:45.209	
25	1:45.187	01.774
51	1:45.835	07.272
52	1:45.487	08.291
47	1:46.244	10.097
6	1:46.284	11.947
96	1:46.618	12.798
19	1:46.424	13.022
12	1:45.863	14.248
71	1:46.094	15.983
63	1:46.011	16.290
27	1:47.134	19.761
41	1:46.698	20.444
77	1:47.558	21.697
66	1:47.309	27.772
333	1:46.552	28.660
11	1:47.269	29.743
20	1:47.409	30.538
33	1:48.823	40.065
99	1:48.645	41.202
74	1:48.628	41.406

Num Lap Time Gap
Lap 12

16	1:44.993	
25	1:45.449	02.230
51	1:45.787	08.066
52	1:45.642	08.940
47	1:45.767	10.871
6	1:46.219	13.173
19	1:45.803	13.832
96	1:47.066	14.871
12	1:46.100	15.355
63	1:45.561	16.858
71	1:46.672	17.662
27	1:46.438	21.206
41	1:46.341	21.792
77	1:51.302	28.006
333	1:46.609	30.276
11	1:46.577	31.327

Num Lap Time Gap
Lap 13

16	1:45.258	
25	1:45.092	02.064
51	1:45.956	08.764
52	1:45.514	09.196
19	1:45.449	14.023
47	1:49.006	14.619
96	1:46.086	15.699
63	1:45.208	16.808
6	1:49.622	17.537
71	1:45.721	18.125
12	1:49.938	20.035
41	1:46.681	23.215
27	1:50.697	26.645
333	1:45.861	30.879
66	1:48.196	35.526
11	1:49.610	35.679
20	1:50.381	37.217
77	2:47.947	1:30.695

Num Lap Time Gap
Lap 14

16	1:44.924	
25	1:45.254	02.394
33	2:46.658	1 Lap
52	1:45.779	10.051
51	1:49.631	13.471
19	1:44.910	14.009
99	2:55.029	1 Lap
96	1:46.088	16.863
71	1:45.809	19.010
63	1:49.087	20.971
41	1:46.263	24.554
74	3:04.514	1 Lap
333	1:45.689	31.644
66	1:47.831	38.433

Num Lap Time Gap
Lap 15

16	1:45.120	
27	3:05.100	1 Lap
33	1:45.313	1 Lap
25	1:49.588	06.862
20	3:06.458	1 Lap
52	1:49.053	13.984
19	1:45.748	14.637
99	1:45.784	1 Lap
96	1:46.128	17.871
71	1:45.675	19.565
41	1:45.677	25.111
74	1:44.707	1 Lap
333	1:46.117	32.641
66	1:52.225	45.538
6	1:45.212	1:19.990
12	1:45.049	1:20.746
63	2:46.157	1:22.008
47	1:46.352	1:22.845
77	1:45.652	1:31.631
51	3:07.582	1:35.933
11	1:45.594	1:39.369

Num Lap Time Gap
Lap 16

16	1:45.095	
27	1:44.457	1 Lap
33	1:44.988	1 Lap
20	1:44.687	1 Lap
19	1:45.353	14.895
99	1:45.466	1 Lap
96	1:46.241	19.017
71	1:45.564	20.034
74	1:45.795	1 Lap
41	1:50.644	30.660
333	1:46.148	33.694

Num Lap Time Gap
Lap 17

16	1:44.731	
27	1:44.596	1 Lap
33	1:44.792	1 Lap
66	2:56.456	1 Lap
20	1:44.538	1 Lap
19	1:45.252	15.416
99	1:45.702	1 Lap
96	1:46.090	20.376
71	1:49.168	24.471
74	1:45.440	1 Lap
333	1:45.697	34.660
25	1:45.407	1:18.118
6	1:45.196	1:20.095
12	1:45.499	1:21.330
63	1:45.529	1:22.817
47	1:45.464	1:24.082
41	2:48.175	1:34.104
77	1:46.385	1:35.304
51	1:45.172	1:35.997
52	1:47.848	1:36.643
11	1:45.233	1:40.117
27	1:45.229	1:46.157

Num Lap Time Gap
Lap 18

16	1:48.916	
33	1:44.986	1 Lap
20	1:45.451	1 Lap
66	1:46.828	1 Lap
99	1:45.369	1 Lap
19	1:49.909	16.409





Hungaroring
International GT Open
Race - 2
Analysis by Lap



96	1:49.797	21.257
74	1:45.698	1 Lap
333	1:49.474	35.218
25	1:45.601	1:14.803
6	1:45.247	1:16.426
12	1:45.414	1:17.828
63	1:45.380	1:19.281
47	1:45.879	1:21.045
71	2:48.890	1:24.445
41	1:46.513	1:31.701
77	1:45.637	1:32.025
51	1:45.285	1:32.366
52	1:46.597	1:34.324
11	1:45.307	1:36.508
27	1:45.029	1:42.270
33	1:44.941	1:45.683
20	1:44.563	1:54.128
66	1:45.954	1:56.034
99	1:45.757	2:00.351
74	1:45.334	2:10.114
Num	Lap Time	Gap
Lap 19		
16	2:49.274	
25	1:45.083	10.612
6	1:45.015	12.167
19	2:48.252	15.387
12	1:47.258	15.812
63	1:46.090	16.097
47	1:45.791	17.562
96	2:50.082	22.065
71	1:47.065	22.236
77	1:45.169	27.920
41	1:47.455	29.882
51	1:47.259	30.351
52	1:46.463	31.513
333	2:46.078	32.022
11	1:46.136	33.370
27	1:45.195	38.191
33	1:44.934	41.343
20	1:44.991	49.845
66	1:45.759	52.519

99	1:45.166	56.243
74	1:45.569	1:06.409
Num	Lap Time	Gap
Lap 20		
16	1:45.483	
25	1:45.581	10.710
6	1:45.366	12.050
19	1:46.680	16.584
12	1:46.522	16.851
63	1:46.657	17.271
47	1:45.957	18.036
71	1:46.057	22.810
96	1:47.647	24.229
77	1:45.233	27.670
41	1:47.219	31.618
51	1:47.092	31.960
52	1:46.594	32.624
333	1:46.340	32.879
11	1:45.812	33.699
27	1:44.994	37.702
33	1:44.757	40.617
20	1:44.856	49.218
66	1:46.555	53.591
99	1:45.397	56.157
74	1:45.056	1:05.982
Num	Lap Time	Gap
Lap 21		
16	1:46.183	
25	1:46.054	10.581
6	1:45.282	11.149
12	1:45.673	16.341
63	1:46.058	17.146
19	1:47.557	17.958
47	1:46.856	18.709
71	1:46.262	22.889
96	1:47.212	25.258
77	1:45.464	26.951
51	1:46.433	32.210
333	1:47.458	34.154
41	1:49.547	34.982
52	1:48.719	35.160

11	1:48.040	35.556
27	1:45.255	36.774
33	1:45.344	39.778
20	1:44.646	47.681
66	1:46.168	53.576
99	1:45.728	55.702
74	1:45.422	1:05.221
Num	Lap Time	Gap
Lap 22		
16	1:46.375	
25	1:45.557	09.763
6	1:45.682	10.456
12	1:44.978	14.944
63	1:45.749	16.520
19	1:46.347	17.930
47	1:46.397	18.731
71	1:46.011	22.525
96	1:47.911	26.794
77	1:46.427	27.003
333	1:45.825	33.604
51	1:49.018	34.853
52	1:46.560	35.345
41	1:48.503	37.110
11	1:48.266	37.447
27	1:47.514	37.913
33	1:45.373	38.776
20	1:45.073	46.379
66	1:46.508	53.709
99	1:45.334	54.661
74	1:45.421	1:04.267
Num	Lap Time	Gap
Lap 23		
16	1:46.660	
25	1:45.517	08.620
6	1:45.682	09.478
12	1:45.337	13.621
63	1:45.577	15.437
19	1:46.930	18.200
47	1:46.587	18.658
71	1:46.211	22.076
77	1:47.212	27.555

96	1:48.568	28.702
333	1:46.613	33.557
52	1:46.103	34.788
11	1:46.274	37.061
41	1:48.255	38.705
27	1:47.929	39.182
33	1:47.504	39.620
20	1:49.029	48.748
51	2:02.546	50.739
66	1:46.437	53.486
99	1:46.618	54.619
74	1:45.561	1:03.168
Num	Lap Time	Gap
Lap 24		
16	1:46.741	
25	1:45.404	07.283
6	1:45.768	08.505
12	1:45.746	12.626
63	1:45.544	14.240
19	1:47.459	18.918
47	1:47.401	19.318
71	1:46.149	21.484
77	1:45.660	26.474
96	1:47.233	29.194
333	1:47.266	34.082
52	1:46.524	34.571
11	1:46.403	36.723
41	1:47.609	39.573
27	1:47.262	39.703
33	1:47.174	40.053
66	1:46.353	53.098
99	1:46.002	53.880
51	1:50.022	54.020
74	1:45.905	1:02.332
20	2:02.472	1:04.479
Num	Lap Time	Gap
Lap 25		
16	1:46.777	
25	1:45.576	06.082
6	1:45.802	07.530
12	1:45.453	11.302

63	1:45.799	13.262
19	1:48.848	20.989
47	1:48.712	21.253
71	1:47.237	21.944
77	1:45.997	25.694
96	1:47.189	29.606
333	1:47.018	34.323
52	1:46.993	34.787
11	1:46.567	36.513
27	1:46.490	39.416
41	1:48.655	41.451
33	1:48.493	41.769
66	1:46.636	52.957
99	1:46.225	53.328
74	1:46.059	1:01.614
20	1:45.336	1:03.038
Num	Lap Time	Gap
Lap 26		
16	1:46.722	
25	1:45.672	05.032
6	1:45.707	06.515
12	1:45.713	10.293
63	1:45.896	12.436
47	1:48.046	22.577
71	1:48.205	23.427
19	1:49.659	23.926
77	1:46.270	25.242
96	1:47.244	30.128
333	1:46.391	33.992
52	1:46.340	34.405
11	1:46.249	36.040
27	1:45.571	38.265
41	1:46.987	41.716
33	1:47.058	42.105
66	1:46.870	53.105
99	1:47.815	54.421
74	1:46.201	1:01.093
20	1:45.569	1:01.885
Num	Lap Time	Gap
Lap 27		
16	1:46.727	





Hungaroring
International GT Open
Race - 2
Analysis by Lap



25	1:45.708	04.013
6	1:45.891	05.679
12	1:45.372	08.938
63	1:45.347	11.056
47	1:46.061	21.911
71	1:47.250	23.950
19	1:47.443	24.642
77	1:46.624	25.139
96	1:47.540	30.941
333	1:46.583	33.848
52	1:46.651	34.329
11	1:46.282	35.595
27	1:45.894	37.432
41	1:47.427	42.416
33	1:47.332	42.710
66	1:46.329	52.707
99	1:46.603	54.297
74	1:45.845	1:00.211
20	1:45.570	1:00.728

Num Lap Time Gap
Lap 28

16	1:46.170	
25	1:45.700	03.543
6	1:45.940	05.449
12	1:45.497	08.265
63	1:45.544	10.430
47	1:46.198	21.939
71	1:46.987	24.767
19	1:47.271	25.743
77	1:47.043	26.012
96	1:47.355	32.126
333	1:47.078	34.756
52	1:46.845	35.004
11	1:46.534	35.959
27	1:45.866	37.128
41	1:47.066	43.312
33	1:47.105	43.645
66	1:46.633	53.170
99	1:46.141	54.268
74	1:45.623	59.664
20	1:45.580	1:00.138

Num Lap Time Gap
Lap 29

16	1:46.277	
25	1:45.468	02.734
6	1:45.757	04.929
12	1:45.270	07.258
63	1:45.648	09.801
47	1:46.066	21.728
71	1:46.831	25.321
19	1:48.497	27.963
77	1:48.485	28.220
96	1:46.917	32.766
333	1:46.409	34.888
52	1:46.713	35.440
11	1:46.898	36.580
27	1:46.083	36.934
41	1:46.697	43.732
33	1:46.706	44.074
66	1:46.457	53.350
99	1:46.523	54.514
20	1:45.324	59.185
74	1:47.210	1:00.597

Num Lap Time Gap
Lap 30

16	1:46.296	
25	1:45.489	01.927
6	1:45.930	04.563
12	1:45.724	06.686
63	1:45.970	09.475
47	1:46.572	22.004
71	1:46.960	25.985
19	1:47.746	29.413
77	1:47.686	29.610
96	1:47.271	33.741
333	1:47.363	35.955
52	1:47.188	36.332
11	1:46.633	36.917
27	1:46.893	37.531
41	1:46.495	43.931
33	1:46.626	44.404
66	1:46.087	53.141

99	1:46.978	55.196
20	1:45.119	58.008
74	1:45.893	1:00.194

Num Lap Time Gap
Lap 31

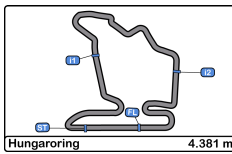
16	1:45.822	
25	1:45.651	01.756
6	1:45.830	04.571
12	1:45.761	06.625
63	1:45.547	09.200
47	1:46.455	22.637
71	1:47.489	27.652
19	1:47.758	31.349
77	1:47.783	31.571
96	1:49.167	37.086
333	1:47.500	37.633
52	1:47.564	38.074
11	1:47.290	38.385
27	1:47.042	38.751
41	1:46.487	44.596
33	1:46.389	44.971
66	1:46.295	53.614
99	1:47.015	56.389
20	1:45.186	57.372
74	1:45.538	59.910

Num Lap Time Gap
Lap 32

16	1:45.587	
25	1:45.623	01.792
6	1:46.197	05.181
12	1:46.010	07.048
63	1:46.591	10.204
47	1:46.032	23.082
71	1:48.102	30.167
19	1:47.793	33.555
77	1:47.858	33.842
96	1:47.755	39.254
333	1:47.938	39.984
52	1:47.790	40.277
11	1:47.884	40.682
27	1:47.844	41.008

41	1:47.826	46.835
33	1:47.644	47.028
66	1:47.091	55.118
99	1:47.145	57.947
20	1:46.517	58.302
74	1:45.843	1:00.166



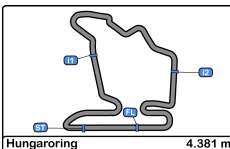


Hungaroring
International GT Open
Race - 2
Best Sectors Results



Sector - 1				Sector - 2				Sector - 3				Ideal Lap vs Best Lap				
Clas	Nº	Driver	Time	Nº	Driver	Time	Nº	Driver	Time	Clas	Nº	Driver	Ideal Lap	Best Lap	Clas	
1	20	Pierburg - Onslow-Cole	36.965	74	Hrachowina - Konrad	38.097	6	Liberati - Ling	28.862	1	27	Crestani - Ramos	1:44.288	1:44.457	1	
2	19	Liang - Giammaria	37.028	51	Pier Guidi - Mac	38.197	27	Crestani - Ramos	28.913	2	20	Pierburg - Onslow-Cole	1:44.329	1:44.538	2	
3	6	Liberati - Ling	37.116	27	Crestani - Ramos	38.202	12	Rees - Fioravanti	29.083	3	6	Liberati - Ling	1:44.388	1:44.735	6	
4	63	Venturini - Mul	37.128	16	Hahn - Khodair	38.218	33	Hook - Keilwitz	29.103	4	16	Hahn - Khodair	1:44.504	1:44.731	5	
5	66	Borlenghi - Lewandowski	37.128	20	Pierburg - Onslow-Cole	38.228	16	Hahn - Khodair	29.108	5	74	Hrachowina - Konrad	1:44.531	1:44.707	3	
6	74	Hrachowina - Konrad	37.144	33	Hook - Keilwitz	38.377	77	Jedlinski - Lisowski	29.109	6	33	Hook - Keilwitz	1:44.658	1:44.757	7	
7	27	Crestani - Ramos	37.173	6	Liberati - Ling	38.410	20	Pierburg - Onslow-Cole	29.136	7	19	Liang - Giammaria	1:44.688	1:44.910	8	
8	16	Hahn - Khodair	37.178	25	Agostini - Breukers	38.415	63	Venturini - Mul	29.170	8	51	Pier Guidi - Mac	1:44.718	1:44.718	4	
9	33	Hook - Keilwitz	37.178	19	Liang - Giammaria	38.466	25	Agostini - Breukers	29.188	9	12	Rees - Fioravanti	1:44.778	1:44.911	9	
10	47	Rueda - Saravia	37.190	12	Rees - Fioravanti	38.480	19	Liang - Giammaria	29.194	10	25	Agostini - Breukers	1:44.803	1:45.083	10	
11	25	Agostini - Breukers	37.200	71	West - Rugolo	38.541	11	Di Amato - Bertolini	29.206	11	77	Jedlinski - Lisowski	1:44.876	1:45.169	13	
12	51	Pier Guidi - Mac	37.209	77	Jedlinski - Lisowski	38.557	47	Rueda - Saravia	29.233	12	63	Venturini - Mul	1:44.877	1:45.106	11	
13	77	Jedlinski - Lisowski	37.210	52	Cioci - Serra	38.563	99	Coimbra - Silva	29.238	13	47	Rueda - Saravia	1:44.987	1:45.464	15	
14	99	Coimbra - Silva	37.212	47	Rueda - Saravia	38.564	74	Hrachowina - Konrad	29.290	14	99	Coimbra - Silva	1:45.061	1:45.166	12	
15	12	Rees - Fioravanti	37.215	11	Di Amato - Bertolini	38.566	41	Bueno" - Baptista	29.297	15	11	Di Amato - Bertolini	1:45.081	1:45.233	14	
16	333	Salikhov - Perel	37.249	63	Venturini - Mul	38.579	52	Cioci - Serra	29.304	16	52	Cioci - Serra	1:45.196	1:45.487	16	
17	11	Di Amato - Bertolini	37.309	99	Coimbra - Silva	38.611	51	Pier Guidi - Mac	29.312	17	71	West - Rugolo	1:45.213	1:45.564	17	
18	52	Cioci - Serra	37.329	41	Bueno" - Baptista	38.878	66	Borlenghi - Lewandowski	29.314	18	333	Salikhov - Perel	1:45.508	1:45.689	19	
19	71	West - Rugolo	37.331	333	Salikhov - Perel	38.898	71	West - Rugolo	29.341	19	66	Borlenghi - Lewandowski	1:45.582	1:45.759	20	
20	41	Bueno" - Baptista	37.424	96	Ellis - Wilkinson	38.980	333	Salikhov - Perel	29.361	20	41	Bueno" - Baptista	1:45.599	1:45.677	18	
21	96	Ellis - Wilkinson	37.427	90	Di Folco - Costantini	39.040	96	Ellis - Wilkinson	29.385	21	96	Ellis - Wilkinson	1:45.792	1:46.086	21	
22	3	Beirão da Veiga - Cruz Álvarez	37.772	66	Borlenghi - Lewandowski	39.140	3	Beirão da Veiga - Cruz Álvarez	29.985	22	3	Beirão da Veiga - Cruz Álvarez	1:46.924	1:47.061	22	
23	90	Di Folco - Costantini	38.004	3	Beirão da Veiga - Cruz Álvarez	39.167	9	Konôpka - Mikulasko	30.296	23	90	Di Folco - Costantini	1:47.911	1:56.980	26	
24	28	Sowery - Cipriani	38.410	28	Sowery - Cipriani	40.227	7	Basso - Marques	30.489	24	28	Sowery - Cipriani	1:49.370	1:52.314	23	
25	7	Basso - Marques	43.250	7	Basso - Marques	42.223	28	Sowery - Cipriani	30.733	25	7	Basso - Marques	1:55.962	1:55.962	24	
26	9	Konôpka - Mikulasko	44.032	9	Konôpka - Mikulasko	42.297	90	Di Folco - Costantini	30.867	26	9	Konôpka - Mikulasko	1:56.625	1:56.625	25	



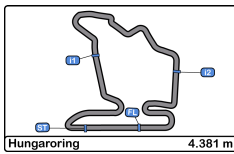


Hungaroring
International GT Open
Race - 2
Leader Sequence



Nº	Entrant/Team	Nat	Driver 1	Nat	Status	Driver 2	Nat	Status	Vehicle	Cat	Start Lap	End Lap	Laps	Total Laps
16	Drivex School	ESP	Marcelo Hahn	BRA	Bronze	<u>Allam Khodair</u>	BRA	Gold	Mercedes AMG GT3	PROAM	1	32	32	32



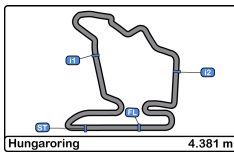


Hungaroring
International GT Open
Race - 2
Best 5 Lap Times



Cl	Nº	Entrant/Team	Nat	Driver 1	Nat	Status	Driver 2	Nat	Status	Vehicle	Cat	Cl	Best 1		Best 2		Best 3		Best 4		Best 5	
													Time	Lap	Time	Lap	Time	Lap	Time	Lap	Time	Lap
1	27	Daiko Lazarus Racing	ITA	Fabrizio Crestani	ITA	Silver	<u>Miguel Ramos</u>	PRT	Bronze	Lamborghini Huracan GT3	PROAM	1	1:44.457	15	1:44.596	16	1:44.994	20	1:45.029	18	1:45.195	19
2	20	SPS Automotive Performance	DEU	<u>Valentin Pierburg</u>	DEU	Bronze	Tom Onslow-Cole	GBR	Gold	Mercedes AMG GT3	PROAM	2	1:44.538	16	1:44.563	18	1:44.646	21	1:44.687	15	1:44.856	20
3	74	HTP Motorsport / MS Racing	AUT	<u>Alexander Hrachowina</u>	AUT	Bronze	Martin Konrad	AUT	Bronze	Mercedes AMG GT3	AM	1	1:44.707	14	1:45.056	20	1:45.334	18	1:45.421	22	1:45.422	21
4	51	Luzich Racing	USA	<u>Alessandro Pier Guidi</u>	ITA	Platinum	Mikkel Mac	DNK	Gold	Ferrari 488 GT3	PRO	1	1:44.718	16	1:45.172	17	1:45.278	7	1:45.285	18	1:45.787	12
5	16	Drivex School	ESP	Marcelo Hahn	BRA	Bronze	<u>Allam Khodair</u>	BRA	Gold	Mercedes AMG GT3	PROAM	3	1:44.731	17	1:44.767	7	1:44.924	14	1:44.993	12	1:45.065	6
6	6	Vincenzo Sospiri Racing	ITA	<u>Edoardo Liberati</u>	ITA	Silver	Kang Ling	CHN	Silver	Lamborghini Huracan GT3	PRO	2	1:44.735	16	1:45.015	19	1:45.196	17	1:45.212	15	1:45.247	18
7	33	Rinaldi Racing	DEU	<u>Christian Hook</u>	DEU	Bronze	Daniel Keilwitz	DEU	Bronze	Ferrari 488 GT3	PROAM	4	1:44.757	20	1:44.792	16	1:44.934	19	1:44.941	18	1:44.986	17
8	19	Imperiale Racing	ITA	Jiatong Liang	CHN	Bronze	<u>Raffaele Giammaria</u>	ITA	Gold	Lamborghini Huracan GT3	PROAM	5	1:44.910	14	1:45.252	17	1:45.353	16	1:45.449	13	1:45.748	15
9	12	Ombra Racing	ITA	<u>Fernando Rees</u>	BRA	Gold	Damiano Fioravanti	ITA	Silver	Lamborghini Huracan GT3	PRO	3	1:44.911	16	1:44.978	22	1:45.049	15	1:45.270	29	1:45.337	23
10	25	Imperiale Racing	ITA	Riccardo Agostini	ITA	Gold	<u>Rik Breukers</u>	NLD	Silver	Lamborghini Huracan GT3	PRO	4	1:45.083	19	1:45.092	13	1:45.187	11	1:45.254	14	1:45.404	24
11	63	Imperiale Racing	ITA	<u>Giovanni Venturini</u>	ITA	Gold	Jeroen Mul	NLD	Silver	Lamborghini Huracan GT3	PRO	5	1:45.106	16	1:45.208	13	1:45.347	27	1:45.380	18	1:45.529	17
12	99	Sports and You	PRT	António Coimbra	PRT	Bronze	<u>Luis Silva</u>	PRT	Bronze	Mercedes AMG GT3	AM	2	1:45.166	19	1:45.334	22	1:45.369	17	1:45.397	20	1:45.466	15
13	77	Olimp Racing	POL	<u>Marcin Jedlinski</u>	POL	Bronze	Mateusz Lisowski	POL	Silver	Audi R8 LMS	PROAM	6	1:45.169	19	1:45.233	20	1:45.328	14	1:45.464	21	1:45.637	18
14	11	RS Racing	ITA	<u>Daniele Di Amato</u>	ITA	Silver	Andrea Bertolini	ITA	Platinum	Ferrari 488 GT3	PRO	6	1:45.233	17	1:45.307	18	1:45.341	16	1:45.594	15	1:45.812	20
15	47	RACE / BMW Team Teo Martín	ESP	<u>Fran Rueda</u>	ESP	Silver	Andrés Saravia	GTM	Silver	BMW M6 GT3	PRO	7	1:45.464	17	1:45.599	16	1:45.767	12	1:45.791	19	1:45.874	7
16	52	Luzich Racing	USA	Marco Cioci	ITA	Gold	<u>Daniel Serra</u>	BRA	Gold	Ferrari 488 GT3	PRO	8	1:45.487	11	1:45.514	13	1:45.642	12	1:45.714	7	1:45.760	10
17	71	Luzich Racing	USA	Alexander West	SWE	Bronze	<u>Michele Rugolo</u>	ITA	Gold	Ferrari 488 GT3	PROAM	7	1:45.564	16	1:45.675	15	1:45.721	13	1:45.809	14	1:46.011	22
18	41	Drivex School	ESP	<u>"Caca Bueno"</u>	BRA	Platinum	Ricardo Baptista	BRA	Bronze	Mercedes AMG GT3	PROAM	8	1:45.677	15	1:46.263	14	1:46.341	12	1:46.487	31	1:46.495	30
19	333	Rinaldi Racing	DEU	Rinat Salikhov	RUS	Bronze	<u>David Perel</u>	ZAF	Silver	Ferrari 488 GT3	PROAM	9	1:45.689	14	1:45.697	17	1:45.825	22	1:45.861	13	1:46.117	15
20	66	Vincenzo Sospiri Racing	ITA	Giulio Borlenghi	BRA	Bronze	<u>Andrzej Lewandowski</u>	POL	Bronze	Lamborghini Huracan GT3	AM	3	1:45.759	19	1:45.954	18	1:46.087	30	1:46.168	21	1:46.295	31
21	96	Optimum Motorsport	GBR	<u>Bradley Ellis</u>	GBR	Silver	Oliver Wilkinson	GBR	Bronze	Audi R8 LMS	PROAM	10	1:46.086	13	1:46.088	14	1:46.090	17	1:46.128	15	1:46.241	16
22	3	RACE / BMW Team Teo Martín	ESP	<u>Lourenço Beirão da Veiga</u>	PRT	Silver	Juan Cruz Álvarez	ARG	Silver	BMW M6 GT3	PRO	9	1:47.061	6	1:48.099	7	1:48.275	8	1:53.509	2	1:58.349	1
23	28	Daiko Lazarus Racing	ITA	Toby Sowery	GBR	Silver	<u>Giuseppe Cipriani</u>	ITA	Bronze	Lamborghini Huracan GT3	PROAM	11	1:52.314	2	1:58.134	1	2:36.516	3	2:52.149	4		
24	7	RACE / BMW Team Teo Martín	ESP	Márcio Basso	BRA	Bronze	<u>Thiago Marques</u>	BRA	Bronze	BMW M6 GT3	AM	4	1:55.962	1								
25	9	ARC Bratislava	SVK	Miro Konôpka	SVK	Bronze	<u>Zdeno Mikulasko</u>	SVK	Bronze	Lamborghini Huracan GT3	AM	5	1:56.625	1								
26	90	Target Racing	ITA	Alberto Di Folco	ITA	Silver	<u>Stefano Costantini</u>	ITA	Bronze	Lamborghini Huracan GT3	PROAM	12	1:56.980	1								



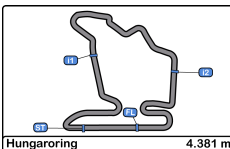


Hungaroring
International GT Open
Race - 2
Best 5 Top Speeds



Cl	Nº	Entrant/Team	Nat	Driver 1	Nat	Status	Driver 2	Nat	Status	Vehicle	Cat	Cl	Top 1		Top 2		Top 3		Top 4		Top 5		Avg
													Km/h	Lap	Km/h	Lap	Km/h	Lap	Km/h	Lap	Km/h	Lap	
1	19	Imperiale Racing	ITA	Jiatong Liang	CHN	Bronze	Raffaele Giammaria	ITA	Gold	Lamborghini Huracan GT3	PROAM	1	234.7	8	233.7	9	233.2	28	232.2	12	231.7	15	233.1
2	47	RACE / BMW Team Teo Martín	ESP	Fran Rueda	ESP	Silver	Andrés Saravia	GTM	Silver	BMW M6 GT3	PRO	1	234.2	7	232.7	20	232.2	2	232.2	10	232.2	11	232.7
3	27	Daiko Lazarus Racing	ITA	Fabrizio Crestani	ITA	Silver	Miguel Ramos	PRT	Bronze	Lamborghini Huracan GT3	PROAM	2	233.2	24	232.7	7	232.7	25	232.7	29	232.7	31	232.8
4	333	Rinaldi Racing	DEU	Rinat Salikhov	RUS	Bronze	David Perel	ZAF	Silver	Ferrari 488 GT3	PROAM	3	233.2	21	232.7	6	231.7	8	230.7	20	230.7	28	231.8
5	11	RS Racing	ITA	Daniele Di Amato	ITA	Silver	Andrea Bertolini	ITA	Platinum	Ferrari 488 GT3	PRO	2	232.7	6	232.7	8	232.2	23	231.7	21	231.7	22	232.2
6	12	Ombra Racing	ITA	Fernando Rees	BRA	Gold	Damiano Fioravanti	ITA	Silver	Lamborghini Huracan GT3	PRO	3	232.7	6	232.7	8	232.2	9	232.2	13	232.2	19	232.4
7	20	SPS Automotive Performance	DEU	Valentin Pierburg	DEU	Bronze	Tom Onslow-Cole	GBR	Gold	Mercedes AMG GT3	PROAM	4	232.7	7	232.2	28	232.2	32	231.2	11	231.2	19	231.9
8	63	Imperiale Racing	ITA	Giovanni Venturini	ITA	Gold	Jeroen Mul	NLD	Silver	Lamborghini Huracan GT3	PRO	4	232.7	8	232.2	12	231.7	2	231.7	7	231.7	11	232.0
9	71	Luzich Racing	USA	Alexander West	SWE	Bronze	Michele Rugolo	ITA	Gold	Ferrari 488 GT3	PROAM	5	232.2	6	231.7	7	230.7	8	230.7	17	230.7	20	231.2
10	77	Olimp Racing	POL	Marcin Jedlinski	POL	Bronze	Mateusz Lisowski	POL	Silver	Audi R8 LMS	PROAM	6	232.2	17	232.2	29	231.7	23	231.7	28	230.7	2	231.7
11	99	Sports and You	PRT	António Coimbra	PRT	Bronze	Luis Silva	PRT	Bronze	Mercedes AMG GT3	AM	1	232.2	26	231.7	24	231.2	20	231.2	23	231.2	28	231.5
12	7	RACE / BMW Team Teo Martín	ESP	Márcio Basso	BRA	Bronze	Thiago Marques	BRA	Bronze	BMW M6 GT3	AM	2	231.7	2	214.7	1							223.2
13	16	Drivex School	ESP	Marcelo Hahn	BRA	Bronze	Allam Khodair	BRA	Gold	Mercedes AMG GT3	PROAM	7	231.7	18	230.7	8	230.7	15	230.7	16	230.2	7	230.8
14	41	Drivex School	ESP	"Caca Bueno"	BRA	Platinum	Ricardo Baptista	BRA	Bronze	Mercedes AMG GT3	PROAM	8	231.7	25	231.2	23	231.2	32	230.7	7	230.7	8	231.1
15	66	Vincenzo Sospiri Racing	ITA	Giulio Borlenghi	BRA	Bronze	Andrzej Lewandowski	POL	Bronze	Lamborghini Huracan GT3	AM	3	231.7	7	230.7	2	230.7	6	230.7	20	230.7	24	230.9
16	96	Optimum Motorsport	GBR	Bradley Ellis	GBR	Silver	Oliver Wilkinson	GBR	Bronze	Audi R8 LMS	PROAM	9	231.7	8	231.2	7	231.2	11	231.2	21	230.7	6	231.2
17	6	Vincenzo Sospiri Racing	ITA	Edoardo Liberati	ITA	Silver	Kang Ling	CHN	Silver	Lamborghini Huracan GT3	PRO	5	231.2	7	231.2	8	230.7	9	230.7	24	230.2	10	230.8
18	74	HTP Motorsport / MS Racing	AUT	Alexander Hrachowina	AUT	Bronze	Martin Konrad	AUT	Bronze	Mercedes AMG GT3	AM	4	231.2	12	230.2	6	230.2	7	230.2	9	230.2	11	230.4
19	9	ARC Bratislava	SVK	Miro Konôpka	SVK	Bronze	Zdeno Mikulasko	SVK	Bronze	Lamborghini Huracan GT3	AM	5	230.7	2	217.7	1							224.2
20	28	Daiko Lazarus Racing	ITA	Toby Sowery	GBR	Silver	Giuseppe Cipriani	ITA	Bronze	Lamborghini Huracan GT3	PROAM	10	230.7	2	226.8	3	204.1	1	81.6	4			185.8
21	51	Luzich Racing	USA	Alessandro Pier Guidi	ITA	Platinum	Mikkel Mac	DNK	Gold	Ferrari 488 GT3	PRO	6	230.2	19	230.2	20	229.7	24	229.2	18	229.2	21	229.7
22	90	Target Racing	ITA	Alberto Di Folco	ITA	Silver	Stefano Costantini	ITA	Bronze	Lamborghini Huracan GT3	PROAM	11	230.2	2	212.5	1							221.4
23	3	RACE / BMW Team Teo Martín	ESP	Lourenço Beirão da Veiga	PRT	Silver	Juan Cruz Álvarez	ARG	Silver	BMW M6 GT3	PRO	7	229.7	6	229.2	8	228.8	9	228.3	7	226.4	2	228.5
24	25	Imperiale Racing	ITA	Riccardo Agostini	ITA	Gold	Rik Breukers	NLD	Silver	Lamborghini Huracan GT3	PRO	8	229.7	26	229.7	29	229.2	12	229.2	14	229.2	15	229.4
25	33	Rinaldi Racing	DEU	Christian Hook	DEU	Bronze	Daniel Keilwitz	DEU	Bronze	Ferrari 488 GT3	PROAM	12	229.7	23	229.7	25	229.7	26	229.7	28	229.2	21	229.6
26	52	Luzich Racing	USA	Marco Cioci	ITA	Gold	Daniel Serra	BRA	Gold	Ferrari 488 GT3	PRO	9	229.7	8	229.7	11	229.7	12	229.7	14	229.2	2	229.6



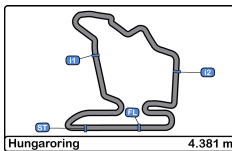


Hungaroring
International GT Open
Race - 2
Fastest Laps Sequence



Lap	Time of Day	Session Time	Nº	Entrant/Team	Nat	Driver 1	Nat	Status	Driver 2	Nat	Status	Vehicle	Cat	Time	Km/h
6	14:26:43.247	13:11.247	16	Drivex School	ESP	Marcelo Hahn	BRA	Bronze	<u>Allam Khodair</u>	BRA	Gold	Mercedes AMG GT3	PROAM	1:45.065	150.1
7	14:28:28.014	14:56.014	16	Drivex School	ESP	Marcelo Hahn	BRA	Bronze	<u>Allam Khodair</u>	BRA	Gold	Mercedes AMG GT3	PROAM	1:44.767	150.5
14	14:42:58.793	29:26.793	74	HTP Motorsport / MS Racing	AUT	Alexander Hrachowina	AUT	Bronze	<u>Martin Konrad</u>	AUT	Bronze	Mercedes AMG GT3	AM	1:44.707	150.6
15	14:44:18.362	30:46.362	27	Daiko Lazarus Racing	ITA	<u>Fabrizio Crestani</u>	ITA	Silver	Miguel Ramos	PRT	Bronze	Lamborghini Huracan GT3	PROAM	1:44.457	150.9





Hungaroring International GT Open

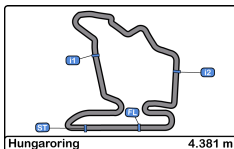
Race - 2

Event Best Maximum Speed



Nº	Entrant/Team	Nat	Driver 1	Nat	Status	Driver 2	Nat	Status	Vehicle	Cat	Km/h	Session
41	Drivex School	ESP	"Caca Bueno"	BRA	Platinum	Ricardo Baptista	BRA	Bronze	Mercedes AMG GT3	PROAM	250.5	Free Practice - 1
47	RACE / BMW Team Teo Martín	ESP	Fran Rueda	ESP	Silver	Andrés Saravia	GTM	Silver	BMW M6 GT3	PRO	236.3	Race - 1
96	Optimum Motorsport	GBR	Bradley Ellis	GBR	Silver	Oliver Wilkinson	GBR	Bronze	Audi R8 LMS	PROAM	235.2	Free Practice - 2
3	RACE / BMW Team Teo Martín	ESP	Lourenço Beirão da Veiga	PRT	Silver	Juan Cruz Álvarez	ARG	Silver	BMW M6 GT3	PRO	235.2	Free Practice - 2
19	Imperiale Racing	ITA	Jiatong Liang	CHN	Bronze	Raffaele Giammaria	ITA	Gold	Lamborghini Huracan GT3	PROAM	234.7	Race - 2
20	SPS Automotive Performance	DEU	Valentin Pierburg	DEU	Bronze	Tom Onslow-Cole	GBR	Gold	Mercedes AMG GT3	PROAM	234.2	Free Practice - 1
16	Drivex School	ESP	Marcelo Hahn	BRA	Bronze	Allam Khodair	BRA	Gold	Mercedes AMG GT3	PROAM	234.2	Free Practice - 1
12	Ombra Racing	ITA	Fernando Rees	BRA	Gold	Damiano Fioravanti	ITA	Silver	Lamborghini Huracan GT3	PRO	234.2	Free Practice - 1
28	Daiko Lazarus Racing	ITA	Toby Sowery	GBR	Silver	Giuseppe Cipriani	ITA	Bronze	Lamborghini Huracan GT3	PROAM	233.7	Free Practice - 1
63	Imperiale Racing	ITA	Giovanni Venturini	ITA	Gold	Jeroen Mul	NLD	Silver	Lamborghini Huracan GT3	PRO	233.7	Qualifying - 2 Driver - 2
27	Daiko Lazarus Racing	ITA	Fabrizio Crestani	ITA	Silver	Miguel Ramos	PRT	Bronze	Lamborghini Huracan GT3	PROAM	233.2	Free Practice - 1
77	Olimp Racing	POL	Marcin Jedlinski	POL	Bronze	Mateusz Lisowski	POL	Silver	Audi R8 LMS	PROAM	233.2	Free Practice - 1
74	HTP Motorsport / MS Racing	AUT	Alexander Hrachowina	AUT	Bronze	Martin Konrad	AUT	Bronze	Mercedes AMG GT3	AM	233.2	Free Practice - 1
333	Rinaldi Racing	DEU	Rinat Salikhov	RUS	Bronze	David Perel	ZAF	Silver	Ferrari 488 GT3	PROAM	233.2	Free Practice - 1
33	Rinaldi Racing	DEU	Christian Hook	DEU	Bronze	Daniel Keilwitz	DEU	Bronze	Ferrari 488 GT3	PROAM	232.7	Free Practice - 1
7	RACE / BMW Team Teo Martín	ESP	Márcio Basso	BRA	Bronze	Thiago Marques	BRA	Bronze	BMW M6 GT3	AM	232.7	Free Practice - 1
11	RS Racing	ITA	Daniele Di Amato	ITA	Silver	Andrea Bertolini	ITA	Platinum	Ferrari 488 GT3	PRO	232.7	Free Practice - 1
99	Sports and You	PRT	António Coimbra	PRT	Bronze	Luis Silva	PRT	Bronze	Mercedes AMG GT3	AM	232.7	Free Practice - 1
90	Target Racing	ITA	Alberto Di Folco	ITA	Silver	Stefano Costantini	ITA	Bronze	Lamborghini Huracan GT3	PROAM	232.7	Free Practice - 1
71	Luzich Racing	USA	Alexander West	SWE	Bronze	Michele Rugolo	ITA	Gold	Ferrari 488 GT3	PROAM	232.2	Free Practice - 2
51	Luzich Racing	USA	Alessandro Pier Guidi	ITA	Platinum	Mikkel Mac	DNK	Gold	Ferrari 488 GT3	PRO	232.2	Qualifying - 2 Driver - 2
66	Vincenzo Sospiri Racing	ITA	Giulio Borlenghi	BRA	Bronze	Andrzej Lewandowski	POL	Bronze	Lamborghini Huracan GT3	AM	231.7	Free Practice - 2
6	Vincenzo Sospiri Racing	ITA	Edoardo Liberati	ITA	Silver	Kang Ling	CHN	Silver	Lamborghini Huracan GT3	PRO	231.7	Free Practice - 2
52	Luzich Racing	USA	Marco Cioci	ITA	Gold	Daniel Serra	BRA	Gold	Ferrari 488 GT3	PRO	231.7	Qualifying - 2 Driver - 2
25	Imperiale Racing	ITA	Riccardo Agostini	ITA	Gold	Rik Breukers	NLD	Silver	Lamborghini Huracan GT3	PRO	231.7	Qualifying - 2 Driver - 2
9	ARC Bratislava	SVK	Miro Konôpka	SVK	Bronze	Zdeno Mikulasko	SVK	Bronze	Lamborghini Huracan GT3	AM	230.7	Qualifying - 2 Driver - 2
5	Olimp Racing	POL	Stanislaw Jedlinski	POL	Bronze				Audi R8 LMS	AM	225.9	Free Practice - 1





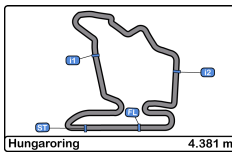
Hungaroring
International GT Open
Race - 2
Lap Chart



LAP

Nr	Po	Grid	1	2	3	4	5	6	7	8	9	10	11	12	13	14	15	16	17	18	19	20	21	22	23	24	25	26	27	28	29	30	31	32	
16	1	16	16	16	16	16	16	16	16	16	16	16	16	16	16	16	16	16	16	16	16	16	16	16	16	16	16	16	16	16	16	16	16		
25	2	25	25	25	25	25	25	25	25	25	25	25	25	25	25	25	19	19	19	25	25	25	25	25	25	25	25	25	25	25	25	25	25	25	
52	3	52	51	51	51	51	51	51	51	51	51	51	51	51	52	52	96	96	96	6	6	6	6	6	6	6	6	6	6	6	6	6	6	6	
47	4	47	47	47	47	47	47	52	52	52	52	52	52	52	51	19	71	71	333	19	19	12	12	12	12	12	12	12	12	12	12	12	12	12	
51	5	51	52	52	52	52	52	47	47	47	47	47	47	47	19	19	96	41	333	25	12	12	63	63	63	63	63	63	63	63	63	63	63	63	
12	6	12	6	6	6	6	6	6	6	6	6	6	6	6	47	96	71	333	25	6	63	63	19	19	19	19	19	19	47	47	47	47	47	47	
96	7	96	96	96	96	96	96	96	96	96	96	96	96	19	96	71	41	25	6	12	47	47	47	47	47	47	47	47	71	71	71	71	71	71	
6	8	6	11	11	11	11	11	11	11	11	11	11	11	19	19	19	96	63	63	333	6	12	63	96	71	71	71	71	71	19	19	19	19	19	19
19	9	19	19	19	19	19	19	19	19	19	12	12	12	12	6	41	66	12	63	47	71	96	96	96	77	77	77	77	77	77	77	77	77	77	
11	10	11	333	333	333	333	333	333	333	333	71	71	71	63	71	333	6	63	47	71	77	77	77	96	96	96	96	96	96	96	96	96	96	96	
333	11	333	12	12	12	12	12	12	12	12	63	63	63	71	12	66	12	47	41	41	41	41	51	333	333	333	333	333	333	333	333	333	333	333	
63	12	63	71	71	71	71	71	71	71	71	27	27	27	27	41	6	63	52	77	77	51	51	333	51	52	52	52	52	52	52	52	52	52	52	
71	13	71	63	63	63	63	63	63	63	63	77	41	41	41	27	12	47	77	51	51	52	52	41	52	11	11	11	11	11	11	11	11	11	11	
90	14	90	7	77	77	77	77	77	77	27	41	77	77	77	333	47	77	51	52	52	333	333	52	41	41	41	27	27	27	27	27	27	27	27	
77	15	77	77	27	27	27	27	27	27	77	66	66	66	333	66	77	51	11	11	11	11	11	11	11	27	27	41	41	41	41	41	41	41	41	
3	16	3	9	28	41	41	41	41	41	41	333	333	333	11	11	11	11	27	27	27	27	27	27	33	33	33	33	33	33	33	33	33	33		
7	17	7	90	41	28	3	3	3	3	3	11	11	11	20	20	27	27	33	33	33	33	33	33	20	66	66	66	66	66	66	66	66	66		
41	18	41	27	20	3	20	20	20	66	66	20	20	20	66	77	33	33	66	20	20	20	20	20	20	51	99	99	99	99	99	99	99	99	99	
20	19	20	41	3	20	66	66	66	20	20	33	33	33	33	33	20	20	20	66	66	66	66	66	66	66	51	74	74	74	74	20	20	20	20	
9	20	9	28	66	66	33	33	33	33	33	3	99	99	99	99	99	99	99	99	99	99	99	99	99	99	74	20	20	20	20	74	74	74	74	
27	21	27	3	33	33	99	99	99	99	99	99	74	74	74	74	74	74	74	74	74	74	74	74	74	74	20									
66	22	66	20	99	99	74	74	74	74	74	74																								
28	23	28	66	74	74	28																													
99	24	99	33																																
33	25	33	99																																
74	26	74	74																																

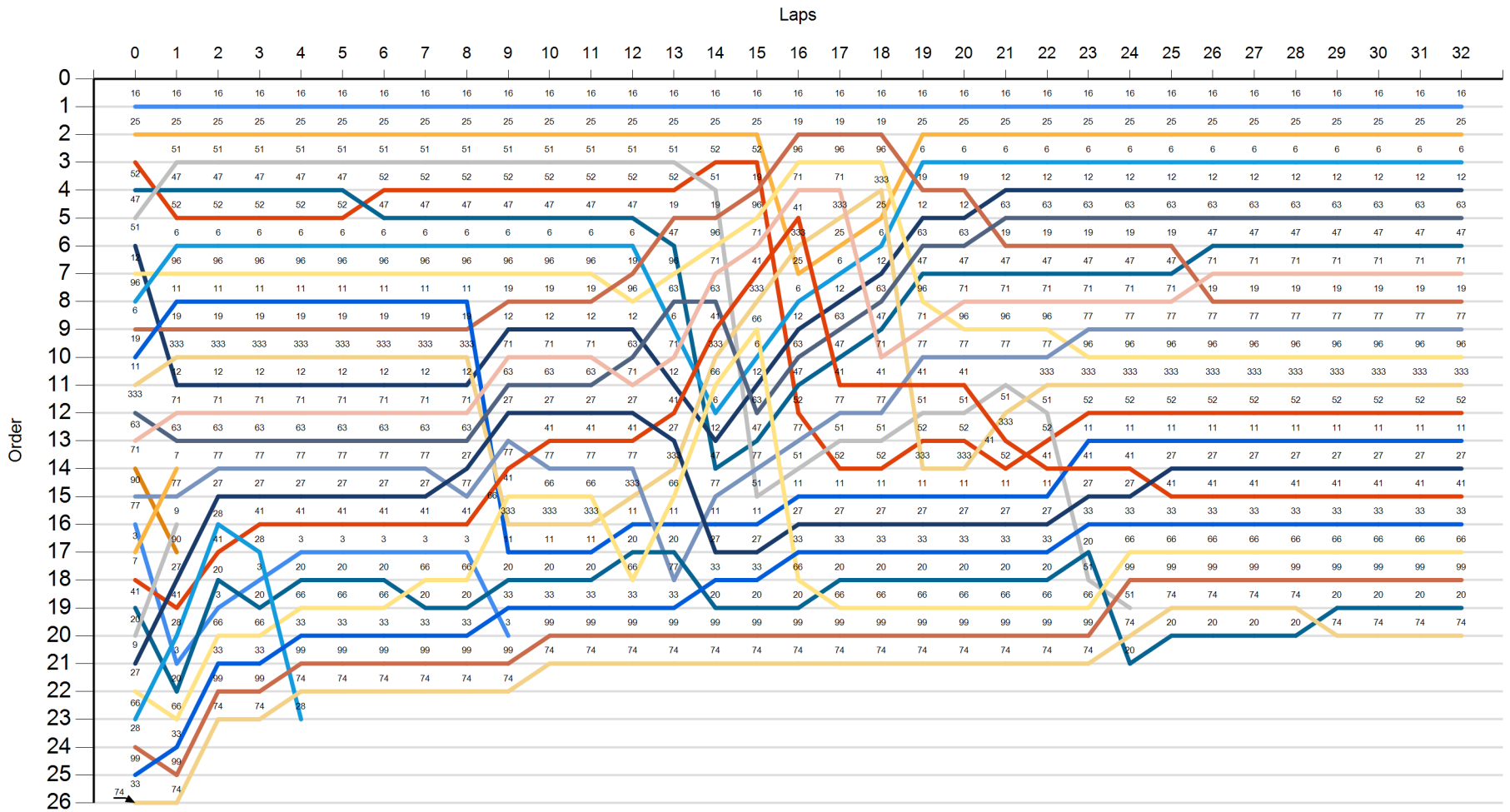


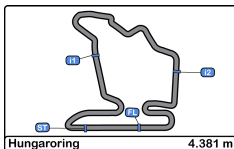


Hungaroring
International GT Open
Race - 2
Graphic Lap Chart



- 16
- 25
- 52
- 47
- 51
- 12
- 96
- 6
- 19
- 11
- 333
- 63
- 71
- 90
- 77
- 3
- 7
- 41
- 20
- 9
- 27
- 66
- 28
- 99
- 33
- 74





Hungaroring
International GT Open
Race - 2
Pit Stop Analysis



Nr.	In Day Time	Entrant/Team	Nat	Driver 1	Nat	Status	Driver 2	Nat	Status	Vehicle	Cat	In Time	Stop Nº	Pit Time	Handicap	Penalty
77	14:37:42.216	Olimp Racing	POL	<u>Marcin Jedlinski</u>	POL	Bronze	Mateusz Lisowski	POL	Silver	Audi R8 LMS	PROAM	24:10.629	1	1:07.220	1:05	
33	14:38:02.065	Rinaldi Racing	DEU	<u>Christian Hook</u>	DEU	Bronze	Daniel Keilwitz	DEU	Bronze	Ferrari 488 GT3	PROAM	24:30.478	1	1:04.535	1:05	-0.465
99	14:38:05.671	Sports and You	PRT	António Coimbra	PRT	Bronze	<u>Luis Silva</u>	PRT	Bronze	Mercedes AMG GT3	AM	24:34.083	1	1:12.916	1:05	
74	14:38:07.132	HTP Motorsport / MS Racing	AUT	<u>Alexander Hrachowina</u>	AUT	Bronze	Martin Konrad	AUT	Bronze	Mercedes AMG GT3	AM	24:35.544	1	1:23.215	1:20	
47	14:39:14.348	RACE / BMW Team Teo Martín	ESP	<u>Fran Rueda</u>	ESP	Silver	Andrés Saravia	GTM	Silver	BMW M6 GT3	PRO	25:42.760	1	1:11.364	1:10	
6	14:39:17.185	Vincenzo Sospiri Racing	ITA	<u>Edoardo Liberati</u>	ITA	Silver	Kang Ling	CHN	Silver	Lamborghini Huracan GT3	PRO	25:45.597	1	1:06.632	1:05	
12	14:39:19.750	Ombra Racing	ITA	<u>Fernando Rees</u>	BRA	Gold	Damiano Fioravanti	ITA	Silver	Lamborghini Huracan GT3	PRO	25:48.162	1	1:05.453	1:05	
27	14:39:26.275	Daiko Lazarus Racing	ITA	Fabrizio Crestani	ITA	Silver	<u>Miguel Ramos</u>	PRT	Bronze	Lamborghini Huracan GT3	PROAM	25:54.687	1	1:24.643	1:25	-0.357
11	14:39:35.403	RS Racing	ITA	<u>Daniele Di Amato</u>	ITA	Silver	Andrea Bertolini	ITA	Platinum	Ferrari 488 GT3	PRO	26:03.815	1	1:06.877	1:05	
20	14:39:36.566	SPS Automotive Performance	DEU	<u>Valentin Pierburg</u>	DEU	Bronze	Tom Onslow-Cole	GBR	Gold	Mercedes AMG GT3	PROAM	26:04.978	1	1:26.618	1:25	
51	14:40:58.083	Luzich Racing	USA	<u>Alessandro Pier Guidi</u>	ITA	Platinum	Mikkel Mac	DNK	Gold	Ferrari 488 GT3	PRO	27:26.496	1	1:26.806	1:25	
63	14:41:05.645	Imperiale Racing	ITA	<u>Giovanni Venturini</u>	ITA	Gold	Jeroen Mul	NLD	Silver	Lamborghini Huracan GT3	PRO	27:34.057	1	1:04.951	1:05	-0.049
25	14:42:36.639	Imperiale Racing	ITA	Riccardo Agostini	ITA	Gold	<u>Rik Breukers</u>	NLD	Silver	Lamborghini Huracan GT3	PRO	29:05.052	1	1:15.111	1:15	
52	14:42:43.553	Luzich Racing	USA	Marco Cioci	ITA	Gold	<u>Daniel Serra</u>	BRA	Gold	Ferrari 488 GT3	PRO	29:11.966	1	1:22.444	1:20	
66	14:43:14.709	Vincenzo Sospiri Racing	ITA	Giulio Borlenghi	BRA	Bronze	<u>Andrzej Lewandowski</u>	POL	Bronze	Lamborghini Huracan GT3	AM	29:43.121	1	1:13.518	1:10	
41	14:44:45.393	Drivex School	ESP	<u>"Caca Bueno"</u>	BRA	Platinum	Ricardo Baptista	BRA	Bronze	Mercedes AMG GT3	PROAM	31:13.805	1	1:06.177	1:05	
71	14:46:23.901	Luzich Racing	USA	Alexander West	SWE	Bronze	<u>Michele Rugolo</u>	ITA	Gold	Ferrari 488 GT3	PROAM	32:52.314	1	1:06.756	1:05	
16	14:47:48.456	Drivex School	ESP	Marcelo Hahn	BRA	Bronze	<u>Allam Khodair</u>	BRA	Gold	Mercedes AMG GT3	PROAM	34:16.868	1	1:07.605	1:05	
19	14:48:04.796	Imperiale Racing	ITA	Jiatong Liang	CHN	Bronze	<u>Raffaele Giammaria</u>	ITA	Gold	Lamborghini Huracan GT3	PROAM	34:33.208	1	1:05.216	1:05	
96	14:48:09.728	Optimum Motorsport	GBR	<u>Bradley Ellis</u>	GBR	Silver	Oliver Wilkinson	GBR	Bronze	Audi R8 LMS	PROAM	34:38.140	1	1:06.843	1:05	
333	14:48:23.716	Rinaldi Racing	DEU	Rinat Salikhov	RUS	Bronze	<u>David Perel</u>	ZAF	Silver	Ferrari 488 GT3	PROAM	34:52.128	1	1:03.797	1:05	-1.203
51	14:56:30.684	Luzich Racing	USA	<u>Alessandro Pier Guidi</u>	ITA	Platinum	Mikkel Mac	DNK	Gold	Ferrari 488 GT3	PRO	42:59.096	2	22.130	1:25	-2.870
20	14:58:31.116	SPS Automotive Performance	DEU	<u>Valentin Pierburg</u>	DEU	Bronze	Tom Onslow-Cole	GBR	Gold	Mercedes AMG GT3	PROAM	44:59.528	2	22.183	1:25	-2.817

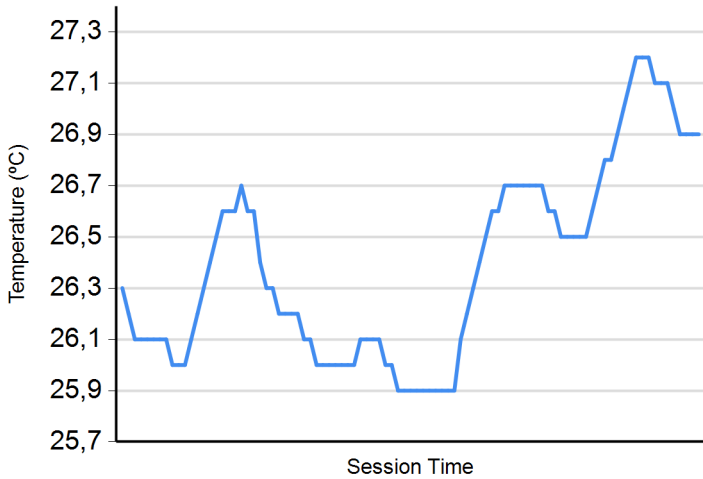




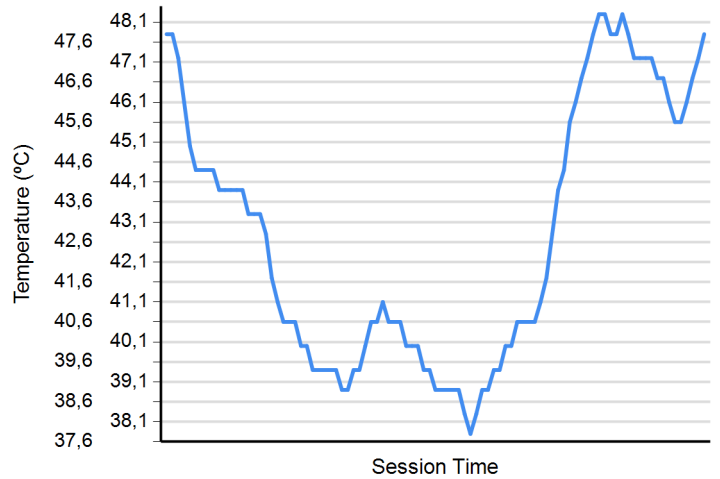
Hungaroring
International GT Open
Race - 2
Weather Report



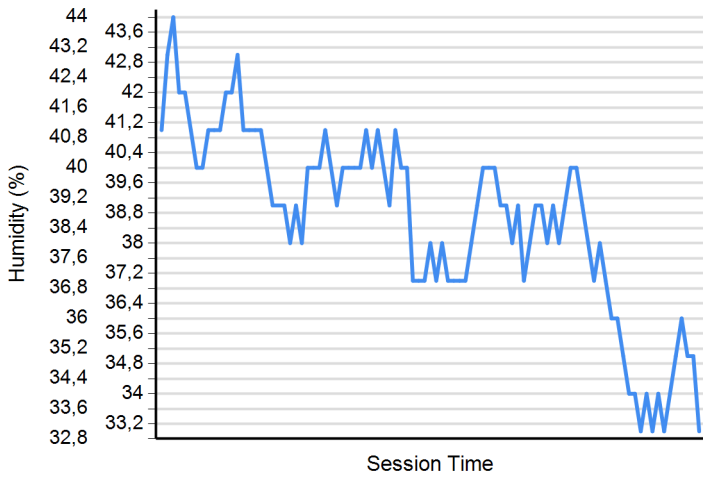
Air Temperature



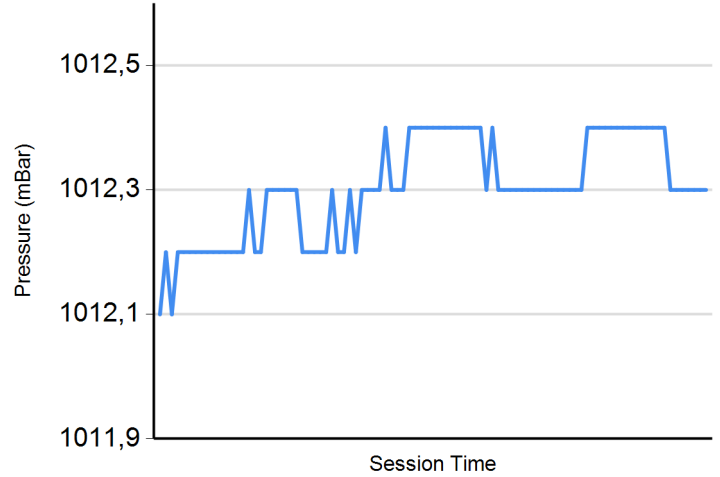
Track Temperature



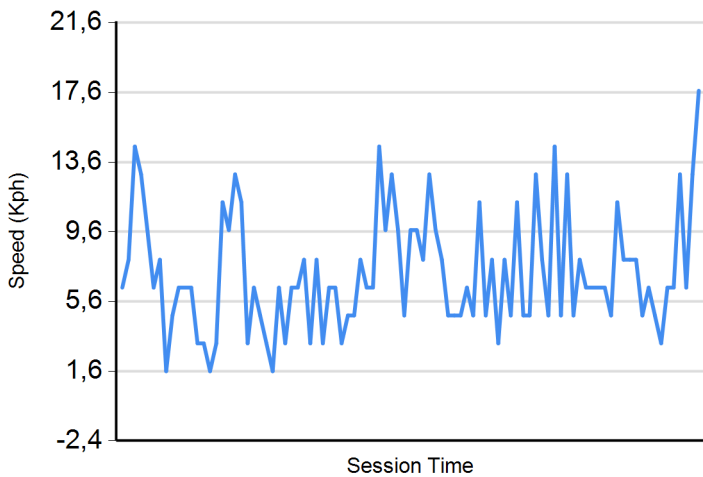
Humidity



Pressure



Wind Speed



Wind direction

North = 0°/360° Est = 90° South = 180° West = 270°

