

Autodromo Nazionale Monza
International GT Open
Free Practice - 1
Provisional Results



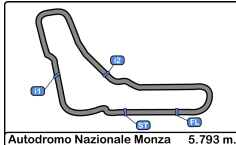
Cls	Nº	Entrant/Team	Nat	Driver 1	Nat	Driver 2	Nat	Vehicle	Cat	Cls	Laps	Best	Time	Gap	Interval	Km/h
1	11	RS Racing	ITA	Daniele Di Amato	ITA	Silver	ITA	Ferrari 488 GT3	PRO	1	23	19	1:49.011			191.3
2	91	Target Racing	ITA	Bernard Delhez	BEL	Bronze	ITA	Lamborghini Huracan GT3	AM	1	23	3	1:49.170	0.159	0.159	191.0
3	333	Rinaldi Racing	DEU	Rinat Salikhov	RUS	Bronze	ZAF	Ferrari 488 GT3	PROAM	1	22	13	1:49.208	0.197	0.038	190.9
4	72	Lechner Racing	AUT	Mario Plachutta	AUT	Bronze	DEU	Mercedes AMG GT3	PROAM	2	22	9	1:49.281	0.270	0.073	190.8
5	96	Optimum Motorsport	GBR	Bradley Ellis	GBR	Silver	GBR	Audi R8 LMS	PROAM	3	25	6	1:49.392	0.381	0.111	190.6
6	8	Honda Racing Team JAS	ITA	Bertrand Baguette	BEL	Platinum	ARG	Honda NSX GT3	PRO	2	22	14	1:49.455	0.444	0.063	190.5
7	12	Ombra Racing	ITA	Stefano Gattuso	ITA	Silver	ITA	Lamborghini Huracan GT3	PRO	3	23	22	1:49.469	0.458	0.014	190.5
8	19	Imperiale Racing	ITA	Jiatong Liang	CHN	Bronze	ITA	Lamborghini Huracan GT3	PROAM	4	23	11	1:49.502	0.491	0.033	190.4
9	28	Daiko Lazarus Racing	ITA	Toby Sowery	GBR	Silver	ITA	Lamborghini Huracan GT3	PROAM	5	18	10	1:49.616	0.605	0.114	190.2
10	63	Imperiale Racing	ITA	Giovanni Venturini	ITA	Gold	NLD	Lamborghini Huracan GT3	PRO	4	24	23	1:49.646	0.635	0.030	190.2
11	20	SPS Automotive Performance	DEU	Valentin Pierburg	DEU	Bronze	GBR	Mercedes AMG GT3	PROAM	6	22	8	1:49.704	0.693	0.058	190.1
12	51	Luzich Racing	USA	Alessandro Pier Guidi	ITA	Platinum	DNK	Ferrari 488 GT3	PRO	5	23	10	1:49.768	0.757	0.064	189.9
13	6	Vincenzo Sospiri Racing	ITA	Nicolas Costa	BRA	Silver	CHN	Lamborghini Huracan GT3	PRO	6	22	8	1:49.773	0.762	0.005	189.9
14	71	Luzich Racing	USA	Alexander West	SWE	Bronze	ITA	Ferrari 488 GT3	PROAM	7	24	20	1:49.960	0.949	0.187	189.6
15	25	Imperiale Racing	ITA	Riccardo Agostini	ITA	Gold	NLD	Lamborghini Huracan GT3	PRO	7	25	5	1:49.981	0.970	0.021	189.6
16	90	Target Racing	ITA	Alberto Di Folco	ITA	Silver	ITA	Lamborghini Huracan GT3	PRO	8	20	10	1:50.010	0.999	0.029	189.5
17	27	Daiko Lazarus Racing	ITA	Fabrizio Crestani	ITA	Silver	PRT	Lamborghini Huracan GT3	PROAM	8	22	6	1:50.106	1.095	0.096	189.4
18	33	Rinaldi Racing	DEU	Christian Hook	DEU	Bronze	DEU	Ferrari 488 GT3	PROAM	9	23	9	1:50.284	1.273	0.178	189.1
19	74	HTP Motorsport / MS Racing	AUT	Alexander Hrachowina	AUT	Bronze	AUT	Mercedes AMG GT3	AM	2	22	11	1:50.414	1.403	0.130	188.8
20	52	Luzich Racing	USA	Eddie Cheever III	ITA	Silver	DNK	Ferrari 488 GT3	PROAM	10	22	14	1:50.601	1.590	0.187	188.5
21	9	ARC Bratislava	SVK	Miro Konôpka	SVK	Bronze	SVK	Lamborghini Huracan GT3	AM	3	23	10	1:50.884	1.873	0.283	188.0
22	7	RACE / BMW Team Teo Martín	ESP	Márcio Basso	BRA	Bronze	BRA	BMW M6 GT3	AM	4	23	22	1:50.915	1.904	0.031	188.0
23	47	RACE / BMW Team Teo Martín	ESP	Fran Rueda	ESP	Silver	GTM	BMW M6 GT3	PRO	9	22	12	1:51.018	2.007	0.103	187.8
24	3	RACE / BMW Team Teo Martín	ESP	Lourenço Beirão da Veiga	PRT	Silver	ARG	BMW M6 GT3	PRO	10	7	4	1:51.445	2.434	0.427	187.1
25	16	Drivex School	ESP	Marcelo Hahn	BRA	Bronze	BRA	Mercedes AMG GT3	PROAM	11	10	8	1:52.138	3.127	0.693	185.9
26	41	Drivex School	ESP	Duarte Félix Da Costa	PRT	Bronze	BRA	Mercedes AMG GT3	AM	5	23	17	1:52.184	3.173	0.046	185.8
27	66	Vincenzo Sospiri Racing	ITA	Giulio Borlenghi	BRA	Bronze	POL	Lamborghini Huracan GT3	AM	6	11	6	1:52.426	3.415	0.242	185.4

Published at:.....

Track Temp: 43.3 °C Air Temp: 25.9 °C Humidity: 64 % Track Status: DRY

Stewards:	Race Director:	Timekeeper:
------------------	-----------------------	--------------------





Autodromo Nazionale Monza
International GT Open
Free Practice - 1
Provisional Results by Class



Autodromo Nazionale Monza 5.793 m.

Cls	Nº	Entrant/Team	Nat	Driver 1	Nat	Status	Driver 2	Nat	Status	Vehicle	Cat	Cls	Laps	Best	Time	Gap	Interval	Km/h	
PRO																			
1	11	RS Racing	ITA	Daniele Di Amato	ITA	Silver	Andrea Montermini	ITA	Gold	Ferrari 488 GT3	PRO	1	23	19	1:49.011			191.3	
2	8	Honda Racing Team JAS	ITA	Bertrand Baguette	BEL	Platinum	Esteban Guerrieri	ARG	Gold	Honda NSX GT3	PRO	2	22	14	1:49.455	0.444	0.444	190.5	
3	12	Ombra Racing	ITA	Stefano Gattuso	ITA	Silver	Damiano Fioravanti	ITA	Silver	Lamborghini Huracan GT3	PRO	3	23	22	1:49.469	0.458	0.014	190.5	
4	63	Imperiale Racing	ITA	Giovanni Venturini	ITA	Gold	Jeroen Mul	NLD	Silver	Lamborghini Huracan GT3	PRO	4	24	23	1:49.646	0.635	0.177	190.2	
5	51	Luzich Racing	USA	Alessandro Pier Guidi	ITA	Platinum	Mikkel Mac	DNK	Gold	Ferrari 488 GT3	PRO	5	23	10	1:49.768	0.757	0.122	189.9	
6	6	Vincenzo Sospiri Racing	ITA	Nicolas Costa	BRA	Silver	Kang Ling	CHN	Silver	Lamborghini Huracan GT3	PRO	6	22	8	1:49.773	0.762	0.005	189.9	
7	25	Imperiale Racing	ITA	Riccardo Agostini	ITA	Gold	Rik Breukers	NLD	Silver	Lamborghini Huracan GT3	PRO	7	25	5	1:49.981	0.970	0.208	189.6	
8	90	Target Racing	ITA	Alberto Di Folco	ITA	Silver	Loris Spinelli	ITA	Silver	Lamborghini Huracan GT3	PRO	8	20	10	1:50.010	0.999	0.029	189.5	
9	47	RACE / BMW Team Teo Martin	ESP	Fran Rueda	ESP	Silver	Andrés Saravia	GTM	Silver	BMW M6 GT3	PRO	9	22	12	1:51.018	2.007	1.008	187.8	
10	3	RACE / BMW Team Teo Martin	ESP	Lourenço Beirão da Veiga	PRT	Silver	Juan Cruz Álvarez	ARG	Silver	BMW M6 GT3	PRO	10	7	4	1:51.445	2.434	0.427	187.1	
PROAM																			
1	333	Rinaldi Racing	DEU	Rinat Salikhov	RUS	Bronze	David Perel	ZAF	Silver	Ferrari 488 GT3	PROAM	1	22	13	1:49.208			190.9	
2	72	Lechner Racing	AUT	Mario Plachutta	AUT	Bronze	Thomas Jäger	DEU	Gold	Mercedes AMG GT3	PROAM	2	22	9	1:49.281	0.073	0.073	190.8	
3	96	Optimum Motorsport	GBR	Bradley Ellis	GBR	Silver	Oliver Wilkinson	GBR	Bronze	Audi R8 LMS	PROAM	3	25	6	1:49.392	0.184	0.111	190.6	
4	19	Imperiale Racing	ITA	Jiatong Liang	CHN	Bronze	Raffaele Giammaria	ITA	Gold	Lamborghini Huracan GT3	PROAM	4	23	11	1:49.502	0.294	0.110	190.4	
5	28	Daiko Lazarus Racing	ITA	Toby Sowery	GBR	Silver	Giuseppe Cipriani	ITA	Bronze	Lamborghini Huracan GT3	PROAM	5	18	10	1:49.616	0.408	0.114	190.2	
6	20	SPS Automotive Performance	DEU	Valentin Pierburg	DEU	Bronze	Tom Onslow-Cole	GBR	Gold	Mercedes AMG GT3	PROAM	6	22	8	1:49.704	0.496	0.088	190.1	
7	71	Luzich Racing	USA	Alexander West	SWE	Bronze	Michele Rugolo	ITA	Gold	Ferrari 488 GT3	PROAM	7	24	20	1:49.960	0.752	0.256	189.6	
8	27	Daiko Lazarus Racing	ITA	Fabrizio Crestani	ITA	Silver	Miguel Ramos	PRT	Bronze	Lamborghini Huracan GT3	PROAM	8	22	6	1:50.106	0.898	0.146	189.4	
9	33	Rinaldi Racing	DEU	Christian Hook	DEU	Bronze	Dominik Schwager	DEU	Gold	Ferrari 488 GT3	PROAM	9	23	9	1:50.284	1.076	0.178	189.1	
10	52	Luzich Racing	USA	Eddie Cheever III	ITA	Silver	Nicklas Nielsen	DNK	Bronze	Ferrari 488 GT3	PROAM	10	22	14	1:50.601	1.393	0.317	188.5	
11	16	Drivex School	ESP	Marcelo Hahn	BRA	Bronze	Alan Hellmeister	BRA	Silver	Mercedes AMG GT3	PROAM	11	10	8	1:52.138	2.930	1.537	185.9	
AM																			
1	91	Target Racing	ITA	Bernard Delhez	BEL	Bronze	Stefano Costantini	ITA	Bronze	Lamborghini Huracan GT3	AM	1	23	3	1:49.170			191.0	
2	74	HTP Motorsport / MS Racing	AUT	Alexander Hrachowina	AUT	Bronze	Martin Konrad	AUT	Bronze	Mercedes AMG GT3	AM	2	22	11	1:50.414	1.244	1.244	188.8	
3	9	ARC Bratislava	SVK	Miro Konôpka	SVK	Bronze	Zdeno Mikulasko	SVK	Bronze	Lamborghini Huracan GT3	AM	3	23	10	1:50.884	1.714	0.470	188.0	
4	7	RACE / BMW Team Teo Martin	ESP	Márcio Basso	BRA	Bronze	Guilherme Salas	BRA	Bronze	BMW M6 GT3	AM	4	23	22	1:50.915	1.745	0.031	188.0	
5	41	Drivex School	ESP	Duarte Félix Da Costa	PRT	Bronze	Ricardo Baptista	BRA	Bronze	Mercedes AMG GT3	AM	5	23	17	1:52.184	3.014	1.269	185.8	
6	66	Vincenzo Sospiri Racing	ITA	Giulio Borlenghi	BRA	Bronze	Andrzej Lewandowski	POL	Bronze	Lamborghini Huracan GT3	AM	6	11	6	1:52.426	3.256	0.242	185.4	

Published at:.....

Track Temp: 43.3 °C Air Temp: 25.9 °C Humidity: 64 % Track Status: DRY

Stewards:	Race Director:	Timekeeper:
------------------	-----------------------	--------------------





Autodromo Nazionale Monza
International GT Open
Free Practice - 1
Lap Analysis



3							7								
1 Lourenço Beirão da Veiga							1 Márcio Basso								
BMW M6 GT3							BMW M6 GT3								
PRO							AM								
2 Juan Cruz Álvarez							2 Guilherme Salas								
RACE / BMW Team Teo Martín							RACE / BMW Team Teo Martín								
Lap	D	Time	Sector 1	Sector 2	Sector 3	T. Spd	Elapsed	Lap	D	Time	Sector 1	Sector 2	Sector 3	T. Spd	Elapsed
1		10:59:01.429	10:57:37.577	43.181	40.671	197.0	10:59:01.429	1		10:59:25.946	10:58:00.905	42.392	42.649	139.7	10:59:25.946
2		1:52.796	35.951	38.433	38.412	246.5	11:00:54.225	2		1:58.766	37.064	40.348	41.354	258.9	11:01:24.712
3		1:53.163	36.660	38.348	38.155	274.1	11:02:47.388	3		2:00.118	38.970	40.257	40.891	240.0	11:03:24.830
4		1:51.445	35.315	38.107	38.023	274.1	11:04:38.833	4		1:55.726	36.002	39.517	40.207	233.2	11:05:20.556
5		1:51.568	35.106	38.375	38.087	273.4	11:06:30.401	5		1:56.073	36.128	39.531	40.414	260.8	11:07:16.629
6		2:04.472 P	35.061	40.233	49.178	274.1	11:08:34.873	6		1:55.647	36.063	39.329	40.255	258.3	11:09:12.276
7		5:51.082 P	4:08.131	48.920	54.031	206.1	11:14:25.955	7		2:02.168 P	36.103	39.793	46.272	266.0	11:11:14.444

6							8								
1 Nicolas Costa							1 Bertrand Baguette								
Lamborghini Huracan GT3							Honda NSX GT3								
PRO							PRO								
2 Kang Ling							2 Esteban Guerrieri								
Vincenzo Sospiri Racing							Honda Racing Team JAS								
Lap	D	Time	Sector 1	Sector 2	Sector 3	T. Spd	Elapsed	Lap	D	Time	Sector 1	Sector 2	Sector 3	T. Spd	Elapsed
1		10:57:57.838 P	10:56:20.248	45.273	52.317	138.1	10:57:57.838	1		11:03:43.104	11:02:24.071	39.733	39.300	154.5	11:03:43.104
2		6:16.866	4:55.227	41.301	40.338	206.1	11:04:14.704	2		1:52.196	35.586	38.234	38.376	269.3	11:05:35.300
3		1:52.364	35.544	38.307	38.513	250.5	11:06:07.068	3		1:50.839	35.131	37.880	37.828	268.6	11:07:26.139
4		1:51.498	35.198	38.030	38.270	268.6	11:07:58.566	4		1:50.300	34.922	37.744	37.634	268.6	11:09:16.439
5		1:50.684	34.835	37.825	38.024	273.4	11:09:49.250	5		2:00.030	34.859	46.073	39.098	270.0	11:11:16.469
6		1:50.912	34.844	38.012	38.056	273.4	11:11:40.162	6		1:49.785	34.851	37.467	37.467	270.0	11:13:06.254
7		1:50.184	34.798	37.699	37.687	272.7	11:13:30.346	7		2:01.316 P	38.366	38.787	44.163	270.0	11:15:07.570
8		1:49.773	34.745	37.398	37.630	274.8	11:15:20.119	8		4:29.816	3:08.028	43.454	38.334	146.1	11:19:37.386
9		1:49.956	34.572	37.602	37.782	276.2	11:17:10.075	9		1:52.405	34.795	38.956	38.654	270.6	11:21:29.791
10		1:59.156 P	34.666	38.679	45.811	276.9	11:19:09.231	10		1:49.893	34.757	37.426	37.710	272.0	11:23:19.684
11		7:46.209	6:29.894	38.164	38.151	155.1	11:26:55.440	11		1:57.293 P	34.917	37.783	44.593	273.4	11:25:16.977
12		1:50.227	34.863	37.612	37.752	272.0	11:28:45.667	12		5:18.249	4:03.139	37.581	37.529	208.4	11:30:35.226
13		1:52.316	34.976	38.082	39.258	270.0	11:30:37.983	13		1:49.550	34.787	37.388	37.375	270.0	11:32:24.776
14		1:55.914 P	34.712	37.724	43.478	274.1	11:32:33.897	14		1:49.455	34.811	37.302	37.342	271.3	11:34:14.231
15		5:12.604	3:52.781	39.414	40.409	148.5	11:37:46.501	15		1:55.401 P	34.765	37.369	43.267	268.6	11:36:09.632
16		1:51.312	35.171	38.120	38.021	274.1	11:39:37.813	16		3:58.417	2:35.878	42.448	40.091	169.2	11:40:08.049
17		1:50.803	34.986	38.008	37.809	275.5	11:41:28.616	17		2:00.009 P	35.186	38.156	46.667	272.0	11:42:08.058
18		2:15.646 P	34.943	43.820	56.883	272.0	11:43:44.262	18		9:06.863	7:48.551	38.772	39.540	209.7	11:51:14.921
19		8:27.609	7:10.093	38.316	39.200	208.4	11:52:11.871	19		1:50.341	34.591	37.818	37.932	276.2	11:53:05.262
20		1:50.699	35.127	37.752	37.820	272.7	11:54:02.570	20		1:49.703	34.749	37.556	37.398	272.7	11:54:54.965
21		1:50.345	35.008	37.689	37.648	274.1	11:55:52.915	21		1:49.633	34.619	37.547	37.467	275.5	11:56:44.598
22		2:01.748 P	35.203	38.061	48.484	274.1	11:57:54.663	22		2:02.254 P	36.512	40.180	45.562	235.8	11:58:46.852





Autodromo Nazionale Monza
International GT Open
Free Practice - 1
Lap Analysis



9

1 Miro Konôpka
 Lamborghini Huracan GT3
 AM 2 Zdeno Mikulasko
 ARC Bratislava

12

1 Stefano Gattuso
 Lamborghini Huracan GT3
 PRO 2 Damiano Fioravanti
 Ombra Racing

Lap	D	Time	Sector 1	Sector 2	Sector 3	T. Spd	Elapsed	Lap	D	Time	Sector 1	Sector 2	Sector 3	T. Spd	Elapsed
1		10:58:20.283	10:56:58.896	40.962	40.425	200.0	10:58:20.283	1		10:57:49.684	10:56:20.858	46.665	42.161	165.1	10:57:49.684
2		1:54.377	35.838	39.318	39.221	264.7	11:00:14.660	2		1:56.867	37.376	40.666	38.825	214.2	10:59:46.551
3		1:52.699	35.441	38.739	38.519	268.6	11:02:07.359	3		1:58.249 P	35.573	38.290	44.386	250.0	11:01:44.800
4		1:53.244	36.738	38.129	38.377	266.6	11:04:00.603	4		6:05.794	4:49.095	38.388	38.311	207.2	11:07:50.594
5		1:52.534	35.295	38.486	38.753	269.3	11:05:53.137	5		1:51.221	35.555	37.807	37.859	276.2	11:09:41.815
6		1:51.561	35.326	38.222	38.013	267.9	11:07:44.698	6		1:50.990	35.185	38.018	37.787	266.6	11:11:32.805
7		1:57.824 P	35.033	38.071	44.720	271.3	11:09:42.522	7		1:50.253	34.972	37.567	37.714	271.3	11:13:23.058
8		5:25.491	4:08.427	38.773	38.291	201.8	11:15:08.013	8		1:56.615 P	35.020	37.646	43.949	269.3	11:15:19.673
9		1:51.171	35.044	38.133	37.994	270.0	11:16:59.184	9		3:41.150	2:23.278	39.562	38.310	160.4	11:19:00.823
10		1:50.884	35.074	37.923	37.887	269.3	11:18:50.068	10		1:50.538	35.016	37.676	37.846	268.6	11:20:51.361
11		1:57.666 P	35.207	37.653	44.806	270.6	11:20:47.734	11		1:55.955 P	34.850	37.684	43.421	274.1	11:22:47.316
12		4:44.139	3:27.708	38.228	38.203	209.3	11:25:31.873	12		3:27.049	2:07.479	38.544	41.026	175.0	11:26:14.365
13		1:51.747	35.196	38.527	38.024	271.3	11:27:23.620	13		1:50.245	34.902	37.533	37.810	274.1	11:28:04.610
14		1:51.199	34.933	37.792	38.474	272.0	11:29:14.819	14		1:50.484	34.916	37.529	38.039	276.2	11:29:55.094
15		2:00.500 P	35.123	41.270	44.107	273.4	11:31:15.319	15		1:56.760 P	35.345	37.594	43.821	274.1	11:31:51.854
16		6:33.490	5:08.730	44.006	40.754	183.0	11:37:48.809	16		4:36.833	3:19.699	38.502	38.632	209.7	11:36:28.687
17		1:55.117	36.461	39.220	39.436	258.9	11:39:43.926	17		1:51.105	35.103	37.893	38.109	271.3	11:38:19.792
18		1:53.175	35.858	38.667	38.650	268.6	11:41:37.101	18		1:50.507	34.738	37.784	37.985	275.5	11:40:10.299
19		2:22.091 P	40.076	46.043	55.972	271.3	11:43:59.192	19		2:02.599 P	34.739	37.504	50.356	276.9	11:42:12.898
20		7:16.794	5:56.461	39.304	41.029	202.2	11:51:15.986	20		9:36.659	8:18.116	38.568	39.975	208.8	11:51:49.557
21		1:52.876	35.750	38.675	38.451	270.0	11:53:08.862	21		1:49.748	34.797	37.470	37.481	274.1	11:53:39.305
22		1:52.938	35.588	38.617	38.733	267.9	11:55:01.800	22		1:49.469	34.461	37.450	37.558	276.9	11:55:28.774
23		2:01.577 P	36.055	38.968	46.554	259.6	11:57:03.377	23		2:13.893 P	35.059	47.152	51.682	277.6	11:57:42.667

11

1 Daniele Di Amato
 Ferrari 488 GT3
 PRO 2 Andrea Montermini
 RS Racing

16

1 Marcelo Hahn
 Mercedes AMG GT3
 PROAM 2 Alan Hellmeister
 Drivex School

Lap	D	Time	Sector 1	Sector 2	Sector 3	T. Spd	Elapsed	Lap	D	Time	Sector 1	Sector 2	Sector 3	T. Spd	Elapsed
1		10:57:38.122	10:56:19.294	39.707	39.121	135.3	10:57:38.122	1		10:58:57.189	10:57:22.470	47.530	47.189	172.8	10:58:57.189
2		1:51.356	35.423	38.067	37.866	255.3	10:59:29.478	2		2:10.576	42.602	45.057	42.917	184.3	11:01:07.765
3		1:52.115	35.241	38.707	38.167	271.3	11:01:21.593	3		2:14.642 P	40.355	41.213	53.074	191.8	11:03:22.407
4		1:50.364	35.147	37.766	37.451	269.3	11:03:11.957	4		6:45.493	5:14.689	46.417	44.387	131.0	11:10:07.900
5		1:49.808	34.935	37.419	37.454	272.0	11:05:01.765	5		2:09.200	43.025	42.743	43.432	180.0	11:12:17.100
6		1:49.552	34.690	37.521	37.341	272.7	11:06:51.317	6		2:06.195 P	37.211	40.299	48.685	199.2	11:14:23.295
7		1:57.948 P	35.535	37.799	44.614	273.4	11:08:49.265	7		4:45.164	3:28.352	38.633	38.179	210.1	11:19:08.459
8		7:14.140	5:53.403	41.642	39.095	211.7	11:16:03.405	8		1:52.138	35.199	38.522	38.417	270.0	11:21:00.597
9		1:50.190	34.893	37.746	37.551	271.3	11:17:53.595	9		2:01.694 P	35.834	38.573	47.287	271.3	11:23:02.291
10		1:49.964	34.769	37.531	37.664	271.3	11:19:43.559	10		5:15.822 P	3:49.104	39.472	47.246	208.4	11:28:18.113
11		1:49.742	34.705	37.511	37.526	272.0	11:21:33.301								
12		1:56.732 P	35.064	37.992	43.676	272.7	11:23:30.033								
13		4:06.943	2:48.453	38.064	40.426	211.7	11:27:36.976								
14		1:50.287	34.811	37.822	37.654	272.7	11:29:27.263								
15		1:49.789	34.756	37.468	37.565	272.0	11:31:17.052								
16		1:55.454 P	34.874	37.506	43.074	271.3	11:33:12.506								
17		4:27.581	3:10.569	38.640	38.372	191.4	11:37:40.087								
18		1:49.571	34.736	37.337	37.498	271.3	11:39:29.658								
19		1:49.011	34.609	37.171	37.231	272.7	11:41:18.669								
20		2:22.142 P	35.916	47.108	59.118	272.0	11:43:40.811								
21		8:34.960	7:14.290	38.202	42.468	210.1	11:52:15.771								
22		1:49.329	34.653	37.226	37.450	272.0	11:54:05.100								
23		1:57.364 P	34.846	38.654	43.864	273.4	11:56:02.464								





Autodromo Nazionale Monza
International GT Open
Free Practice - 1
Lap Analysis



19

1 Jiatong Liang
 PROAM
 2 Raffaele Giammaria
 Imperiale Racing

Lamborghini Huracan GT3
 Imperiale Racing

25

1 Riccardo Agostini
 PRO
 2 Rik Breukers
 Imperiale Racing

Lamborghini Huracan GT3

Lap	D	Time	Sector 1	Sector 2	Sector 3	T. Spd	Elapsed	Lap	D	Time	Sector 1	Sector 2	Sector 3	T. Spd	Elapsed
1		10:57:42.461	10:56:16.587	44.302	41.572	136.0	10:57:42.461	1		10:57:44.403	10:56:23.963	41.624	38.816	178.5	10:57:44.403
2		1:51.148	35.201	37.907	38.040	272.7	10:59:33.609	2		1:51.006	35.041	37.870	38.095	270.6	10:59:35.409
3		1:51.072	35.397	37.709	37.966	277.6	11:01:24.681	3		1:50.223	34.785	37.602	37.836	275.5	11:01:25.632
4		1:51.328	35.850	37.657	37.821	270.6	11:03:16.009	4		1:51.705	36.339	37.624	37.742	266.6	11:03:17.337
5		1:50.188	34.816	37.900	37.472	275.5	11:05:06.197	5		1:49.981	34.805	37.616	37.560	278.3	11:05:07.318
6		1:59.524 P	34.919	38.174	46.431	277.6	11:07:05.721	6		1:56.316 P	34.854	37.647	43.815	277.6	11:07:03.634
7		8:13.402	6:57.037	37.942	38.423	211.3	11:15:19.123	7		4:27.208	3:11.433	37.830	37.945	212.1	11:11:30.842
8		1:50.248	34.784	37.828	37.636	275.5	11:17:09.371	8		1:50.094	34.927	37.554	37.613	274.8	11:13:20.936
9		1:57.838	34.725	41.552	41.561	276.2	11:19:07.209	9		1:50.055	34.903	37.442	37.710	274.8	11:15:10.991
10		1:49.874	34.639	37.700	37.535	277.6	11:20:57.083	10		1:57.499 P	34.876	38.191	44.432	276.2	11:17:08.490
11		1:49.502	34.499	37.534	37.469	276.9	11:22:46.585	11		3:19.726	2:02.074	39.561	38.091	210.5	11:20:28.216
12		1:56.796 P	34.830	37.513	44.453	274.8	11:24:43.381	12		1:50.261	34.952	37.607	37.702	273.4	11:22:18.477
13		4:13.820	2:50.096	42.812	40.912	181.8	11:28:57.201	13		1:50.223	34.890	37.661	37.672	275.5	11:24:08.700
14		1:53.498	35.965	38.356	39.177	273.4	11:30:50.699	14		1:55.929 P	35.022	37.674	43.233	274.8	11:26:04.629
15		1:51.231	34.916	38.072	38.243	274.8	11:32:41.930	15		4:43.387	3:23.411	40.030	39.946	208.4	11:30:48.016
16		2:08.049 P	41.140	40.698	46.211	275.5	11:34:49.979	16		1:52.041	35.358	38.229	38.454	272.7	11:32:40.057
17		3:52.256	2:33.067	39.123	40.066	212.1	11:38:42.235	17		1:50.956	35.026	37.939	37.991	274.1	11:34:31.013
18		1:51.848	35.302	38.147	38.399	273.4	11:40:34.083	18		1:50.415	34.982	37.707	37.726	274.8	11:36:21.428
19		2:06.574 P	34.804	38.191	53.579	275.5	11:42:40.657	19		1:50.643	34.934	37.786	37.923	275.5	11:38:12.071
20		9:28.868	8:11.162	39.426	38.280	211.3	11:52:09.525	20		1:56.910 P	34.993	37.883	44.034	274.1	11:40:08.981
21		1:51.156	34.915	38.077	38.164	274.1	11:54:00.681	21		10:51.756	9:34.683	38.624	38.449	211.3	11:51:00.737
22		1:51.455	35.428	38.036	37.991	276.2	11:55:52.136	22		1:50.765	35.024	37.867	37.874	272.0	11:52:51.502
23		2:01.370 P	34.770	38.250	48.350	275.5	11:57:53.506	23		1:51.115	34.970	38.170	37.975	275.5	11:54:42.617

20

1 Valentin Pierburg
 PROAM
 2 Tom Onslow-Cole
 SPS Automotive Performance

Mercedes AMG GT3

25

1 Fabrizio Crestani
 PROAM
 2 Miguel Ramos
 Daiko Lazarus Racing

Lamborghini Huracan GT3

Lap	D	Time	Sector 1	Sector 2	Sector 3	T. Spd	Elapsed	Lap	D	Time	Sector 1	Sector 2	Sector 3	T. Spd	Elapsed
1		10:58:05.941	10:56:48.610	38.791	38.540	209.3	10:58:05.941	1		10:57:17.234	10:55:48.734	45.387	43.113	164.1	10:57:17.234
2		1:50.868	34.917	38.071	37.880	274.1	10:59:56.809	2		1:54.053	37.643	38.459	37.951	183.6	10:59:11.287
3		1:49.745	34.680	37.553	37.512	276.2	11:01:46.554	3		1:50.649	35.200	37.850	37.599	271.3	11:01:01.936
4		1:50.917	35.381	37.964	37.572	276.9	11:03:37.471	4		1:50.585	35.233	37.816	37.536	271.3	11:02:52.521
5		2:01.586 P	38.472	37.772	45.342	276.2	11:05:39.057	5		1:50.173	34.948	37.529	37.696	272.0	11:04:42.694
6		5:26.633	4:09.715	39.122	37.796	209.7	11:11:05.690	6		1:50.106	34.999	37.665	37.442	274.8	11:06:32.800
7		1:49.776	34.697	37.510	37.569	275.5	11:12:55.466	7		1:58.111 P	34.923	37.723	45.465	271.3	11:08:30.911
8		1:49.704	34.741	37.492	37.471	275.5	11:14:45.170	8		5:32.279	4:16.534	37.823	37.922	208.0	11:14:03.190
9		1:57.402 P	35.968	37.992	43.442	276.2	11:16:42.572	9		1:50.455	35.250	37.601	37.604	270.6	11:15:53.645
10		6:39.747	5:23.622	37.941	38.184	120.0	11:23:22.319	10		1:58.362 P	35.017	37.557	45.788	269.3	11:17:52.007
11		1:51.948	34.979	37.597	39.372	276.9	11:25:14.267	11		7:13.745	5:52.412	41.687	39.646	186.2	11:25:05.752
12		1:50.028	34.786	37.596	37.646	276.9	11:27:04.295	12		1:52.128	35.627	38.345	38.156	267.3	11:26:57.880
13		2:00.592 P	34.530	38.532	47.530	279.0	11:29:04.887	13		2:53.820 P	36.001	57.970	1:19.849	243.7	11:29:51.700
14		6:58.678	5:39.857	39.423	39.398	210.1	11:36:03.565	14		4:36.845	3:19.973	38.431	38.441	201.8	11:34:28.545
15		1:53.271	35.900	38.537	38.834	261.5	11:37:56.836	15		1:51.512	35.384	38.076	38.052	269.3	11:36:20.057
16		1:54.974	37.431	38.530	39.013	275.5	11:39:51.810	16		1:51.427	35.134	38.264	38.029	270.6	11:38:11.484
17		1:53.177	35.406	38.548	39.223	274.1	11:41:44.987	17		1:53.764	35.004	40.602	38.158	270.0	11:40:05.248
18		2:25.161 P	41.935	47.733	55.493	156.2	11:44:10.148	18		1:58.756 P	34.855	38.254	45.647	271.3	11:42:04.004
19		7:09.228	5:50.848	39.413	38.967	212.1	11:51:19.376	19		9:14.602	7:56.200	39.673	38.729	199.6	11:51:18.606
20		1:52.658	34.962	38.822	38.874	274.8	11:53:12.034	20		1:51.703	35.162	38.181	38.360	270.6	11:53:10.309
21		1:51.765	34.879	38.529	38.357	274.1	11:55:03.799	21		1:51.974	35.199	38.398	38.377	272.7	11:55:02.283
22		2:06.539 P	37.586	41.548	47.405	209.7	11:57:10.338	22		2:04.300 P	37.030	39.335	47.935	236.3	11:57:06.583





Autodromo Nazionale Monza
International GT Open
Free Practice - 1
Lap Analysis



28							41								
1 Toby Sowery			Lamborghini Huracan GT3				1 Duarte Félix Da Costa			Mercedes AMG GT3					
PROAM			2 Giuseppe Cipriani				AM			2 Ricardo Baptista					
			Daiko Lazarus Racing							Drivex School					
Lap	D	Time	Sector 1	Sector 2	Sector 3	T. Spd	Elapsed	Lap	D	Time	Sector 1	Sector 2	Sector 3	T. Spd	Elapsed
1		10:57:46.657	10:56:21.895	42.613	42.149	133.9	10:57:46.657	1		11:00:08.496	10:58:31.869	50.806	45.821	64.4	11:00:08.496
2		1:51.716	35.193	38.363	38.160	269.3	10:59:38.373	2		2:10.668	41.294	46.085	43.289	182.1	11:02:19.164
3		1:50.933	35.158	37.958	37.817	273.4	11:01:29.306	3		2:00.831	39.160	41.232	40.439	161.1	11:04:19.995
4		1:50.927	34.990	38.160	37.777	273.4	11:03:20.233	4		1:57.031	35.969	41.206	39.856	244.8	11:06:17.026
5		1:50.418	34.960	37.938	37.520	272.7	11:05:10.651	5		2:13.021 P	37.300	44.114	51.607	260.8	11:08:30.047
6		1:50.124	34.844	37.842	37.438	276.2	11:07:00.775	6		6:23.473	4:53.615	45.695	44.163	151.8	11:14:53.520
7		1:50.114	34.722	37.755	37.637	275.5	11:08:50.889	7		2:05.461	40.682	42.269	42.510	210.1	11:16:58.981
8		1:56.047 P	34.850	37.525	43.672	272.7	11:10:46.936	8		2:06.060	38.808	42.500	44.752	186.8	11:19:05.041
9		5:20.887	4:05.240	38.050	37.597	212.1	11:16:07.823	9		2:02.826	36.086	44.422	42.318	239.4	11:21:07.867
10		1:49.616	34.706	37.412	37.498	274.8	11:17:57.439	10		1:53.851	35.837	38.892	39.122	257.1	11:23:01.718
11		1:49.851	34.720	37.551	37.580	274.8	11:19:47.290	11		1:53.087	35.411	39.011	38.665	267.9	11:24:54.805
12		1:59.589 P	37.087	38.831	43.671	276.2	11:21:46.879	12		1:52.440	35.489	38.520	38.431	267.9	11:26:47.245
13		7:04.219	5:45.705	39.086	39.428	173.3	11:28:51.098	13		2:00.733 P	36.384	38.432	45.917	248.8	11:28:47.978
14		1:54.111	36.073	39.054	38.984	272.0	11:30:45.209	14		4:58.096	3:40.365	39.204	38.527	158.8	11:33:46.074
15		1:52.344	35.225	38.400	38.719	272.7	11:32:37.553	15		1:53.073	36.139	38.513	38.421	269.3	11:35:39.147
16		1:59.059 P	35.436	38.621	45.002	272.0	11:34:36.612	16		1:52.866	35.662	38.849	38.355	267.9	11:37:32.013
17		3:47.023	2:28.889	39.164	38.970	161.4	11:38:23.635	17		1:52.184	35.433	38.451	38.300	269.3	11:39:24.197
18		1:52.511	35.724	38.422	38.365	274.1	11:40:16.146	18		1:52.616	35.630	38.734	38.252	270.0	11:41:16.813
19			35.098			274.1		19		2:21.951 P	36.937	47.186	57.828	270.0	11:43:38.764

33							47								
1 Christian Hook			Ferrari 488 GT3				1 Fran Rueda			BMW M6 GT3					
PROAM			2 Dominik Schwager				PRO			2 Andrés Saravia					
			Rinaldi Racing							RACE / BMW Team Teo Martín					
Lap	D	Time	Sector 1	Sector 2	Sector 3	T. Spd	Elapsed	Lap	D	Time	Sector 1	Sector 2	Sector 3	T. Spd	Elapsed
1		10:58:30.521	10:57:10.026	40.569	39.926	192.1	10:58:30.521	1		10:57:53.767 P	10:56:00.199	51.596	1:01.972	138.4	10:57:53.767
2		1:55.945	37.691	39.235	39.019	263.4	11:00:26.466	2		3:35.992	1:57.104	49.511	49.377	143.0	11:01:29.759
3		1:51.755	35.209	38.152	38.394	267.3	11:02:18.221	3		2:26.517	48.316	49.262	48.939	184.3	11:03:56.276
4		1:51.136	35.037	38.096	38.003	269.3	11:04:09.357	4		2:25.359	48.418	47.448	49.493	181.2	11:06:21.635
5		1:50.613	34.869	37.879	37.865	272.0	11:05:59.970	5		2:25.973	48.312	47.389	50.272	180.9	11:08:47.608
6		1:57.474 P	34.931	38.174	44.369	272.0	11:07:57.444	6		2:12.217	43.617	44.001	44.599	206.1	11:10:59.825
7		5:01.428	3:45.097	38.300	38.031	106.2	11:12:58.872	7		2:11.213	43.279	43.628	44.306	208.8	11:13:11.038
8		1:51.127	35.354	37.795	37.978	270.6	11:14:49.999	8		2:17.634	42.854	48.773	46.007	210.5	11:15:28.672
9		1:50.284	34.847	37.790	37.647	270.0	11:16:40.283	9		2:18.591 P	43.343	43.683	51.565	210.1	11:17:47.263
10		1:50.959	34.873	38.329	37.757	270.0	11:18:31.242	10		5:17.882	4:01.541	38.231	38.110	209.7	11:23:05.145
11		1:50.340	34.859	37.709	37.772	270.0	11:20:21.582	11		1:51.222	35.404	37.943	37.875	271.3	11:24:56.367
12		1:50.400	34.819	37.930	37.651	269.3	11:22:11.982	12		1:51.018	35.178	37.892	37.948	272.7	11:26:47.385
13		1:55.966 P	34.928	37.695	43.343	267.3	11:24:07.948	13		1:55.993 P	35.243	37.769	42.981	270.6	11:28:43.378
14		6:09.894	4:53.768	38.014	38.112	210.9	11:30:17.842	14		7:06.084	5:44.465	41.597	40.022	135.5	11:35:49.462
15		1:50.552	34.778	37.977	37.797	272.0	11:32:08.394	15		1:54.067	35.470	39.796	38.801	270.0	11:37:43.529
16		1:58.481 P	34.886	38.945	44.650	268.6	11:34:06.875	16		1:52.537	35.472	38.483	38.582	272.0	11:39:36.066
17		5:12.264	3:53.062	39.603	39.599	197.4	11:39:19.139	17		1:54.950	37.365	38.994	38.591	272.0	11:41:31.016
18		1:53.026	35.459	38.742	38.825	269.3	11:41:12.165	18		2:15.357 P	36.012	42.269	57.076	270.6	11:43:46.373
19		2:17.526 P	35.536	45.873	56.117	268.6	11:43:29.691	19		7:53.052	6:30.290	39.588	43.174	172.2	11:51:39.425
20		8:13.599	6:53.767	40.559	39.273	202.6	11:51:43.290	20		1:52.543	35.099	38.743	38.701	274.1	11:53:31.968
21		1:53.042	35.158	38.980	38.904	270.6	11:53:36.332	21		1:51.851	35.158	38.307	38.386	271.3	11:55:23.819
22		1:52.832	35.365	38.662	38.805	271.3	11:55:29.164	22		2:02.362 P	37.470	40.685	44.207	272.7	11:57:26.181
23		2:19.867 P	37.119	45.811	56.937	220.8	11:57:49.031								





Autodromo Nazionale Monza
International GT Open
Free Practice - 1
Lap Analysis



51							63								
1 Alessandro Pier Guidi			Ferrari 488 GT3				1 Giovanni Venturini			Lamborghini Huracan GT3					
PRO 2 Mikkel Mac			Luzich Racing				PRO 2 Jeroen Mul			Imperiale Racing					
Lap	D	Time	Sector 1	Sector 2	Sector 3	T. Spd	Elapsed	Lap	D	Time	Sector 1	Sector 2	Sector 3	T. Spd	Elapsed
1		11:00:08.258	P 10:58:42.609	39.721	45.928	170.6	11:00:08.258	1		10:57:15.731	P 10:55:51.376	39.284	45.071	127.2	10:57:15.731
2		2:12.489	56.072	38.312	38.105	210.5	11:02:20.747	2		3:36.545	2:20.650	37.976	37.919	209.3	11:00:52.276
3		1:51.063	35.297	38.039	37.727	266.6	11:04:11.810	3		1:50.409	34.788	37.706	37.915	274.1	11:02:42.685
4		1:50.688	35.385	37.763	37.540	267.9	11:06:02.498	4		1:50.173	34.830	37.714	37.629	274.1	11:04:32.858
5		1:50.434	35.063	37.809	37.562	272.7	11:07:52.932	5		1:59.622	P 34.741	37.760	47.121	274.8	11:06:32.480
6		1:50.302	34.996	37.763	37.543	274.1	11:09:43.234	6		5:05.099	3:47.503	38.942	38.654	210.5	11:11:37.579
7		1:56.533	P 34.977	37.750	43.806	272.7	11:11:39.767	7		1:49.915	34.775	37.631	37.509	275.5	11:13:27.494
8		5:33.396	4:17.696	37.974	37.726	188.1	11:17:13.163	8		1:49.956	34.810	37.588	37.558	276.2	11:15:17.450
9		1:50.438	34.993	37.578	37.867	273.4	11:19:03.601	9		1:58.508	P 34.838	38.000	45.670	275.5	11:17:15.958
10		1:49.768	34.890	37.469	37.409	274.8	11:20:53.369	10		4:06.969	2:50.345	38.427	38.197	180.6	11:21:22.927
11		1:55.901	P 34.724	37.621	43.556	275.5	11:22:49.270	11		1:49.735	34.641	37.567	37.527	275.5	11:23:12.662
12		4:42.650	3:26.997	37.667	37.986	211.3	11:27:31.920	12		1:49.943	34.662	37.633	37.648	276.2	11:25:02.605
13		1:50.207	35.002	37.543	37.662	275.5	11:29:22.127	13		1:57.958	P 34.849	37.744	45.365	276.2	11:27:00.563
14		1:57.867	P 34.891	37.620	45.356	275.5	11:31:19.994	14		3:16.127	1:59.009	38.634	38.484	212.5	11:30:16.690
15		3:55.674	2:39.279	38.289	38.106	210.1	11:35:15.668	15		1:49.934	34.884	37.548	37.502	274.8	11:32:06.624
16		1:51.226	35.117	38.247	37.862	273.4	11:37:06.894	16		1:50.024	34.760	37.889	37.375	275.5	11:33:56.648
17		1:50.691	35.123	37.991	37.577	274.1	11:38:57.585	17		1:55.522	P 34.643	37.471	43.408	276.2	11:35:52.170
18		1:50.691	34.951	38.023	37.717	275.5	11:40:48.276	18		4:09.409	2:51.574	38.153	39.682	208.0	11:40:01.579
19		2:04.409	P 34.933	40.993	48.483	275.5	11:42:52.685	19		1:50.260	34.857	37.640	37.763	276.9	11:41:51.839
20		8:30.677	7:07.626	41.878	41.173	194.2	11:51:23.362	20		2:22.348	P 41.580	43.827	56.941	184.6	11:44:14.187
21		1:51.013	35.201	38.084	37.728	276.2	11:53:14.375	21		7:07.643	5:47.866	38.936	40.841	213.0	11:51:21.830
22		1:50.749	34.801	38.364	37.584	275.5	11:55:05.124	22		1:56.174	34.761	41.848	39.565	275.5	11:53:18.004
23		2:07.517	P 36.678	41.620	49.219	246.0	11:57:12.641	23		1:49.646	34.598	37.542	37.506	277.6	11:55:07.650
24								24		2:06.467	P 34.764	41.842	49.861	276.9	11:57:14.117

52							66								
1 Eddie Cheever III			Ferrari 488 GT3				1 Giulio Borlenghi			Lamborghini Huracan GT3					
PROAM 2 Nicklas Nielsen			Luzich Racing				AM 2 Andrzej Lewandowski			Vincenzo Sospiri Racing					
Lap	D	Time	Sector 1	Sector 2	Sector 3	T. Spd	Elapsed	Lap	D	Time	Sector 1	Sector 2	Sector 3	T. Spd	Elapsed
1		11:03:48.057	11:02:21.720	44.815	41.522	103.7	11:03:48.057	1		10:58:00.118	P 10:56:27.700	42.438	49.980	200.7	10:58:00.118
2		1:58.297	38.918	39.969	39.410	219.5	11:05:46.354	2		5:03.066	3:41.583	40.715	40.768	209.3	11:03:03.184
3		1:53.446	36.175	38.429	38.842	239.4	11:07:39.800	3		1:54.475	35.922	39.183	39.370	266.6	11:04:57.659
4		1:57.190	36.306	40.536	40.348	265.3	11:09:36.990	4		1:52.506	35.250	38.330	38.926	272.0	11:06:50.165
5		1:51.970	35.246	38.464	38.260	267.9	11:11:28.960	5		1:53.756	35.276	39.888	38.592	272.7	11:08:43.921
6		1:58.029	P 35.110	37.949	44.970	268.6	11:13:26.989	6		1:52.426	35.296	38.443	38.687	273.4	11:10:36.347
7		4:42.231	3:21.176	41.184	39.871	183.6	11:18:09.220	7		1:58.599	P 35.188	38.369	45.042	274.1	11:12:34.946
8		1:52.509	35.459	38.364	38.686	253.5	11:20:01.729	8		39:16.998	37:56.830	40.122	40.046	205.7	11:51:51.944
9		1:51.182	35.170	37.969	38.043	271.3	11:21:52.911	9		1:54.364	35.803	39.004	39.557	272.0	11:53:46.308
10		1:54.257	35.081	38.352	40.824	270.6	11:23:47.168	10		1:52.470	35.476	38.684	38.310	270.0	11:55:38.778
11		1:51.007	35.012	38.013	37.982	270.6	11:25:38.175	11		2:12.530	P 35.506	38.656	58.368	272.0	11:57:51.308
12		1:59.241	P 34.933	38.399	45.909	272.7	11:27:37.416								
13		4:14.149	2:57.215	38.566	38.368	208.0	11:31:51.565								
14		1:50.601	34.965	37.740	37.896	272.0	11:33:42.166								
15		1:57.113	P 34.959	38.289	43.865	272.0	11:35:39.279								
16		4:20.094	3:03.202	38.471	38.421	168.4	11:39:59.373								
17		1:50.547	34.921	37.838	37.788	272.7	11:41:49.920								
18		2:22.095	P 42.439	42.938	56.718	169.8	11:44:12.015								
19		7:18.524	6:01.327	38.712	38.485	162.4	11:51:30.539								
20		1:52.298	35.348	38.704	38.246	269.3	11:53:22.837								
21		1:51.606	35.213	38.429	37.964	270.6	11:55:14.443								
22		2:02.992	P 35.312	37.887	49.793	268.6	11:57:17.435								





Autodromo Nazionale Monza
International GT Open
Free Practice - 1
Lap Analysis



71							74							
1 Alexander West Ferrari 488 GT3							1 Alexander Hrachowina Mercedes AMG GT3							
PROAM							AM							
2 Michele Rugolo Luzich Racing							2 Martin Konrad HTP Motorsport / MS Racing							
Lap	D	Time	Sector 1	Sector 2	Sector 3	T. Spd	Lap	D	Time	Sector 1	Sector 2	Sector 3	T. Spd	Elapsed
1		10:58:21.851	10:57:00.255	41.462	40.134	161.4	1		10:58:42.923	10:57:22.933	40.370	39.620	183.9	10:58:42.923
2		1:54.183	36.336	39.049	38.798	244.3	2		1:55.201	36.866	39.535	38.800	234.7	11:00:38.124
3		1:54.013	35.435	39.912	38.666	270.0	3		1:52.431	35.758	38.502	38.171	264.0	11:02:30.555
4		1:53.094	35.464	38.865	38.765	269.3	4		1:51.356	35.511	37.980	37.865	268.6	11:04:21.911
5		1:52.796	35.698	38.709	38.389	267.3	5		1:51.905	35.243	38.822	37.840	272.0	11:06:13.816
6		1:52.277	35.250	38.652	38.375	270.6	6		2:01.684 P	35.472	38.225	47.987	270.0	11:08:15.500
7		1:59.110 P	35.400	38.402	45.308	270.6	7		8:48.973	7:30.536	39.734	38.703	194.9	11:17:04.473
8		5:58.896	4:41.071	38.877	38.948	208.8	8		1:51.439	35.464	38.179	37.796	270.6	11:18:55.912
9		1:52.136	35.341	38.382	38.413	270.6	9		1:51.240	35.204	38.294	37.742	270.6	11:20:47.152
10		1:52.196	35.551	38.289	38.356	268.6	10		1:50.656	35.076	37.944	37.636	270.0	11:22:37.808
11		1:53.009	35.380	38.530	39.099	272.0	11		1:50.414	35.048	37.729	37.637	270.0	11:24:28.222
12		1:52.025	35.302	38.340	38.383	270.6	12		1:50.475	35.029	37.710	37.736	270.0	11:26:18.697
13		1:52.942	35.107	39.088	38.747	272.7	13		2:00.850 P	35.856	38.377	46.617	245.4	11:28:19.547
14		1:51.993	35.082	38.419	38.492	273.4	14		4:42.749	3:22.460	40.521	39.768	210.9	11:33:02.296
15		2:00.484 P	36.272	39.381	44.831	209.7	15		1:56.028	35.923	40.598	39.507	266.0	11:34:58.324
16		4:03.144	2:46.653	38.272	38.219	211.7	16		2:00.500	35.463	44.309	40.728	270.0	11:36:58.824
17		1:51.337	35.290	38.135	37.912	270.0	17		1:54.221	35.628	39.258	39.335	270.6	11:38:53.045
18		1:50.435	35.058	37.585	37.792	272.0	18		1:53.961	35.453	39.344	39.164	270.6	11:40:47.006
19		1:50.113	34.951	37.535	37.627	273.4	19		2:09.702 P	36.140	42.098	51.464	270.6	11:42:56.708
20		1:49.960	34.895	37.679	37.386	273.4	20		9:35.563	8:14.283	40.714	40.566	210.1	11:52:32.271
21		2:05.159 P	34.954	37.475	52.730	274.1	21		1:54.950	35.658	39.495	39.797	267.9	11:54:27.221
22		9:29.570	7:49.786	52.630	47.154	136.0	22		2:03.390 P	35.721	39.680	47.989	268.6	11:56:30.611
23		1:54.456	34.967	41.408	38.081	272.0								
24		1:58.730 P	35.014	37.615	46.101	273.4								

72							90							
1 Mario Plachutta Mercedes AMG GT3							1 Alberto Di Folco Lamborghini Huracan GT3							
PROAM							PRO							
2 Thomas Jäger Lechner Racing							2 Loris Spinelli Target Racing							
Lap	D	Time	Sector 1	Sector 2	Sector 3	T. Spd	Lap	D	Time	Sector 1	Sector 2	Sector 3	T. Spd	Elapsed
1		10:59:27.196	10:58:03.204	42.377	41.615	109.6	1		10:57:48.802 P	10:56:01.766	48.625	58.411	173.9	10:57:48.802
2		1:56.642	38.166	39.387	39.089	198.5	2		2:27.214 P	57.457	42.620	47.137	205.3	11:00:16.016
3		1:55.754	37.997	39.576	38.181	227.8	3		5:36.421	4:09.344	43.035	44.042	165.8	11:05:52.437
4		1:50.301	34.974	37.694	37.633	267.9	4		1:51.062	34.985	38.491	37.586	269.3	11:07:43.499
5		1:49.817	34.907	37.528	37.382	268.6	5		1:50.378	34.895	37.798	37.685	273.4	11:09:33.877
6		2:05.178 P	34.737	37.742	52.699	269.3	6		1:50.168	34.813	37.569	37.786	271.3	11:11:24.045
7		9:10.466	7:54.549	38.254	37.663	210.5	7		1:56.931 P	35.221	37.761	43.949	272.0	11:13:20.976
8		1:50.238	34.891	37.991	37.356	269.3	8		8:07.728	6:50.716	37.797	39.215	210.5	11:21:28.704
9		1:49.281	34.816	37.367	37.098	270.6	9		1:50.637	35.012	37.836	37.789	270.6	11:23:19.341
10		1:57.870 P	34.625	37.379	45.866	271.3	10		1:50.010	34.840	37.615	37.555	274.1	11:25:09.351
11		5:56.825	4:36.915	39.801	40.109	178.5	11		1:51.296	34.813	38.126	38.357	275.5	11:27:00.647
12		1:53.376	35.255	38.693	39.428	268.6	12		1:58.043 P	34.464	39.385	44.194	279.0	11:28:58.690
13		1:52.949	35.186	38.385	39.378	268.6	13		9:04.402	7:46.383	39.430	38.589	209.7	11:38:03.092
14		1:53.479	35.802	38.474	39.203	267.9	14		1:50.742	34.999	37.899	37.844	270.0	11:39:53.834
15		1:52.415	35.198	38.299	38.918	269.3	15		1:50.748	35.155	37.480	38.113	270.0	11:41:44.582
16		1:52.649	35.232	38.491	38.926	270.0	16		2:23.139 P	40.700	44.393	58.046	180.9	11:44:07.721
17		1:58.542 P	35.046	38.505	44.991	270.0	17		8:04.829	6:48.551	38.271	38.007	209.7	11:52:12.550
18		10:00.216	8:41.655	38.786	39.775	167.7	18		1:50.548	35.048	37.817	37.683	269.3	11:54:03.098
19		1:52.764	35.326	38.404	39.034	268.6	19		1:51.388	35.053	37.701	38.634	272.7	11:55:54.486
20		1:51.587	35.042	38.087	38.458	272.7	20		2:03.425 P	34.758	37.787	50.880	274.1	11:57:57.911
21		1:51.843	34.969	38.257	38.617	272.0								
22		1:58.833 P	35.162	38.263	45.408	268.6								






Autodromo Nazionale Monza
International GT Open
Free Practice - 1
Lap Analysis



91							333								
1 Bernard Delhez			Lamborghini Huracan GT3				1 Rinat Salikhov			Ferrari 488 GT3					
AM			Target Racing				PROAM			Rinaldi Racing					
2 Stefano Costantini							2 David Perel								
Lap	D	Time	Sector 1	Sector 2	Sector 3	T. Spd	Elapsed	Lap	D	Time	Sector 1	Sector 2	Sector 3	T. Spd	Elapsed
1		10:58:31.623	10:57:14.908	38.772	37.943	173.9	10:58:31.623	1		10:57:59.521	10:56:37.941	39.639	41.941	200.3	10:57:59.521
2		1:50.441	35.062	37.739	37.640	273.4	11:00:22.064	2		1:51.320	35.134	38.197	37.989	268.6	10:59:50.841
3		1:49.170	34.512	37.355	37.303	273.4	11:02:11.234	3		1:50.380	34.947	37.724	37.709	271.3	11:01:41.221
4		1:50.035	34.605	38.249	37.181	275.5	11:04:01.269	4		1:49.952	34.826	37.622	37.504	274.1	11:03:31.173
5		1:50.356	34.910	38.234	37.212	267.9	11:05:51.625	5		1:56.097 P	35.128	37.526	43.443	272.0	11:05:27.270
6		1:49.556	34.451	37.642	37.463	273.4	11:07:41.181	6		10:03.232	8:47.286	38.091	37.855	205.3	11:15:30.502
7		1:57.646 P	34.782	37.754	45.110	273.4	11:09:38.827	7		1:50.186	34.727	37.817	37.642	272.0	11:17:20.688
8		8:56.028	7:35.094	40.682	40.252	201.8	11:18:34.855	8		1:49.732	34.807	37.448	37.477	272.7	11:19:10.420
9		1:56.646	35.171	41.356	40.119	270.0	11:20:31.501	9		1:56.315 P	34.585	37.459	44.271	274.8	11:21:06.735
10		1:53.554	35.137	39.021	39.396	271.3	11:22:25.055	10		4:54.647	3:33.565	42.851	38.231	201.4	11:26:01.382
11		1:53.008	35.225	38.563	39.220	272.0	11:24:18.063	11		1:49.754	34.829	37.573	37.352	273.4	11:27:51.136
12		1:52.563	34.990	38.606	38.967	271.3	11:26:10.626	12		1:49.450	34.734	37.236	37.480	274.1	11:29:40.586
13		1:52.063	34.866	38.202	38.995	272.0	11:28:02.689	13		1:49.208	34.626	37.169	37.413	274.1	11:31:29.794
14		1:52.073	34.973	38.459	38.641	272.7	11:29:54.762	14		1:55.690 P	34.657	37.478	43.555	273.4	11:33:25.484
15		2:07.855 P	37.927	40.910	49.018	267.9	11:32:02.617	15		3:31.003	2:12.352	38.878	39.773	211.3	11:36:56.487
16		5:52.796	4:34.642	38.988	39.166	208.8	11:37:55.413	16		1:52.216	35.329	38.519	38.368	270.0	11:38:48.703
17		1:52.641	35.359	38.308	38.974	270.6	11:39:48.054	17		1:51.507	35.020	38.279	38.208	273.4	11:40:40.210
18		1:52.170	35.206	38.225	38.739	272.0	11:41:40.224	18		2:03.518 P	34.723	41.225	47.570	273.4	11:42:43.728
19		2:26.380 P	41.038	48.093	57.249	216.4	11:44:06.604	19		10:03.171	8:45.695	38.975	38.501	208.4	11:52:46.899
20		7:30.170	6:11.220	39.264	39.686	204.1	11:51:36.774	20		1:51.922	35.007	38.500	38.415	272.0	11:54:38.821
21		1:52.794	35.621	38.233	38.940	271.3	11:53:29.568	21		1:51.523	35.022	38.428	38.073	272.7	11:56:30.344
22		1:51.669	35.121	38.108	38.440	273.4	11:55:21.237	22		2:00.047 P	35.873	38.829	45.345	272.7	11:58:30.391
23		2:26.298 P	41.289	47.397	57.612	208.4	11:57:47.535								

96							
1 Bradley Ellis			Audi R8 LMS				
PROAM			Optimum Motorsport				
2 Oliver Wilkinson							
Lap	D	Time	Sector 1	Sector 2	Sector 3	T. Spd	Elapsed
1		10:57:51.359	10:56:32.688	39.171	39.500	204.9	10:57:51.359
2		1:51.817	35.565	37.996	38.256	232.2	10:59:43.176
3		1:50.531	35.018	37.537	37.976	271.3	11:01:33.707
4		1:50.971	34.988	37.735	38.248	272.0	11:03:24.678
5		1:49.935	34.882	37.328	37.725	272.7	11:05:14.613
6		1:49.392	34.591	37.272	37.529	273.4	11:07:04.005
7		2:01.853 P	34.717	38.523	48.613	274.1	11:09:05.858
8		3:39.489	2:19.436	40.728	39.325	191.1	11:12:45.347
9		1:51.867	35.234	38.428	38.205	272.7	11:14:37.214
10		1:50.401	34.576	37.864	37.961	273.4	11:16:27.615
11		1:50.018	34.804	37.632	37.582	274.8	11:18:17.633
12		1:49.929	34.694	37.506	37.729	275.5	11:20:07.562
13		1:50.052	34.747	37.616	37.689	274.8	11:21:57.614
14		1:59.010 P	34.481	39.082	45.447	275.5	11:23:56.624
15		4:22.205	3:06.713	37.693	37.799	210.5	11:28:18.829
16		1:49.619	34.639	37.393	37.587	272.7	11:30:08.448
17		1:49.449	34.608	37.234	37.607	274.1	11:31:57.897
18		1:51.128	34.600	38.728	37.800	274.1	11:33:49.025
19		1:57.060 P	34.558	37.601	44.901	275.5	11:35:46.085
20		5:39.073	4:22.283	38.696	38.094	210.9	11:41:25.158
21		2:17.563 P	36.121	42.607	58.835	274.1	11:43:42.721
22		7:50.837	6:30.882	39.680	40.275	154.7	11:51:33.558
23		1:50.813	34.781	38.279	37.753	274.1	11:53:24.371
24		1:50.848	34.970	37.917	37.961	275.5	11:55:15.219
25		2:03.498 P	36.697	38.659	48.142	205.3	11:57:18.717





Autodromo Nazionale Monza

International GT Open


Free Practice - 1

Best Sectors Results



Sector - 1				Sector - 2				Sector - 3				Ideal Lap vs Best Lap				
Clas	Nº	Driver	Time	Nº	Driver	Time	Nº	Driver	Time	Clas	Nº	Driver	Ideal Lap	Best Lap	Clas	
1	91	Delhez - Costantini	34.451	333	Salikhov - Perel	37.169	72	Plachutta - Jäger	37.098	1	91	Delhez - Costantini	1:48.987	1:49.170	2	
2	12	Gattuso - Fioravanti	34.461	11	Di Amato - Montermini	37.171	91	Delhez - Costantini	37.181	2	11	Di Amato - Montermini	1:49.011	1:49.011	1	
3	90	Di Folco - Spinelli	34.464	96	Ellis - Wilkinson	37.234	11	Di Amato - Montermini	37.231	3	72	Plachutta - Jäger	1:49.090	1:49.281	4	
4	96	Ellis - Wilkinson	34.481	8	Baguette - Guerrieri	37.302	8	Baguette - Guerrieri	37.342	4	333	Salikhov - Perel	1:49.106	1:49.208	3	
5	19	Liang - Giammaria	34.499	91	Delhez - Costantini	37.355	333	Salikhov - Perel	37.352	5	8	Baguette - Guerrieri	1:49.235	1:49.455	6	
6	20	Pierburg - Onslow-Cole	34.530	72	Plachutta - Jäger	37.367	63	Venturini - Mul	37.375	6	96	Ellis - Wilkinson	1:49.244	1:49.392	5	
7	6	Costa - Ling	34.572	6	Costa - Ling	37.398	71	West - Rugolo	37.386	7	12	Gattuso - Fioravanti	1:49.392	1:49.469	7	
8	333	Salikhov - Perel	34.585	28	Sowery - Cipriani	37.412	51	Pier Guidi - Mac	37.409	8	63	Venturini - Mul	1:49.444	1:49.646	10	
9	8	Baguette - Guerrieri	34.591	25	Agostini - Breukers	37.442	28	Sowery - Cipriani	37.438	9	19	Liang - Giammaria	1:49.481	1:49.502	8	
10	63	Venturini - Mul	34.598	12	Gattuso - Fioravanti	37.450	27	Crestani - Ramos	37.442	10	20	Pierburg - Onslow-Cole	1:49.493	1:49.704	11	
11	11	Di Amato - Montermini	34.609	51	Pier Guidi - Mac	37.469	19	Liang - Giammaria	37.469	11	90	Di Folco - Spinelli	1:49.499	1:50.010	16	
12	72	Plachutta - Jäger	34.625	63	Venturini - Mul	37.471	20	Pierburg - Onslow-Cole	37.471	12	28	Sowery - Cipriani	1:49.556	1:49.616	9	
13	28	Sowery - Cipriani	34.706	71	West - Rugolo	37.475	12	Gattuso - Fioravanti	37.481	13	6	Costa - Ling	1:49.600	1:49.773	13	
14	51	Pier Guidi - Mac	34.724	90	Di Folco - Spinelli	37.480	96	Ellis - Wilkinson	37.529	14	51	Pier Guidi - Mac	1:49.602	1:49.768	12	
15	33	Hook - Schwager	34.778	20	Pierburg - Onslow-Cole	37.492	25	Agostini - Breukers	37.533	15	71	West - Rugolo	1:49.756	1:49.960	14	
16	25	Agostini - Breukers	34.785	19	Liang - Giammaria	37.513	90	Di Folco - Spinelli	37.555	16	25	Agostini - Breukers	1:49.760	1:49.981	15	
17	27	Crestani - Ramos	34.855	27	Crestani - Ramos	37.529	6	Costa - Ling	37.630	17	27	Crestani - Ramos	1:49.826	1:50.106	17	
18	71	West - Rugolo	34.895	9	Konôpka - Mikulasko	37.653	74	Hrachowina - Konrad	37.636	18	33	Hook - Schwager	1:50.120	1:50.284	18	
19	52	Cheever III - Nielsen	34.921	33	Hook - Schwager	37.695	33	Hook - Schwager	37.647	19	74	Hrachowina - Konrad	1:50.375	1:50.414	19	
20	9	Konôpka - Mikulasko	34.933	74	Hrachowina - Konrad	37.710	52	Cheever III - Nielsen	37.788	20	52	Cheever III - Nielsen	1:50.449	1:50.601	20	
21	7	Basso - Salas	34.991	52	Cheever III - Nielsen	37.740	7	Basso - Salas	37.815	21	9	Konôpka - Mikulasko	1:50.473	1:50.884	21	
22	74	Hrachowina - Konrad	35.029	47	Rueda - Saravia	37.769	47	Rueda - Saravia	37.875	22	47	Rueda - Saravia	1:50.743	1:51.018	23	
23	3	Beirão da Veiga - Cruz Álvarez	35.061	7	Basso - Salas	38.073	9	Konôpka - Mikulasko	37.887	23	7	Basso - Salas	1:50.879	1:50.915	22	
24	47	Rueda - Saravia	35.099	3	Beirão da Veiga - Cruz Álvarez	38.107	3	Beirão da Veiga - Cruz Álvarez	38.023	24	3	Beirão da Veiga - Cruz Álvarez	1:51.191	1:51.445	24	
25	66	Borlenghi - Lewandowski	35.188	66	Borlenghi - Lewandowski	38.330	16	Hahn - Hellmeister	38.179	25	66	Borlenghi - Lewandowski	1:51.828	1:52.426	27	
26	16	Hahn - Hellmeister	35.199	41	Félix Da Costa - Baptista	38.432	41	Félix Da Costa - Baptista	38.252	26	16	Hahn - Hellmeister	1:51.900	1:52.138	25	
27	41	Félix Da Costa - Baptista	35.411	16	Hahn - Hellmeister	38.522	66	Borlenghi - Lewandowski	38.310	27	41	Félix Da Costa - Baptista	1:52.095	1:52.184	26	





Autodromo Nazionale Monza

International GT Open


Free Practice - 1

Best 5 Lap Times



Cl	N°	Entrant/Team	Nat	Driver 1	Nat	Status	Driver 2	Nat	Status	Vehicle	Cat	Cl	Best 1		Best 2		Best 3		Best 4		Best 5	
													Time	Lap	Time	Lap	Time	Lap	Time	Lap	Time	Lap
1	11	RS Racing	ITA	Daniele Di Amato	ITA	Silver	Andrea Montermini	ITA	Gold	Ferrari 488 GT3	PRO	1	1:49.011	19	1:49.329	22	1:49.552	6	1:49.571	18	1:49.742	11
2	91	Target Racing	ITA	Bernard Delhez	BEL	Bronze	Stefano Costantini	ITA	Bronze	Lamborghini Huracan GT3	AM	1	1:49.170	3	1:49.556	6	1:50.035	4	1:50.356	5	1:50.441	2
3	333	Rinaldi Racing	DEU	Rinat Salikhov	RUS	Bronze	David Perel	ZAF	Silver	Ferrari 488 GT3	PROAM	1	1:49.208	13	1:49.450	12	1:49.732	8	1:49.754	11	1:49.952	4
4	72	Lechner Racing	AUT	Mario Plachutta	AUT	Bronze	Thomas Jäger	DEU	Gold	Mercedes AMG GT3	PROAM	2	1:49.281	9	1:49.817	5	1:50.238	8	1:50.301	4	1:51.587	20
5	96	Optimum Motorsport	GBR	Bradley Ellis	GBR	Silver	Oliver Wilkinson	GBR	Bronze	Audi R8 LMS	PROAM	3	1:49.392	6	1:49.449	17	1:49.619	16	1:49.929	12	1:49.935	5
6	8	Honda Racing Team JAS	ITA	Bertrand Baguette	BEL	Platinum	Esteban Guerrieri	ARG	Gold	Honda NSX GT3	PRO	2	1:49.455	14	1:49.550	13	1:49.633	21	1:49.703	20	1:49.785	6
7	12	Ombra Racing	ITA	Stefano Gattuso	ITA	Silver	Damiano Fioravanti	ITA	Silver	Lamborghini Huracan GT3	PRO	3	1:49.469	22	1:49.748	21	1:50.245	13	1:50.253	7	1:50.484	14
8	19	Imperiale Racing	ITA	Jiatong Liang	CHN	Bronze	Raffaele Giammaria	ITA	Gold	Lamborghini Huracan GT3	PROAM	4	1:49.502	11	1:49.874	10	1:50.188	5	1:50.248	8	1:51.072	3
9	28	Daiko Lazarus Racing	ITA	Toby Sowery	GBR	Silver	Giuseppe Cipriani	ITA	Bronze	Lamborghini Huracan GT3	PROAM	5	1:49.616	10	1:49.851	11	1:50.114	7	1:50.124	6	1:50.418	5
10	63	Imperiale Racing	ITA	Giovanni Venturini	ITA	Gold	Jeroen Mul	NLD	Silver	Lamborghini Huracan GT3	PRO	4	1:49.646	23	1:49.735	11	1:49.915	7	1:49.934	15	1:49.943	12
11	20	SPS Automotive Performance	DEU	Valentin Pierburg	DEU	Bronze	Tom Onslow-Cole	GBR	Gold	Mercedes AMG GT3	PROAM	6	1:49.704	8	1:49.745	3	1:49.776	7	1:50.028	12	1:50.868	2
12	51	Luzich Racing	USA	Alessandro Pier Guidi	ITA	Platinum	Mikkel Mac	DNK	Gold	Ferrari 488 GT3	PRO	5	1:49.768	10	1:50.207	13	1:50.302	6	1:50.434	5	1:50.438	9
13	6	Vincenzo Sospiri Racing	ITA	Nicolas Costa	BRA	Silver	Kang Ling	CHN	Silver	Lamborghini Huracan GT3	PRO	6	1:49.773	8	1:49.956	9	1:50.184	7	1:50.227	12	1:50.345	21
14	71	Luzich Racing	USA	Alexander West	SWE	Bronze	Michele Rugolo	ITA	Gold	Ferrari 488 GT3	PROAM	7	1:49.960	20	1:50.113	19	1:50.435	18	1:51.337	17	1:51.993	14
15	25	Imperiale Racing	ITA	Riccardo Agostini	ITA	Gold	Rik Breukers	NLD	Silver	Lamborghini Huracan GT3	PRO	7	1:49.981	5	1:50.055	9	1:50.094	8	1:50.143	24	1:50.223	3
16	90	Target Racing	ITA	Alberto Di Folco	ITA	Silver	Loris Spinelli	ITA	Silver	Lamborghini Huracan GT3	PRO	8	1:50.010	10	1:50.168	6	1:50.378	5	1:50.548	18	1:50.637	9
17	27	Daiko Lazarus Racing	ITA	Fabrizio Crestani	ITA	Silver	Miguel Ramos	PRT	Bronze	Lamborghini Huracan GT3	PROAM	8	1:50.106	6	1:50.173	5	1:50.455	9	1:50.585	4	1:50.649	3
18	33	Rinaldi Racing	DEU	Christian Hook	DEU	Bronze	Dominik Schwager	DEU	Gold	Ferrari 488 GT3	PROAM	9	1:50.284	9	1:50.340	11	1:50.400	12	1:50.552	15	1:50.613	5
19	74	HTP Motorsport / MS Racing	AUT	Alexander Hrachowina	AUT	Bronze	Martin Konrad	AUT	Bronze	Mercedes AMG GT3	AM	2	1:50.414	11	1:50.475	12	1:50.656	10	1:51.240	9	1:51.356	4
20	52	Luzich Racing	USA	Eddie Cheever III	ITA	Silver	Nicklas Nielsen	DNK	Bronze	Ferrari 488 GT3	PROAM	10	1:50.601	14	1:51.007	11	1:51.182	9	1:51.606	21	1:51.970	5
21	9	ARC Bratislava	SVK	Miro Konôpka	SVK	Bronze	Zdeno Mikulasko	SVK	Bronze	Lamborghini Huracan GT3	AM	3	1:50.884	10	1:51.171	9	1:51.199	14	1:51.561	6	1:51.747	13
22	7	RACE / BMW Team Teo Martín	ESP	Márcio Basso	BRA	Bronze	Guilherme Salas	BRA	Bronze	BMW M6 GT3	AM	4	1:50.915	22	1:51.615	18	1:51.951	17	1:52.251	21	1:54.039	12
23	47	RACE / BMW Team Teo Martín	ESP	Fran Rueda	ESP	Silver	Andrés Saravia	GTM	Silver	BMW M6 GT3	PRO	9	1:51.018	12	1:51.222	11	1:51.851	21	1:52.537	16	1:52.543	20
24	3	RACE / BMW Team Teo Martín	ESP	Lourenço Beirão da Veiga	PRT	Silver	Juan Cruz Álvarez	ARG	Silver	BMW M6 GT3	PRO	10	1:51.445	4	1:51.568	5	1:52.796	2	1:53.163	3	2:04.472	6
25	16	Drivex School	ESP	Marcelo Hahn	BRA	Bronze	Alan Hellmeister	BRA	Silver	Mercedes AMG GT3	PROAM	11	1:52.138	8	2:01.694	9	2:06.195	6	2:09.200	5	2:10.576	2
26	41	Drivex School	ESP	Duarte Félix Da Costa	PRT	Bronze	Ricardo Baptista	BRA	Bronze	Mercedes AMG GT3	AM	5	1:52.184	17	1:52.440	12	1:52.616	18	1:52.866	16	1:53.073	15
27	66	Vincenzo Sospiri Racing	ITA	Giulio Borlenghi	BRA	Bronze	Andrzej Lewandowski	POL	Bronze	Lamborghini Huracan GT3	AM	6	1:52.426	6	1:52.470	10	1:52.506	4	1:53.756	5	1:54.364	9





Autodromo Nazionale Monza

International GT Open


Free Practice - 1

Best 5 Top Speeds



Cl	N°	Entrant/Team	Nat	Driver 1	Nat	Status	Driver 2	Nat	Status	Vehicle	Cat	Cl	Top 1		Top 2		Top 3		Top 4		Top 5		Avg
													Km/h	Lap	Km/h	Lap	Km/h	Lap	Km/h	Lap	Km/h	Lap	
1	20	SPS Automotive Performance	DEU	Valentin Pierburg	DEU	Bronze	Tom Onslow-Cole	GBR	Gold	Mercedes AMG GT3	PROAM	1	279.0	13	276.9	4	276.9	11	276.9	12	276.2	3	277.2
2	90	Target Racing	ITA	Alberto Di Folco	ITA	Silver	Loris Spinelli	ITA	Silver	Lamborghini Huracan GT3	PRO	1	279.0	12	275.5	11	274.1	10	274.1	20	273.4	5	275.2
3	25	Imperiale Racing	ITA	Riccardo Agostini	ITA	Gold	Rik Breukers	NLD	Silver	Lamborghini Huracan GT3	PRO	2	278.3	5	277.6	6	276.2	10	275.5	3	275.5	13	276.6
4	12	Ombra Racing	ITA	Stefano Gattuso	ITA	Silver	Damiano Fioravanti	ITA	Silver	Lamborghini Huracan GT3	PRO	3	277.6	23	276.9	19	276.9	22	276.2	5	276.2	14	276.7
5	19	Imperiale Racing	ITA	Jiatong Liang	CHN	Bronze	Raffaele Giammaria	ITA	Gold	Lamborghini Huracan GT3	PROAM	2	277.6	3	277.6	6	277.6	10	276.9	11	276.2	9	277.2
6	63	Imperiale Racing	ITA	Giovanni Venturini	ITA	Gold	Jeroen Mul	NLD	Silver	Lamborghini Huracan GT3	PRO	4	277.6	23	276.9	19	276.9	24	276.2	8	276.2	12	276.7
7	6	Vincenzo Sospiri Racing	ITA	Nicolas Costa	BRA	Silver	Kang Ling	CHN	Silver	Lamborghini Huracan GT3	PRO	5	276.9	10	276.2	9	275.5	17	274.8	8	274.1	14	275.5
8	8	Honda Racing Team JAS	ITA	Bertrand Baguette	BEL	Platinum	Esteban Guerrieri	ARG	Gold	Honda NSX GT3	PRO	6	276.2	19	275.5	21	273.4	11	272.7	20	272.0	10	273.9
9	28	Daiko Lazarus Racing	ITA	Toby Sowery	GBR	Silver	Giuseppe Cipriani	ITA	Bronze	Lamborghini Huracan GT3	PROAM	3	276.2	6	276.2	12	275.5	7	274.8	10	274.8	11	275.5
10	51	Luzich Racing	USA	Alessandro Pier Guidi	ITA	Platinum	Mikkel Mac	DNK	Gold	Ferrari 488 GT3	PRO	7	276.2	21	275.5	11	275.5	13	275.5	14	275.5	18	275.6
11	91	Target Racing	ITA	Bernard Delhez	BEL	Bronze	Stefano Costantini	ITA	Bronze	Lamborghini Huracan GT3	AM	1	275.5	4	273.4	2	273.4	3	273.4	6	273.4	7	273.8
12	96	Optimum Motorsport	GBR	Bradley Ellis	GBR	Silver	Oliver Wilkinson	GBR	Bronze	Audi R8 LMS	PROAM	4	275.5	12	275.5	14	275.5	19	275.5	24	274.8	11	275.3
13	27	Daiko Lazarus Racing	ITA	Fabrizio Crestani	ITA	Silver	Miguel Ramos	PRT	Bronze	Lamborghini Huracan GT3	PROAM	5	274.8	6	272.7	21	272.0	5	271.3	3	271.3	4	272.4
14	333	Rinaldi Racing	DEU	Rinat Salikhov	RUS	Bronze	David Perel	ZAF	Silver	Ferrari 488 GT3	PROAM	6	274.8	9	274.1	4	274.1	12	274.1	13	273.4	11	274.1
15	3	RACE / BMW Team Teo Martín	ESP	Lourenço Beirão da Veiga	PRT	Silver	Juan Cruz Álvarez	ARG	Silver	BMW M6 GT3	PRO	8	274.1	3	274.1	4	274.1	6	273.4	5	246.5	2	268.4
16	47	RACE / BMW Team Teo Martín	ESP	Fran Rueda	ESP	Silver	Andrés Saravia	GTM	Silver	BMW M6 GT3	PRO	9	274.1	20	272.7	12	272.7	22	272.0	16	272.0	17	272.7
17	66	Vincenzo Sospiri Racing	ITA	Giulio Borlenghi	BRA	Bronze	Andrzej Lewandowski	POL	Bronze	Lamborghini Huracan GT3	AM	2	274.1	7	273.4	6	272.7	5	272.0	4	272.0	9	272.8
18	71	Luzich Racing	USA	Alexander West	SWE	Bronze	Michele Rugolo	ITA	Gold	Ferrari 488 GT3	PROAM	7	274.1	21	273.4	14	273.4	19	273.4	20	273.4	24	273.5
19	7	RACE / BMW Team Teo Martín	ESP	Márcio Basso	BRA	Bronze	Guilherme Salas	BRA	Bronze	BMW M6 GT3	AM	3	273.4	19	273.4	21	272.7	22	271.3	17	271.3	18	272.4
20	9	ARC Bratislava	SVK	Miro Konôpka	SVK	Bronze	Zdeno Mikulasko	SVK	Bronze	Lamborghini Huracan GT3	AM	4	273.4	15	272.0	14	271.3	7	271.3	13	271.3	19	271.9
21	11	RS Racing	ITA	Daniele Di Amato	ITA	Silver	Andrea Montermini	ITA	Gold	Ferrari 488 GT3	PRO	10	273.4	7	273.4	23	272.7	6	272.7	12	272.7	14	273.0
22	52	Luzich Racing	USA	Eddie Cheever III	ITA	Silver	Nicklas Nielsen	DNK	Bronze	Ferrari 488 GT3	PROAM	8	272.7	12	272.7	17	272.0	14	272.0	15	271.3	9	272.1
23	72	Lechner Racing	AUT	Mario Plachutta	AUT	Bronze	Thomas Jäger	DEU	Gold	Mercedes AMG GT3	PROAM	9	272.7	20	272.0	21	271.3	10	270.6	9	270.0	16	271.3
24	33	Rinaldi Racing	DEU	Christian Hook	DEU	Bronze	Dominik Schwager	DEU	Gold	Ferrari 488 GT3	PROAM	10	272.0	5	272.0	6	272.0	15	271.3	22	270.6	8	271.6
25	74	HTP Motorsport / MS Racing	AUT	Alexander Hrachowina	AUT	Bronze	Martin Konrad	AUT	Bronze	Mercedes AMG GT3	AM	5	272.0	5	270.6	8	270.6	9	270.6	17	270.6	18	270.9
26	16	Drivex School	ESP	Marcelo Hahn	BRA	Bronze	Alan Hellmeister	BRA	Silver	Mercedes AMG GT3	PROAM	11	271.3	9	270.0	8	210.1	7	208.4	10	199.2	6	231.8
27	41	Drivex School	ESP	Duarte Félix Da Costa	PRT	Bronze	Ricardo Baptista	BRA	Bronze	Mercedes AMG GT3	AM	6	270.0	18	270.0	19	269.3	15	269.3	17	267.9	11	269.3






Autodromo Nazionale Monza
International GT Open
Free Practice - 1
Fastest Laps Sequence



Lap	Time of Day	Session Time	Nº	Entrant/Team	Nat	Driver 1	Nat	Status	Driver 2	Nat	Status	Vehicle	Cat	Time	Km/h
2	10:59:11.287	4:11.287	27	Daiko Lazarus Racing	ITA	Fabrizio Crestani	ITA	Silver	Miguel Ramos	PRT	Bronze	Lamborghini Huracan GT3	PROAM	1:54.053	182.8
2	10:59:29.478	4:29.478	11	RS Racing	ITA	Daniele Di Amato	ITA	Silver	Andrea Montermini	ITA	Gold	Ferrari 488 GT3	PRO	1:51.356	187.2
2	10:59:33.609	4:33.609	19	Imperiale Racing	ITA	Jiatong Liang	CHN	Bronze	Raffaele Giammaria	ITA	Gold	Lamborghini Huracan GT3	PROAM	1:51.148	187.6
2	10:59:35.409	4:35.409	25	Imperiale Racing	ITA	Riccardo Agostini	ITA	Gold	Rik Breukers	NLD	Silver	Lamborghini Huracan GT3	PRO	1:51.006	187.8
2	10:59:56.809	4:56.809	20	SPS Automotive Performance	DEU	Valentin Pierburg	DEU	Bronze	Tom Onslow-Cole	GBR	Gold	Mercedes AMG GT3	PROAM	1:50.868	188.1
2	11:00:22.064	5:22.064	91	Target Racing	ITA	Bernard Delhez	BEL	Bronze	Stefano Costantini	ITA	Bronze	Lamborghini Huracan GT3	AM	1:50.441	188.8
3	11:01:25.632	6:25.632	25	Imperiale Racing	ITA	Riccardo Agostini	ITA	Gold	Rik Breukers	NLD	Silver	Lamborghini Huracan GT3	PRO	1:50.223	189.2
3	11:01:46.554	6:46.554	20	SPS Automotive Performance	DEU	Valentin Pierburg	DEU	Bronze	Tom Onslow-Cole	GBR	Gold	Mercedes AMG GT3	PROAM	1:49.745	190.0
3	11:02:11.234	7:11.234	91	Target Racing	ITA	Bernard Delhez	BEL	Bronze	Stefano Costantini	ITA	Bronze	Lamborghini Huracan GT3	AM	1:49.170	191.0
19	11:41:18.669	46:18.669	11	RS Racing	ITA	Daniele Di Amato	ITA	Silver	Andrea Montermini	ITA	Gold	Ferrari 488 GT3	PRO	1:49.011	191.3





Autodromo Nazionale Monza
International GT Open
Free Practice - 1
Event Best Maximum Speed



Nº	Entrant/Team	Nat	Driver 1	Nat	Status	Driver 2	Nat	Status	Vehicle	Cat	Km/h	Session
90	Target Racing	ITA	Alberto Di Folco	ITA	Silver	Loris Spinelli	ITA	Silver	Lamborghini Huracan GT3	PRO	279.0	Free Practice - 1
20	SPS Automotive Performance	DEU	Valentin Pierburg	DEU	Bronze	Tom Onslow-Cole	GBR	Gold	Mercedes AMG GT3	PROAM	279.0	Free Practice - 1
25	Imperiale Racing	ITA	Riccardo Agostini	ITA	Gold	Rik Breukers	NLD	Silver	Lamborghini Huracan GT3	PRO	278.3	Free Practice - 1
19	Imperiale Racing	ITA	Jiatong Liang	CHN	Bronze	Raffaele Giammaria	ITA	Gold	Lamborghini Huracan GT3	PROAM	277.6	Free Practice - 1
63	Imperiale Racing	ITA	Giovanni Venturini	ITA	Gold	Jeroen Mul	NLD	Silver	Lamborghini Huracan GT3	PRO	277.6	Free Practice - 1
12	Ombra Racing	ITA	Stefano Gattuso	ITA	Silver	Damiano Fioravanti	ITA	Silver	Lamborghini Huracan GT3	PRO	277.6	Free Practice - 1
6	Vincenzo Sospiri Racing	ITA	Nicolas Costa	BRA	Silver	Kang Ling	CHN	Silver	Lamborghini Huracan GT3	PRO	276.9	Free Practice - 1
28	Daiko Lazarus Racing	ITA	Toby Sowery	GBR	Silver	Giuseppe Cipriani	ITA	Bronze	Lamborghini Huracan GT3	PROAM	276.2	Free Practice - 1
8	Honda Racing Team JAS	ITA	Bertrand Baguette	BEL	Platinum	Esteban Guerrieri	ARG	Gold	Honda NSX GT3	PRO	276.2	Free Practice - 1
51	Luzich Racing	USA	Alessandro Pier Guidi	ITA	Platinum	Mikkel Mac	DNK	Gold	Ferrari 488 GT3	PRO	276.2	Free Practice - 1
91	Target Racing	ITA	Bernard Delhez	BEL	Bronze	Stefano Costantini	ITA	Bronze	Lamborghini Huracan GT3	AM	275.5	Free Practice - 1
96	Optimum Motorsport	GBR	Bradley Ellis	GBR	Silver	Oliver Wilkinson	GBR	Bronze	Audi R8 LMS	PROAM	275.5	Free Practice - 1
27	Daiko Lazarus Racing	ITA	Fabrizio Crestani	ITA	Silver	Miguel Ramos	PRT	Bronze	Lamborghini Huracan GT3	PROAM	274.8	Free Practice - 1
333	Rinaldi Racing	DEU	Rinat Salikhov	RUS	Bronze	David Perel	ZAF	Silver	Ferrari 488 GT3	PROAM	274.8	Free Practice - 1
3	RACE / BMW Team Teo Martín	ESP	Lourenço Beirão da Veiga	PRT	Silver	Juan Cruz Álvarez	ARG	Silver	BMW M6 GT3	PRO	274.1	Free Practice - 1
66	Vincenzo Sospiri Racing	ITA	Giulio Borlenghi	BRA	Bronze	Andrzej Lewandowski	POL	Bronze	Lamborghini Huracan GT3	AM	274.1	Free Practice - 1
71	Luzich Racing	USA	Alexander West	SWE	Bronze	Michele Rugolo	ITA	Gold	Ferrari 488 GT3	PROAM	274.1	Free Practice - 1
47	RACE / BMW Team Teo Martín	ESP	Fran Rueda	ESP	Silver	Andrés Saravia	GTM	Silver	BMW M6 GT3	PRO	274.1	Free Practice - 1
11	RS Racing	ITA	Daniele Di Amato	ITA	Silver	Andrea Montermini	ITA	Gold	Ferrari 488 GT3	PRO	273.4	Free Practice - 1
9	ARC Bratislava	SVK	Miro Konôpka	SVK	Bronze	Zdeno Mikulasko	SVK	Bronze	Lamborghini Huracan GT3	AM	273.4	Free Practice - 1
7	RACE / BMW Team Teo Martín	ESP	Márcio Basso	BRA	Bronze	Guilherme Salas	BRA	Bronze	BMW M6 GT3	AM	273.4	Free Practice - 1
52	Luzich Racing	USA	Eddie Cheever III	ITA	Silver	Nicklas Nielsen	DNK	Bronze	Ferrari 488 GT3	PROAM	272.7	Free Practice - 1
72	Lechner Racing	AUT	Mario Plachutta	AUT	Bronze	Thomas Jäger	DEU	Gold	Mercedes AMG GT3	PROAM	272.7	Free Practice - 1
33	Rinaldi Racing	DEU	Christian Hook	DEU	Bronze	Dominik Schwager	DEU	Gold	Ferrari 488 GT3	PROAM	272.0	Free Practice - 1
74	HTP Motorsport / MS Racing	AUT	Alexander Hrachowina	AUT	Bronze	Martin Konrad	AUT	Bronze	Mercedes AMG GT3	AM	272.0	Free Practice - 1
16	Drivex School	ESP	Marcelo Hahn	BRA	Bronze	Alan Hellmeister	BRA	Silver	Mercedes AMG GT3	PROAM	271.3	Free Practice - 1
41	Drivex School	ESP	Duarte Félix Da Costa	PRT	Bronze	Ricardo Baptista	BRA	Bronze	Mercedes AMG GT3	AM	270.0	Free Practice - 1





Autodromo Nazionale Monza

International GT Open

Free Practice - 1

Pit Stop Analysis



3	Lourenço Beirão da Veiga	PRO	RACE / BMW Team Teo Martín
	Juan Cruz Álvarez		BMW M6 GT3

Nr.	In Day Time	In Time	Out Time	Pit Time	T. Pit Time	Handicap	Penalty
1	11:08:29.645	11:08:29.645	11:12:01.586	3:31.941	3:31.941		

6	Nicolas Costa	PRO	Vincenzo Sospiri Racing
	Kang Ling		Lamborghini Huracan GT3

Nr.	In Day Time	In Time	Out Time	Pit Time	T. Pit Time	Handicap	Penalty
1	10:57:52.210	10:57:52.210	11:02:15.908	4:23.698	4:23.698		
2	11:19:03.928	11:19:03.928	11:25:02.352	5:58.424	10:22.122		
3	11:32:28.586	11:32:28.586	11:35:49.688	3:21.102	13:43.224		
4	11:43:37.229	11:43:37.229	11:50:18.668	6:41.439	20:24.663		

7	Márcio Basso	AM	RACE / BMW Team Teo Martín
	Guilherme Salas		BMW M6 GT3

Nr.	In Day Time	In Time	Out Time	Pit Time	T. Pit Time	Handicap	Penalty
1	11:11:09.276	11:11:09.276	11:13:07.291	1:58.015	1:58.015		
2	11:26:42.711	11:26:42.711	11:33:16.322	6:33.611	8:31.626		
3	11:43:01.406	11:43:01.406	11:49:36.802	6:35.396	15:07.022		

8	Bertrand Baguette	PRO	Honda Racing Team JAS
	Esteban Guerrieri		Honda NSX GT3

Nr.	In Day Time	In Time	Out Time	Pit Time	T. Pit Time	Handicap	Penalty
1	11:15:02.343	11:15:02.343	11:17:38.303	2:35.960	2:35.960		
2	11:25:11.711	11:25:11.711	11:28:44.548	3:32.837	6:08.797		
3	11:36:04.372	11:36:04.372	11:38:00.287	1:55.915	8:04.712		
4	11:42:02.755	11:42:02.755	11:49:20.373	7:17.618	15:22.330		

9	Miro Konôpka	AM	ARC Bratislava
	Zdeno Mikulasko		Lamborghini Huracan GT3

Nr.	In Day Time	In Time	Out Time	Pit Time	T. Pit Time	Handicap	Penalty
1	11:09:37.176	11:09:37.176	11:13:14.340	3:37.164	3:37.164		
2	11:20:42.477	11:20:42.477	11:23:39.336	2:56.859	6:34.023		
3	11:31:10.072	11:31:10.072	11:35:44.201	4:34.129	11:08.152		
4	11:43:53.695	11:43:53.695	11:49:17.604	5:23.909	16:32.061		

11	Daniele Di Amato	PRO	RS Racing
	Andrea Montermini		Ferrari 488 GT3

Nr.	In Day Time	In Time	Out Time	Pit Time	T. Pit Time	Handicap	Penalty
1	11:08:44.046	11:08:44.046	11:14:07.573	5:23.527	5:23.527		
2	11:23:24.788	11:23:24.788	11:25:43.435	2:18.647	7:42.174		
3	11:33:07.153	11:33:07.153	11:35:46.016	2:38.863	10:21.037		
4	11:43:34.016	11:43:34.016	11:50:19.752	6:45.736	17:06.773		

12	Stefano Gattuso	PRO	Ombra Racing
	Damiano Fioravanti		Lamborghini Huracan GT3

Nr.	In Day Time	In Time	Out Time	Pit Time	T. Pit Time	Handicap	Penalty
1	11:01:39.585	11:01:39.585	11:05:57.828	4:18.243	4:18.243		
2	11:15:14.448	11:15:14.448	11:17:06.352	1:51.904	6:10.147		
3	11:22:42.085	11:22:42.085	11:24:17.190	1:35.105	7:45.252		
4	11:31:46.632	11:31:46.632	11:34:36.374	2:49.742	10:34.994		
5	11:42:05.885	11:42:05.885	11:49:54.567	7:48.682	18:23.676		

16	Marcelo Hahn	PROAM	Drivex School
	Alan Hellmeister		Mercedes AMG GT3

Nr.	In Day Time	In Time	Out Time	Pit Time	T. Pit Time	Handicap	Penalty
1	11:03:16.098	11:03:16.098	11:07:41.126	4:25.028	4:25.028		

2	11:14:16.991	11:14:16.991	11:17:15.961	2:58.970	7:23.998		
3	11:22:55.954	11:22:55.954	11:26:15.379	3:19.425	10:43.423		

19	Jiatong Liang	PROAM	Imperiale Racing
	Raffaele Giammaria		Lamborghini Huracan GT3

Nr.	In Day Time	In Time	Out Time	Pit Time	T. Pit Time	Handicap	Penalty
1	11:06:59.965	11:06:59.965	11:13:27.236	6:27.271	6:27.271		
2	11:24:38.253	11:24:38.253	11:26:57.581	2:19.328	8:46.599		
3	11:34:44.846	11:34:44.846	11:36:47.834	2:02.988	10:49.587		
4	11:42:34.612	11:42:34.612	11:50:16.798	7:42.186	18:31.773		

20	Valentin Pierburg	PROAM	SPS Automotive Performance
	Tom Onslow-Cole		Mercedes AMG GT3

Nr.	In Day Time	In Time	Out Time	Pit Time	T. Pit Time	Handicap	Penalty
1	11:05:33.785	11:05:33.785	11:09:12.978	3:39.193	3:39.193		
2	11:16:37.257	11:16:37.257	11:21:28.911	4:51.654	8:30.847		
3	11:28:59.626	11:28:59.626	11:34:09.124	5:09.498	13:40.345		
4	11:44:03.915	11:44:03.915	11:49:25.735	5:21.820	19:02.165		

25	Riccardo Agostini	PRO	Imperiale Racing
	Rik Breukers		Lamborghini Huracan GT3

Nr.	In Day Time	In Time	Out Time	Pit Time	T. Pit Time	Handicap	Penalty
1	11:06:58.309	11:06:58.309	11:09:40.137	2:41.828	2:41.828		
2	11:17:03.328	11:17:03.328	11:18:34.813	1:31.485	4:13.313		
3	11:25:59.422	11:25:59.422	11:28:50.562	2:51.140	7:04.453		
4	11:40:03.315	11:40:03.315	11:49:08.469	9:05.154	16:09.607		

27	Fabrizio Crestani	PROAM	Daiko Lazarus Racing
	Miguel Ramos		Lamborghini Huracan GT3

Nr.	In Day Time	In Time	Out Time	Pit Time	T. Pit Time	Handicap	Penalty
1	11:08:24.778	11:08:24.778	11:12:12.402	3:47.624	3:47.624		
2	11:17:46.858	11:17:46.858	11:23:05.118	5:18.260	9:05.884		
3	11:29:45.045	11:29:45.045	11:32:34.823	2:49.778	11:55.662		
4	11:41:58.697	11:41:58.697	11:49:22.979	7:24.282	19:19.944		

28	Toby Sowery	PROAM	Daiko Lazarus Racing
	Giuseppe Cipriani		Lamborghini Huracan GT3

Nr.	In Day Time	In Time	Out Time	Pit Time	T. Pit Time	Handicap	Penalty
1	11:10:41.749	11:10:41.749	11:14:17.625	3:35.876	3:35.876		
2	11:21:41.684	11:21:41.684	11:26:55.445	5:13.761	8:49.637		
3	11:34:31.419	11:34:31.419	11:36:28.242	1:56.823	10:46.460		

33	Christian Hook	PROAM	Rinaldi Racing
	Dominik Schwager		Ferrari 488 GT3

Nr.	In Day Time	In Time	Out Time	Pit Time	T. Pit Time	Handicap	Penalty
1	11:07:52.228	11:07:52.228	11:11:00.429	3:08.201	3:08.201		
2	11:24:02.716	11:24:02.716	11:28:26.436	4:23.720	7:31.921		
3	11:34:01.613	11:34:01.613	11:37:23.430	3:21.817	10:53.738		
4	11:43:24.465	11:43:24.465	11:49:47.491	6:23.026	17:16.764		

41	Duarte Félix Da Costa	AM	Drivex School
	Ricardo Baptista		Mercedes AMG GT3

Nr.	In Day Time	In Time	Out Time	Pit Time	T. Pit Time	Handicap	Penalty
1	11:08:23.744	11:08:23.744	11:12:38.098	4:14.354	4:14.354		
2	11:28:41.678	11:28:41.678	11:31:48.246	3:06.568	7:20.922		
3	11:43:32.476	11:43:32.476	11:49:14.116	5:41.640	13:02.562		





Autodromo Nazionale Monza
International GT Open
Free Practice - 1
Pit Stop Analysis



47 Fran Rueda PRO RACE / BMW Team Teo Martín
 Andrés Saravia BMW M6 GT3

Nr.	In Day Time	In Time	Out Time	Pit Time	T. Pit Time	Handicap	Penalty
1	10:57:47.110	10:57:47.110	10:59:02.842	1:15.732	1:15.732		
2	11:17:41.800	11:17:41.800	11:21:13.083	3:31.283	4:47.015		
3	11:28:38.202	11:28:38.202	11:33:48.652	5:10.450	9:57.465		
4	11:43:39.248	11:43:39.248	11:49:38.642	5:59.394	15:56.859		

51 Alessandro Pier Guidi PRO Luzich Racing
 Mikkel Mac Ferrari 488 GT3

Nr.	In Day Time	In Time	Out Time	Pit Time	T. Pit Time	Handicap	Penalty
1	11:00:03.017	11:00:03.017	11:00:28.453	25.436	25.436		
2	11:11:34.519	11:11:34.519	11:15:20.514	3:45.995	4:11.431		
3	11:22:44.032	11:22:44.032	11:25:41.373	2:57.341	7:08.772		
4	11:31:14.493	11:31:14.493	11:33:23.257	2:08.764	9:17.536		
5	11:42:47.447	11:42:47.447	11:49:24.066	6:36.619	15:54.155		

52 Eddie Cheever III PROAM Luzich Racing
 Nicklas Nielsen Ferrari 488 GT3

Nr.	In Day Time	In Time	Out Time	Pit Time	T. Pit Time	Handicap	Penalty
1	11:13:21.766	11:13:21.766	11:16:11.002	2:49.236	2:49.236		
2	11:27:32.197	11:27:32.197	11:29:58.734	2:26.537	5:15.773		
3	11:35:34.062	11:35:34.062	11:38:03.702	2:29.640	7:45.413		
4	11:44:06.151	11:44:06.151	11:49:34.578	5:28.427	13:13.840		

63 Giovanni Venturini PRO Imperiale Racing
 Jeroen Mul Lamborghini Huracan GT3

Nr.	In Day Time	In Time	Out Time	Pit Time	T. Pit Time	Handicap	Penalty
1	10:57:10.600	10:57:10.600	10:59:00.731	1:50.131	1:50.131		
2	11:06:27.351	11:06:27.351	11:09:44.219	3:16.868	5:06.999		
3	11:17:10.822	11:17:10.822	11:19:30.361	2:19.539	7:26.538		
4	11:26:55.424	11:26:55.424	11:28:24.576	1:29.152	8:55.690		
5	11:35:47.037	11:35:47.037	11:38:06.530	2:19.493	11:15.183		
6	11:44:07.389	11:44:07.389	11:49:27.135	5:19.746	16:34.929		

66 Giulio Borlenghi AM Vincenzo Sospiri Racing
 Andrzej Lewandowski Lamborghini Huracan GT3

Nr.	In Day Time	In Time	Out Time	Pit Time	T. Pit Time	Handicap	Penalty
1	10:57:54.908	10:57:54.908	11:01:00.007	3:05.099	3:05.099		
2	11:12:29.720	11:12:29.720	11:49:53.876	37:24.15	40:29.255		

71 Alexander West PROAM Luzich Racing
 Michele Rugolo Ferrari 488 GT3

Nr.	In Day Time	In Time	Out Time	Pit Time	T. Pit Time	Handicap	Penalty
1	11:09:42.047	11:09:42.047	11:13:52.442	4:10.395	4:10.395		
2	11:28:55.788	11:28:55.788	11:31:11.872	2:16.084	6:26.479		
3	11:42:24.950	11:42:24.950	11:49:29.289	7:04.339	13:30.818		

72 Mario Plachutta PROAM Lechner Racing
 Thomas Jäger Mercedes AMG GT3

Nr.	In Day Time	In Time	Out Time	Pit Time	T. Pit Time	Handicap	Penalty
1	11:08:58.045	11:08:58.045	11:16:23.094	7:25.049	7:25.049		
2	11:23:47.585	11:23:47.585	11:27:51.432	4:03.847	11:28.896		
3	11:41:07.081	11:41:07.081	11:49:15.457	8:08.376	19:37.272		

74 Alexander Hrachowina AM HTP Motorsport / MS Racing
 Martin Konrad Mercedes AMG GT3

Nr.	In Day Time	In Time	Out Time	Pit Time	T. Pit Time	Handicap	Penalty
1	11:08:10.166	11:08:10.166	11:15:09.368	6:59.202	6:59.202		
2	11:28:13.639	11:28:13.639	11:31:05.910	2:52.271	9:51.473		
3	11:42:51.462	11:42:51.462	11:50:34.105	7:42.643	17:34.116		

90 Alberto Di Folco PRO Target Racing
 Loris Spinelli Lamborghini Huracan GT3

Nr.	In Day Time	In Time	Out Time	Pit Time	T. Pit Time	Handicap	Penalty
1	10:57:43.663	10:57:43.663	10:58:08.646	24.983	24.983		
2	11:00:10.889	11:00:10.889	11:03:47.979	3:37.090	4:02.073		
3	11:13:15.844	11:13:15.844	11:19:36.664	6:20.820	10:22.893		
4	11:28:53.567	11:28:53.567	11:36:09.019	7:15.452	17:38.345		
5	11:44:02.360	11:44:02.360	11:50:21.289	6:18.929	23:57.274		

91 Bernard Delhez AM Target Racing
 Stefano Costantini Lamborghini Huracan GT3

Nr.	In Day Time	In Time	Out Time	Pit Time	T. Pit Time	Handicap	Penalty
1	11:09:33.521	11:09:33.521	11:16:36.535	7:03.014	7:03.014		
2	11:31:57.320	11:31:57.320	11:36:01.542	4:04.222	11:07.236		
3	11:44:01.301	11:44:01.301	11:49:40.808	5:39.507	16:46.743		


96 Bradley Ellis PROAM Optimum Motorsport
 Oliver Wilkinson Audi R8 LMS

Nr.	In Day Time	In Time	Out Time	Pit Time	T. Pit Time	Handicap	Penalty
1	11:09:00.344	11:09:00.344	11:10:47.030	1:46.686	1:46.686		
2	11:23:51.293	11:23:51.293	11:26:28.320	2:37.027	4:23.713		
3	11:35:40.761	11:35:40.761	11:39:32.554	3:51.793	8:15.506		
4	11:43:35.627	11:43:35.627	11:49:32.083	5:56.456	14:11.962		

333 Rinat Salikhov PROAM Rinaldi Racing
 David Perel Ferrari 488 GT3

Nr.	In Day Time	In Time	Out Time	Pit Time	T. Pit Time	Handicap	Penalty
1	11:05:22.028	11:05:22.028	11:13:39.065	8:17.037	8:17.037		
2	11:21:01.505	11:21:01.505	11:24:03.598	3:02.093	11:19.130		
3	11:33:19.918	11:33:19.918	11:35:02.399	1:42.481	13:01.611		
4	11:42:38.507	11:42:38.507	11:50:53.514	8:15.007	21:16.618		

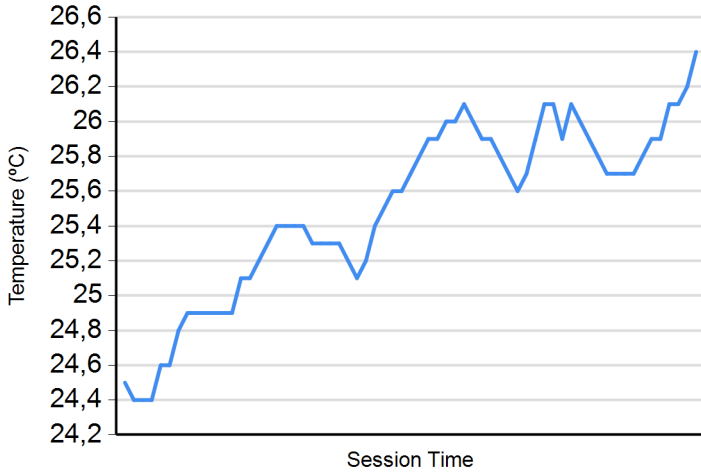




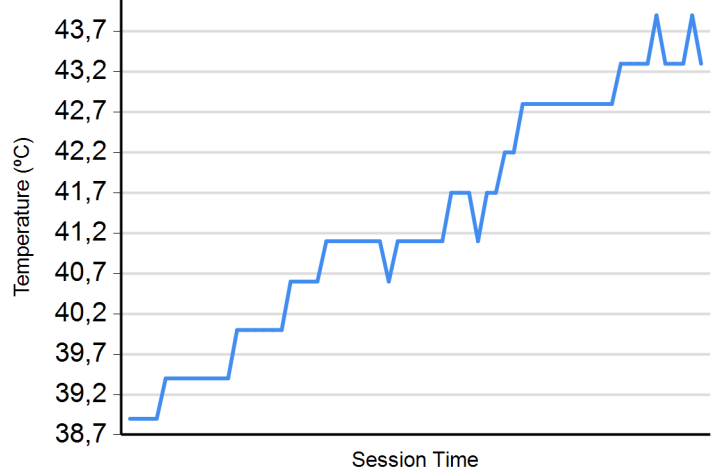
Autodromo Nazionale Monza
International GT Open
Free Practice - 1
Weather Report



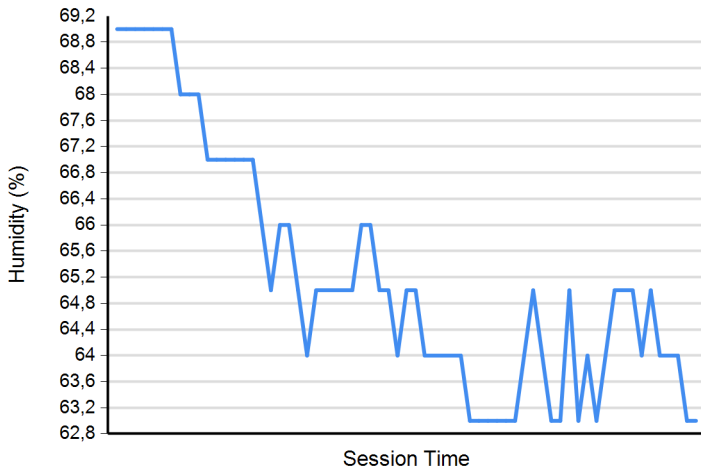
Air Temperature



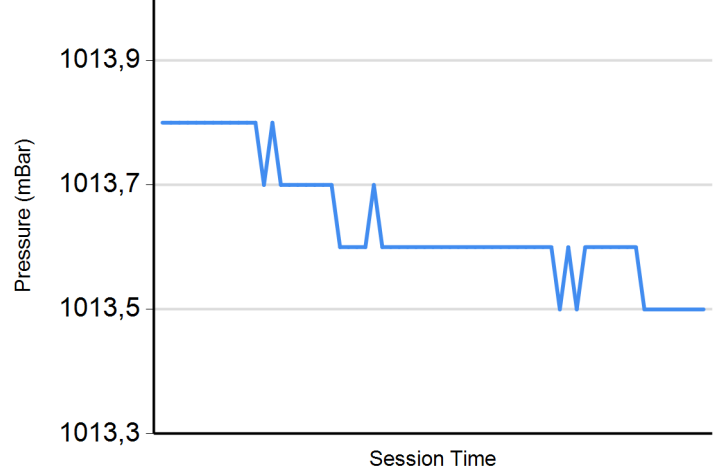
Track Temperature



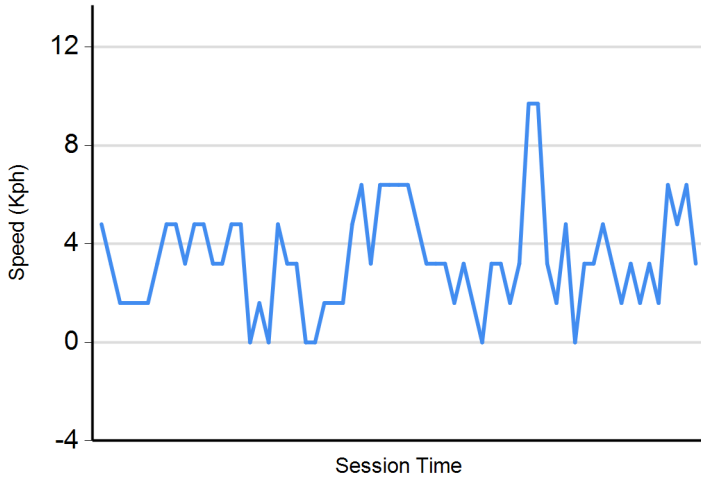
Humidity



Pressure



Wind Speed



Wind direction

North = 0°/360° Est = 90° South = 180° West = 270°

