

Autodromo Nazionale Monza
International GT Open
Qualifying - 2 Driver - 2
Provisional Results



Cls	Nº	Entrant/Team	Nat	Driver 1	Nat	Driver 2	Nat	Vehicle	Cat	Cls	Laps	Best	Time	Gap	Interval	Km/h
1	47	RACE / BMW Team Teo Martín	ESP	Fran Rueda	ESP	Silver Andrés Saravia	GTM	Silver BMW M6 GT3	PRO	1	15	14	1:46.621			195.5
2	51	Luzich Racing	USA	Alessandro Pier Guidi	ITA	Platinum Mikkel Mac	DNK	Gold Ferrari 488 GT3	PRO	2	14	13	1:46.665	0.044	0.044	195.5
3	63	Imperiale Racing	ITA	Giovanni Venturini	ITA	Gold Jeroen Mul	NLD	Silver Lamborghini Huracan GT3	PRO	3	14	12	1:46.963	0.342	0.298	194.9
4	25	Imperiale Racing	ITA	Riccardo Agostini	ITA	Gold Rik Breukers	NLD	Silver Lamborghini Huracan GT3	PRO	4	12	11	1:47.088	0.467	0.125	194.7
5	11	RS Racing	ITA	Daniele Di Amato	ITA	Silver Andrea Montermini	ITA	Gold Ferrari 488 GT3	PRO	5	15	13	1:47.105	0.484	0.017	194.7
6	52	Luzich Racing	USA	Eddie Cheever III	ITA	Silver Nicklas Nielsen	DNK	Bronze Ferrari 488 GT3	PROAM	1	13	12	1:47.123	0.502	0.018	194.6
7	333	Rinaldi Racing	DEU	Rinat Salikhov	RUS	Bronze David Perel	ZAF	Silver Ferrari 488 GT3	PROAM	2	14	13	1:47.162	0.541	0.039	194.6
8	90	Target Racing	ITA	Alberto Di Folco	ITA	Silver Loris Spinelli	ITA	Silver Lamborghini Huracan GT3	PRO	6	15	14	1:47.244	0.623	0.082	194.4
9	96	Optimum Motorsport	GBR	Bradley Ellis	GBR	Silver Oliver Wilkinson	GBR	Bronze Audi R8 LMS	PROAM	3	13	5	1:47.296	0.675	0.052	194.3
10	72	Lechner Racing	AUT	Mario Plachutta	AUT	Bronze Thomas Jäger	DEU	Gold Mercedes AMG GT3	PROAM	4	15	14	1:47.299	0.678	0.003	194.3
11	8	Honda Racing Team JAS	ITA	Bertrand Baguette	BEL	Platinum Esteban Guerrieri	ARG	Gold Honda NSX GT3	PRO	7	12	11	1:47.322	0.701	0.023	194.3
12	12	Ombra Racing	ITA	Stefano Gattuso	ITA	Silver Damiano Fioravanti	ITA	Silver Lamborghini Huracan GT3	PRO	8	12	4	1:47.540	0.919	0.218	193.9
13	19	Imperiale Racing	ITA	Jiatong Liang	CHN	Bronze Raffaele Giammaria	ITA	Gold Lamborghini Huracan GT3	PROAM	5	12	10	1:47.554	0.933	0.014	193.9
14	6	Vincenzo Sospiri Racing	ITA	Nicolas Costa	BRA	Silver Kang Ling	CHN	Silver Lamborghini Huracan GT3	PRO	9	13	12	1:47.595	0.974	0.041	193.8
15	3	RACE / BMW Team Teo Martín	ESP	Lourenço Beirão da Veiga	PRT	Silver Juan Cruz Álvarez	ARG	Silver BMW M6 GT3	PRO	10	13	6	1:47.637	1.016	0.042	193.7
16	71	Luzich Racing	USA	Alexander West	SWE	Bronze Michele Rugolo	ITA	Gold Ferrari 488 GT3	PROAM	6	13	12	1:47.690	1.069	0.053	193.6
17	7	RACE / BMW Team Teo Martín	ESP	Márcio Basso	BRA	Bronze Guilherme Salas	BRA	Bronze BMW M6 GT3	AM	1	7	6	1:47.779	1.158	0.089	193.4
18	74	HTP Motorsport / MS Racing	AUT	Alexander Hrachowina	AUT	Bronze Martin Konrad	AUT	Bronze Mercedes AMG GT3	AM	2	13	12	1:48.008	1.387	0.229	193.0
19	66	Vincenzo Sospiri Racing	ITA	Giulio Borlenghi	BRA	Bronze Andrzej Lewandowski	POL	Bronze Lamborghini Huracan GT3	AM	3	13	10	1:48.413	1.792	0.405	192.3
20	28	Daiko Lazarus Racing	ITA	Toby Sowery	GBR	Silver Giuseppe Cipriani	ITA	Bronze Lamborghini Huracan GT3	PROAM	7	15	13	1:48.843	2.222	0.430	191.6
21	20	SPS Automotive Performance	DEU	Valentin Pierburg	DEU	Bronze Tom Onslow-Cole	GBR	Gold Mercedes AMG GT3	PROAM	8	15	13	1:49.090	2.469	0.247	191.1
22	16	Drivex School	ESP	Marcelo Hahn	BRA	Bronze Alan Hellmeister	BRA	Silver Mercedes AMG GT3	PROAM	9	15	7	1:49.192	2.571	0.102	190.9
23	41	Drivex School	ESP	Duarte Félix Da Costa	PRT	Bronze Ricardo Baptista	BRA	Bronze Mercedes AMG GT3	AM	4	14	12	1:49.210	2.589	0.018	190.9
24	9	ARC Bratislava	SVK	Miro Konôpka	SVK	Bronze Zdeno Mikulasko	SVK	Bronze Lamborghini Huracan GT3	AM	5	15	14	1:49.252	2.631	0.042	190.8
25	33	Rinaldi Racing	DEU	Christian Hook	DEU	Bronze Dominik Schwager	DEU	Gold Ferrari 488 GT3	PROAM	10	17	16	1:49.284	2.663	0.032	190.8
26	27	Daiko Lazarus Racing	ITA	Fabrizio Crestani	ITA	Silver Miguel Ramos	PRT	Bronze Lamborghini Huracan GT3	PROAM	11	9	5	1:49.331	2.710	0.047	190.7
27	91	Target Racing	ITA	Bernard Delhez	BEL	Bronze Stefano Costantini	ITA	Bronze Lamborghini Huracan GT3	AM	6	15	12	1:49.591	2.970	0.260	190.2

CAR #333 TIME 1:48.630 DISALLOWED TRACK LIMITS AT T 11

CAR #11 TIME 1:47.327 DISALLOWED TRACK LIMITS AT T11

CAR #63 TIME 1:47.405 DISALLOWED TRACK LIMITS AT T11

Published at:.....

Track Temp: 28.1 °C

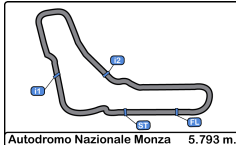
Air Temp: 21.4 °C

Humidity: 76 %

Track Status: DRY

Stewards:	Race Director:	Timekeeper:
------------------	-----------------------	--------------------





Autodromo Nazionale Monza
International GT Open
Qualifying - 2 Driver - 2
Provisional Results by Class




Cls	Nº	Entrant/Team	Nat	Driver 1	Nat	Status	Driver 2	Nat	Status	Vehicle	Cat	Cls	Laps	Best	Time	Gap	Interval	Km/h	
PRO																			
1	47	RACE / BMW Team Teo Martín	ESP	<u>Fran Rueda</u>	ESP	Silver	Andrés Saravia	GTM	Silver	BMW M6 GT3	PRO	1	15	14	1:46.621			195.5	
2	51	Luzich Racing	USA	<u>Alessandro Pier Guidi</u>	ITA	Platinum	Mikkel Mac	DNK	Gold	Ferrari 488 GT3	PRO	2	14	13	1:46.665	0.044	0.044	195.5	
3	63	Imperiale Racing	ITA	Giovanni Venturini	ITA	Gold	<u>Jeroen Mul</u>	NLD	Silver	Lamborghini Huracan GT3	PRO	3	14	12	1:46.963	0.342	0.298	194.9	
4	25	Imperiale Racing	ITA	Riccardo Agostini	ITA	Gold	<u>Rik Breukers</u>	NLD	Silver	Lamborghini Huracan GT3	PRO	4	12	11	1:47.088	0.467	0.125	194.7	
5	11	RS Racing	ITA	Daniele Di Amato	ITA	Silver	<u>Andrea Montermini</u>	ITA	Gold	Ferrari 488 GT3	PRO	5	15	13	1:47.105	0.484	0.017	194.7	
6	90	Target Racing	ITA	<u>Alberto Di Folco</u>	ITA	Silver	Loris Spinelli	ITA	Silver	Lamborghini Huracan GT3	PRO	6	15	14	1:47.244	0.623	0.139	194.4	
7	8	Honda Racing Team JAS	ITA	Bertrand Baguette	BEL	Platinum	<u>Esteban Guerrieri</u>	ARG	Gold	Honda NSX GT3	PRO	7	12	11	1:47.322	0.701	0.078	194.3	
8	12	Ombra Racing	ITA	<u>Stefano Gattuso</u>	ITA	Silver	Damiano Fioravanti	ITA	Silver	Lamborghini Huracan GT3	PRO	8	12	4	1:47.540	0.919	0.218	193.9	
9	6	Vincenzo Sospiri Racing	ITA	<u>Nicolas Costa</u>	BRA	Silver	Kang Ling	CHN	Silver	Lamborghini Huracan GT3	PRO	9	13	12	1:47.595	0.974	0.055	193.8	
10	3	RACE / BMW Team Teo Martín	ESP	Lourenço Beirão da Veiga	PRT	Silver	<u>Juan Cruz Álvarez</u>	ARG	Silver	BMW M6 GT3	PRO	10	13	6	1:47.637	1.016	0.042	193.7	
PROAM																			
1	52	Luzich Racing	USA	Eddie Cheever III	ITA	Silver	<u>Nicklas Nielsen</u>	DNK	Bronze	Ferrari 488 GT3	PROAM	1	13	12	1:47.123			194.6	
2	333	Rinaldi Racing	DEU	Rinat Salikhov	RUS	Bronze	<u>David Perel</u>	ZAF	Silver	Ferrari 488 GT3	PROAM	2	14	13	1:47.162	0.039	0.039	194.6	
3	96	Optimum Motorsport	GBR	<u>Bradley Ellis</u>	GBR	Silver	Oliver Wilkinson	GBR	Bronze	Audi R8 LMS	PROAM	3	13	5	1:47.296	0.173	0.134	194.3	
4	72	Lechner Racing	AUT	Mario Plachutta	AUT	Bronze	<u>Thomas Jäger</u>	DEU	Gold	Mercedes AMG GT3	PROAM	4	15	14	1:47.299	0.176	0.003	194.3	
5	19	Imperiale Racing	ITA	Jiatong Liang	CHN	Bronze	<u>Raffaele Giammaria</u>	ITA	Gold	Lamborghini Huracan GT3	PROAM	5	12	10	1:47.554	0.431	0.255	193.9	
6	71	Luzich Racing	USA	Alexander West	SWE	Bronze	<u>Michele Rugolo</u>	ITA	Gold	Ferrari 488 GT3	PROAM	6	13	12	1:47.690	0.567	0.136	193.6	
7	28	Daiko Lazarus Racing	ITA	Toby Sowery	GBR	Silver	<u>Giuseppe Cipriani</u>	ITA	Bronze	Lamborghini Huracan GT3	PROAM	7	15	13	1:48.843	1.720	1.153	191.6	
8	20	SPS Automotive Performance	DEU	<u>Valentin Pierburg</u>	DEU	Bronze	Tom Onslow-Cole	GBR	Gold	Mercedes AMG GT3	PROAM	8	15	13	1:49.090	1.967	0.247	191.1	
9	16	Drivex School	ESP	<u>Marcelo Hahn</u>	BRA	Bronze	Alan Hellmeister	BRA	Silver	Mercedes AMG GT3	PROAM	9	15	7	1:49.192	2.069	0.102	190.9	
10	33	Rinaldi Racing	DEU	<u>Christian Hook</u>	DEU	Bronze	Dominik Schwager	DEU	Gold	Ferrari 488 GT3	PROAM	10	17	16	1:49.284	2.161	0.092	190.8	
11	27	Daiko Lazarus Racing	ITA	Fabrizio Crestani	ITA	Silver	<u>Miguel Ramos</u>	PRT	Bronze	Lamborghini Huracan GT3	PROAM	11	9	5	1:49.331	2.208	0.047	190.7	
AM																			
1	7	RACE / BMW Team Teo Martín	ESP	Márcio Basso	BRA	Bronze	<u>Guilherme Salas</u>	BRA	Bronze	BMW M6 GT3	AM	1	7	6	1:47.779			193.4	
2	74	HTP Motorsport / MS Racing	AUT	Alexander Hrachowina	AUT	Bronze	<u>Martin Konrad</u>	AUT	Bronze	Mercedes AMG GT3	AM	2	13	12	1:48.008	0.229	0.229	193.0	
3	66	Vincenzo Sospiri Racing	ITA	<u>Giulio Borlenghi</u>	BRA	Bronze	Andrzej Lewandowski	POL	Bronze	Lamborghini Huracan GT3	AM	3	13	10	1:48.413	0.634	0.405	192.3	
4	41	Drivex School	ESP	<u>Duarte Félix Da Costa</u>	PRT	Bronze	Ricardo Baptista	BRA	Bronze	Mercedes AMG GT3	AM	4	14	12	1:49.210	1.431	0.797	190.9	
5	9	ARC Bratislava	SVK	<u>Miro Konôpka</u>	SVK	Bronze	Zdeno Mikulasko	SVK	Bronze	Lamborghini Huracan GT3	AM	5	15	14	1:49.252	1.473	0.042	190.8	
6	91	Target Racing	ITA	<u>Bernard Delhez</u>	BEL	Bronze	Stefano Costantini	ITA	Bronze	Lamborghini Huracan GT3	AM	6	15	12	1:49.591	1.812	0.339	190.2	

Published at:.....

Track Temp: 28.1 °C Air Temp: 21.4 °C Humidity: 76 % Track Status: DRY

Stewards:	Race Director:	Timekeeper:
------------------	-----------------------	--------------------





Autodromo Nazionale Monza
International GT Open
Qualifying - 2 Driver - 2
Lap Analysis




3							8								
1 Lourenço Beirão da Veiga			BMW M6 GT3				1 Bertrand Baguette			Honda NSX GT3					
PRO 2 Juan Cruz Álvarez			RACE / BMW Team Teo Martin				PRO 2 Esteban Guerrieri			Honda Racing Team JAS					
Lap	D	Time	Sector 1	Sector 2	Sector 3	T. Spd	Elapsed	Lap	D	Time	Sector 1	Sector 2	Sector 3	T. Spd	Elapsed
1	2	9:42:14.524	9:40:51.503	42.684	40.337	117.2	9:42:14.524	1	2	9:42:36.272	9:41:16.971	38.800	40.501	212.1	9:42:36.272
2	2	1:49.172	34.947	37.226	36.999	269.3	9:44:03.696	2	2	1:50.087	34.441	37.241	38.405	276.9	9:44:26.359
3	2	1:56.239 P	34.299	37.599	44.341	276.2	9:45:59.935	3	2	1:48.304	34.107	36.999	37.198	276.2	9:46:14.663
4	2	3:02.951	1:47.683	38.018	37.250	212.1	9:49:02.886	4	2	2:04.261	37.954	46.559	39.748	277.6	9:48:18.924
5	2	1:48.077	34.433	36.759	36.885	277.6	9:50:50.963	5	2	1:47.701	34.090	36.845	36.766	281.2	9:50:06.625
6	2	1:47.637	34.233	36.777	36.627	278.3	9:52:38.600	6	2	1:58.500 P	34.753	37.717	46.030	254.1	9:52:05.125
7	2	2:01.163 P	34.259	36.779	50.125	278.3	9:54:39.763	7	2	12:42.856 P	10:21.176	1:04.308	1:17.372	190.1	10:04:47.981
8	2	9:01.815 P	6:55.437	56.659	1:09.719	209.7	10:03:41.578	8	2	5:20.436	4:04.149	38.250	38.037	214.7	10:10:08.417
9	2	7:13.727	5:53.815	41.678	38.234	112.7	10:10:55.305	9	2	1:48.698	34.248	37.027	37.423	279.0	10:11:57.115
10	2	1:48.040	34.455	36.861	36.724	276.2	10:12:43.345	10	2	1:47.403	34.031	36.696	36.676	282.7	10:13:44.518
11	2	1:47.642	34.283	36.673	36.686	275.5	10:14:30.987	11	2	1:47.322	33.964	36.687	36.671	280.5	10:15:31.840
12	2	1:47.715	34.365	36.707	36.643	276.9	10:16:18.702	12	2	1:59.603 P	34.054	41.107	44.442	276.9	10:17:31.443
13	2	2:00.531 P	34.342	37.229	48.960	278.3	10:18:19.233								

6							9								
1 Nicolas Costa			Lamborghini Huracan GT3				AM 2 Zdeno Mikulasko			ARC Bratislava					
PRO 2 Kang Ling			Vincenzo Sospiri Racing				Lap D			Time					
Lap	D	Time	Sector 1	Sector 2	Sector 3	T. Spd	Elapsed	Lap	D	Time	Sector 1	Sector 2	Sector 3	T. Spd	Elapsed
1	1	9:46:13.580	9:44:51.878	42.370	39.332	180.6	9:46:13.580	1	1	9:42:30.469	9:41:03.095	43.696	43.678	194.2	9:42:30.469
2	1	1:49.006	34.520	37.312	37.174	274.8	9:48:02.586	2	1	1:53.163	35.472	38.947	38.744	271.3	9:44:23.632
3	1	1:48.545	34.400	37.161	36.984	276.2	9:49:51.131	3	1	1:52.914	35.387	38.525	39.002	273.4	9:46:16.546
4	1	1:48.923	34.202	37.622	37.099	276.2	9:51:40.054	4	1	1:51.990	35.002	38.394	38.594	274.8	9:48:08.536
5	1	1:48.474	34.233	36.867	37.374	278.3	9:53:28.528	5	1	1:51.622	35.076	38.143	38.403	272.0	9:50:00.158
6	1	1:54.556 P	34.275	37.069	43.212	278.3	9:55:23.084	6	1	1:53.694	36.635	38.796	38.263	226.8	9:51:53.852
7	1	7:22.387 P	5:36.441	42.530	1:03.416	210.9	10:02:45.471	7	1	1:51.365	34.912	38.071	38.382	276.9	9:53:45.217
8	1	7:38.198	6:21.819	38.056	38.323	204.9	10:10:23.669	8	1	1:51.002	34.998	37.859	38.145	276.9	9:55:36.219
9	1	1:48.007	34.282	36.952	36.773	276.9	10:12:11.676	9	1	1:58.599 P	34.902	38.127	45.570	272.7	9:57:34.818
10	1	1:47.793	34.184	36.800	36.809	276.2	10:13:59.469	10	1	4:56.804 P	3:22.709	38.373	55.722	195.6	10:02:31.622
11	1	1:50.598	34.081	36.874	39.643	278.3	10:15:50.067	11	1	7:45.552	6:27.220	38.204	40.128	206.8	10:10:17.174
12	1	1:47.595	34.139	36.636	36.820	276.9	10:17:37.662	12	1	1:50.699	34.892	37.733	38.074	272.0	10:12:07.873
13	1	2:30.403 P	44.605	46.748	59.050	180.9	10:20:08.065	13	1	1:50.385	34.970	37.609	37.806	275.5	10:13:58.258

7							11								
1 Márcio Basso			BMW M6 GT3				PRO 2 Daniele Di Amato			Ferrari 488 GT3					
AM 2 Guilherme Salas			RACE / BMW Team Teo Martin				PRO 2 Andrea Montermini			RS Racing					
Lap	D	Time	Sector 1	Sector 2	Sector 3	T. Spd	Elapsed	Lap	D	Time	Sector 1	Sector 2	Sector 3	T. Spd	Elapsed
1	2	9:42:21.383	9:40:58.067	40.851	42.465	206.5	9:42:21.383	1	2	9:43:26.780	9:41:46.069	53.904	46.807	164.6	9:43:26.780
2	2	1:50.372	34.926	37.788	37.658	274.1	9:44:11.755	2	2	1:57.815	36.724	43.220	37.871	255.9	9:45:24.595
3	2	1:58.241 P	34.970	37.953	45.318	269.3	9:46:09.996	3	2	2:05.453	34.491	44.641	46.321	275.5	9:47:30.048
4	2	3:47.681	2:28.325	39.876	39.480	161.1	9:49:57.677	4	2	1:47.707	34.419	36.535	36.753	275.5	9:49:17.755
5	2	1:49.478	34.406	36.858	38.214	274.8	9:51:47.155	5	2	1:49.151	34.336	36.733	38.082	275.5	9:51:06.906
6	2	1:47.779	34.230	36.616	36.933	276.9	9:53:34.934	6	2	1:47.914	34.222	36.718	36.974	275.5	9:52:54.820
7	2	1:59.210 P	34.161	36.749	48.300	277.6	9:55:34.144	7	2	1:47.327	34.240	36.446	36.641	274.8	9:54:42.147
								8	2	1:52.770 P	34.251	36.449	42.070	275.5	9:56:34.917
								9	2	6:31.069 P	4:45.159	45.268	1:00.642	212.5	10:03:05.986
								10	2	6:51.262	5:35.330	37.887	38.045	208.0	10:09:57.248
								11	2	2:03.544	34.234	36.822	52.488	275.5	10:12:00.792
								12	2	1:54.973	37.532	39.403	38.038	276.2	10:13:55.765
								13	2	1:47.105	34.189	36.394	36.522	278.3	10:15:42.870
								14	2	1:47.298	34.170	36.466	36.662	279.0	10:17:30.168
								15	2	3:37.930 P	40.650	42.312	2:14.968	164.6	10:21:08.098





Autodromo Nazionale Monza
International GT Open
Qualifying - 2 Driver - 2
Lap Analysis



12 1 Stefano Gattuso Lamborghini Huracan GT3 **20** 1 Valentin Pierburg Mercedes AMG GT3
 PRO 2 Damiano Fioravanti Ombra Racing PROAM 2 Tom Onslow-Cole SPS Automotive Performance

Lap	D	Time	Sector 1	Sector 2	Sector 3	T. Spd	Elapsed	Lap	D	Time	Sector 1	Sector 2	Sector 3	T. Spd	Elapsed
1	1	9:42:41.083 P	9:41:11.086	41.566	48.431	171.7	9:42:41.083	1	1	9:42:19.577	9:41:00.204	39.257	40.116	176.4	9:42:19.577
2	1	2:46.173	1:29.888	39.054	37.231	211.3	9:45:27.256	2	1	1:51.484	35.291	37.836	38.357	270.6	9:44:11.061
3	1	1:48.428	34.368	37.202	36.858	278.3	9:47:15.684	3	1	1:57.262 P	35.183	37.993	44.086	271.3	9:46:08.323
4	1	1:47.540	34.274	36.471	36.795	277.6	9:49:03.224	4	1	2:52.684	1:35.473	39.414	37.797	211.3	9:49:01.007
5	1	2:01.275	34.818	48.150	38.307	279.7	9:51:04.499	5	1	1:49.750	35.102	37.076	37.572	271.3	9:50:50.757
6	1	2:05.934 P	34.453	36.700	54.781	277.6	9:53:10.433	6	1	1:54.339	35.978	38.277	40.084	270.0	9:52:45.096
7	1	10:37.479 P	8:23.692	52.839	1:20.948	210.1	10:03:47.912	7	1	1:49.779	35.156	36.963	37.660	270.0	9:54:34.875
8	1	6:18.622	5:02.924	38.406	37.292	209.3	10:10:06.534	8	1	1:49.876	34.752	37.492	37.632	270.0	9:56:24.751
9	1	1:47.759	34.441	36.581	36.737	275.5	10:11:54.293	9	1	1:55.608 P	34.878	37.185	43.545	268.6	9:58:20.359
10	1	1:47.648	34.373	36.612	36.663	279.0	10:13:41.941	10	1	3:48.154 P	2:10.541	42.985	54.628	212.5	10:02:08.513
11	1	1:55.631	34.068	36.449	45.114	279.0	10:15:37.572	11	1	8:03.412	6:41.756	42.483	39.173	200.3	10:10:11.925
12	1	2:11.589 P	37.228	42.914	51.447	204.9	10:17:49.161	12	1	1:49.588	35.016	37.050	37.522	270.6	10:12:01.513


16 1 Marcelo Hahn Mercedes AMG GT3
 PROAM 2 Alan Hellmeister Drivex School

Lap	D	Time	Sector 1	Sector 2	Sector 3	T. Spd	Elapsed	Lap	D	Time	Sector 1	Sector 2	Sector 3	T. Spd	Elapsed
1	1	9:42:56.193	9:41:36.664	40.280	39.249	208.0	9:42:56.193	13	1	1:49.090	34.575	37.073	37.442	274.1	10:13:50.603
2	1	1:51.760	35.204	38.067	38.489	268.6	9:44:47.953	14	1	1:50.176	35.071	37.102	38.003	272.0	10:15:40.779
3	1	1:57.470 P	35.482	38.028	43.960	269.3	9:46:45.423	15	1	1:59.578 P	35.142	39.153	45.283	272.0	10:17:40.357
4	1	3:00.399	1:44.715	37.876	37.808	210.5	9:49:45.822	25	1	Riccardo Agostini	Lamborghini Huracan GT3				
5	1	1:49.698	34.664	37.372	37.662	270.0	9:51:35.520	PRO	2	Rik Breukers	Imperiale Racing				
6	1	1:50.151	34.889	37.615	37.647	266.6	9:53:25.671	Lap D	Time	Sector 1	Sector 2	Sector 3	T. Spd	Elapsed	
7	1	1:49.192	34.514	37.186	37.492	272.7	9:55:14.863	1	2	9:43:48.923	9:42:20.896	43.185	44.842	206.1	9:43:48.923
8	1	1:57.219 P	34.782	37.560	44.877	270.0	9:57:12.082	2	2	1:47.986	34.324	36.783	36.879	275.5	9:45:36.909
9	1	4:29.668	3:14.658	37.479	37.531	208.4	10:01:41.750	3	2	1:47.490	34.243	36.441	36.806	276.2	9:47:24.399
10	1	3:12.020 P	50.905	1:06.175	1:14.940	150.8	10:04:53.770	4	2	1:47.317	34.253	36.455	36.609	276.2	9:49:11.716
11	1	5:31.032	4:15.219	37.777	38.036	210.5	10:10:24.802	5	2	1:55.487 P	34.662	36.946	43.879	278.3	9:51:07.203
12	1	1:49.435	34.673	37.466	37.296	272.0	10:12:14.237	6	2	9:45.251	8:25.938	39.360	39.953	211.3	10:00:52.454
13	1	1:52.114	35.999	38.618	37.497	272.7	10:14:06.351	7	2	2:15.443 P	34.761	46.128	54.554	274.1	10:03:07.897
14	1	1:49.758	34.645	37.727	37.386	272.0	10:15:56.109	8	2	7:33.170	6:05.552	42.630	44.988	210.1	10:10:41.067
15	1	1:58.675 P	34.560	37.761	46.354	272.7	10:17:54.784	9	2	1:47.685	34.442	36.410	36.833	274.1	10:12:28.752
								10	2	1:47.227	34.361	36.313	36.553	274.8	10:14:15.979
								11	2	1:47.088	34.196	36.380	36.512	276.2	10:16:03.067
								12	2	2:04.618 P	34.251	37.243	53.124	276.9	10:18:07.685

19 1 Jiatong Liang Lamborghini Huracan GT3 **27** 1 Fabrizio Crestani Lamborghini Huracan GT3
 PROAM 2 Raffaele Giammaria Imperiale Racing PROAM 2 Miguel Ramos Daiko Lazarus Racing

Lap	D	Time	Sector 1	Sector 2	Sector 3	T. Spd	Elapsed	Lap	D	Time	Sector 1	Sector 2	Sector 3	T. Spd	Elapsed
1	2	9:44:41.447	9:43:24.866	38.841	37.740	210.5	9:44:41.447	1	2	9:42:27.193	9:40:57.111	47.967	42.115	116.6	9:42:27.193
2	2	1:47.906	34.470	36.782	36.654	275.5	9:46:29.353	2	2	2:08.990 P	36.553	42.101	50.336	234.7	9:44:36.183
3	2	1:47.752	34.241	36.508	37.003	276.2	9:48:17.105	3	2	4:13.330	2:54.195	39.843	39.292	204.9	9:48:49.513
4	2	1:51.505	34.292	39.374	37.839	276.9	9:50:08.610	4	2	1:49.634	34.821	37.496	37.317	274.1	9:50:39.147
5	2	1:57.865 P	34.348	37.574	45.943	279.0	9:52:06.475	5	2	1:49.331	34.665	37.285	37.381	272.7	9:52:28.478
6	2	9:16.410	7:58.718	39.605	38.087	203.0	10:01:22.885	6	2	2:07.751 P	34.654	36.985	56.112	272.0	9:54:36.229
7	2	2:38.829 P	40.676	43.564	1:14.589	276.2	10:04:01.714	7	2	5:36.904	4:17.715	37.885	41.304	207.2	10:00:13.133
8	2	7:07.761	5:51.628	37.657	38.476	212.5	10:11:09.475	8	2	2:06.771 P	34.972	37.066	54.733	271.3	10:02:19.904
9	2	1:48.175	34.322	36.665	37.188	278.3	10:12:57.650	9	2	8:05.712 P	6:29.275	38.491	57.946	204.5	10:10:25.616
10	2	1:47.554	34.258	36.584	36.712	277.6	10:14:45.204								
11	2	1:47.663	34.117	36.831	36.715	277.6	10:16:32.867								
12	2	2:16.074 P	43.224	41.395	51.455	187.1	10:18:48.941								





Autodromo Nazionale Monza
International GT Open
Qualifying - 2 Driver - 2
Lap Analysis



28

1 Toby Sowery

Lamborghini Huracan GT3 47

1 Fran Rueda

BMW M6 GT3

PROAM

2 Giuseppe Cipriani

Daiko Lazarus Racing

PRO

2 Andrés Saravia

RACE / BMW Team Teo Martín

Lap	D	Time	Sector 1	Sector 2	Sector 3	T. Spd	Elapsed	Lap	D	Time	Sector 1	Sector 2	Sector 3	T. Spd	Elapsed
1	2	9:42:06.249	9:40:44.374	41.056	40.819	198.1	9:42:06.249	1	1	9:42:17.893	9:40:55.502	41.995	40.396	210.9	9:42:17.893
2	2	1:53.346	35.682	38.704	38.960	267.3	9:43:59.595	2	1	1:49.531	34.859	37.296	37.376	274.1	9:44:07.424
3	2	2:06.948 P	35.264	43.561	48.123	269.3	9:46:06.543	3	1	1:48.905	34.750	37.090	37.065	276.2	9:45:56.329
4	2	4:29.293	3:10.543	40.086	38.664	206.8	9:50:35.836	4	1	1:54.709 P	34.736	36.977	42.996	276.2	9:47:51.038
5	2	1:50.610	34.873	37.826	37.911	276.9	9:52:26.446	5	1	4:22.225	3:01.949	43.271	37.005	203.7	9:52:13.263
6	2	1:49.870	34.743	37.549	37.578	275.5	9:54:16.316	6	1	1:47.639	34.435	36.643	36.561	276.2	9:54:00.902
7	2	1:49.345	34.679	37.208	37.458	275.5	9:56:05.661	7	1	1:47.370	34.282	36.610	36.478	276.9	9:55:48.272
8	2	1:59.089 P	34.775	38.162	46.152	275.5	9:58:04.750	8	1	1:47.148	34.242	36.574	36.332	276.2	9:57:35.420
9	2	4:46.681 P	3:04.943	39.497	1:02.241	210.9	10:02:51.431	9	1	1:54.881 P	34.854	37.123	42.904	261.5	9:59:30.301
10	2	7:08.332	5:51.433	38.431	38.468	187.5	10:09:59.763	10	1	4:20.089 P	2:08.621	54.224	1:17.244	207.6	10:03:50.390
11	2	1:49.559	34.506	37.532	37.521	278.3	10:11:49.322	11	1	7:03.184	5:48.815	37.712	36.657	167.7	10:10:53.574
12	2	1:49.067	34.574	37.051	37.442	276.2	10:13:38.389	12	1	1:47.156	34.330	36.466	36.360	276.9	10:12:40.730
13	2	1:48.843	34.511	36.995	37.337	276.9	10:15:27.232	13	1	1:47.012	34.246	36.421	36.345	276.9	10:14:27.742
14	2	1:49.296	34.660	37.220	37.416	276.9	10:17:16.528	14	1	1:46.621	34.161	36.274	36.186	277.6	10:16:14.363
15	2	2:27.429 P	37.969	43.348	1:06.112	192.1	10:19:43.957	15	1	2:04.104 P	35.748	38.095	50.261	236.3	10:18:18.467

33

1 Christian Hook

Ferrari 488 GT3 51

1 Alessandro Pier Guidi

Ferrari 488 GT3

PROAM

2 Dominik Schwager

Rinaldi Racing

PRO

2 Mikkel Mac

Luzich Racing

Lap	D	Time	Sector 1	Sector 2	Sector 3	T. Spd	Elapsed	Lap	D	Time	Sector 1	Sector 2	Sector 3	T. Spd	Elapsed
1	1	9:42:37.355	9:41:18.108	39.690	39.557	207.6	9:42:37.355	1	1	9:42:23.863	9:41:04.879	39.459	39.525	211.7	9:42:23.863
2	1	1:51.038	34.886	37.958	38.194	273.4	9:44:28.393	2	1	1:50.127	34.695	38.112	37.320	274.1	9:44:13.990
3	1	1:50.435	34.848	37.765	37.822	276.2	9:46:18.828	3	1	1:57.120 P	34.560	37.358	45.202	276.2	9:46:11.110
4	1	1:50.463	34.688	37.834	37.941	273.4	9:48:09.291	4	1	3:43.318	2:28.560	37.527	37.231	154.9	9:49:54.428
5	1	1:50.974	34.843	37.924	38.207	272.7	9:50:00.265	5	1	1:47.299	34.310	36.406	36.583	276.9	9:51:41.727
6	1	1:50.307	34.854	37.737	37.716	276.2	9:51:50.572	6	1	1:47.133	34.082	36.300	36.751	276.9	9:53:28.860
7	1	1:51.156	35.355	37.933	37.868	275.5	9:53:41.728	7	1	1:50.369	34.296	38.433	37.640	277.6	9:55:19.229
8	1	1:57.368 P	34.644	37.806	44.918	274.8	9:55:39.096	8	1	1:54.196 P	34.314	36.444	43.438	275.5	9:57:13.425
9	1	4:00.822	2:43.044	39.092	38.686	212.5	9:59:39.918	9	1	7:32.290 P	5:12.204	1:03.849	1:16.237	168.7	10:04:45.715
10	1	1:50.571	34.688	38.052	37.831	271.3	10:01:30.489	10	1	6:20.469	5:05.674	37.248	37.547	213.4	10:11:06.184
11	1	3:21.142 P	1:01.716	1:05.267	1:14.159	155.6	10:04:51.631	11	1	1:47.550	34.314	36.750	36.486	275.5	10:12:53.734
12	1	5:36.701	4:19.991	38.358	38.352	212.1	10:10:28.332	12	1	1:47.342	34.258	36.429	36.655	276.2	10:14:41.076
13	1	1:50.253	34.829	37.788	37.636	273.4	10:12:18.585	13	1	1:46.665	34.031	36.188	36.446	276.9	10:16:27.741
14	1	1:49.416	34.502	37.521	37.393	274.8	10:14:08.001	14	1	2:16.148 P	34.065	43.417	58.666	277.6	10:18:43.889
15	1	1:49.579	34.430	37.466	37.683	275.5	10:15:57.580								
16	1	1:49.284	34.528	37.294	37.462	276.9	10:17:46.864								
17	1	2:23.156 P	39.450	43.781	59.925	203.7	10:20:10.020								

41

1 Duarte Félix Da Costa

Mercedes AMG GT3

52

1 Eddie Cheever III

Ferrari 488 GT3

AM

2 Ricardo Baptista

Drivex School


PROAM

2 Nicklas Nielsen

Luzich Racing

Lap	D	Time	Sector 1	Sector 2	Sector 3	T. Spd	Elapsed	Lap	D	Time	Sector 1	Sector 2	Sector 3	T. Spd	Elapsed
1	1	9:43:08.261	9:41:34.550	47.120	46.591	154.9	9:43:08.261	1	2	9:46:08.491	9:44:46.370	42.026	40.095	154.7	9:46:08.491
2	1	2:08.725	41.691	43.517	43.517	158.8	9:45:16.986	2	2	1:50.059	35.127	37.435	37.497	261.5	9:47:58.550
3	1	2:13.816 P	35.657	41.575	56.584	266.6	9:47:30.802	3	2	1:48.392	34.496	36.907	36.989	272.0	9:49:46.942
4	1	3:37.453	2:18.279	40.182	38.992	106.1	9:51:08.255	4	2	1:48.747	34.360	36.802	37.585	274.1	9:51:35.689
5	1	1:50.150	34.966	37.421	37.763	272.0	9:52:58.405	5	2	1:47.996	34.409	36.634	36.953	273.4	9:53:23.685
6	1	1:50.143	35.114	37.387	37.642	270.6	9:54:48.548	6	2	1:54.859 P	34.457	36.904	43.498	273.4	9:55:18.544
7	1	1:59.195 P	34.905	37.548	46.742	270.6	9:56:47.743	7	2	4:43.180	3:27.392	38.495	37.293	209.3	10:00:01.724
8	1	4:29.069	3:08.503	41.772	38.794	187.1	10:01:16.812	8	2	2:05.726 P	34.529	36.636	54.561	272.0	10:02:07.450
9	1	2:43.548 P	39.357	45.870	1:18.321	258.3	10:04:00.360	9	2	8:55.899	7:37.444	38.820	39.635	183.0	10:11:03.349
10	1	6:13.819	4:47.146	44.529	42.144	207.2	10:10:14.179	10	2	1:47.251	34.323	36.466	36.462	272.7	10:12:50.600
11	1	1:50.218	35.132	37.528	37.558	272.0	10:12:04.397	11	2	1:47.283	34.258	36.557	36.468	274.8	10:14:37.883
12	1	1:49.210	34.682	37.153	37.375	274.1	10:13:53.607	12	2	1:47.123	34.156	36.461	36.506	274.8	10:16:25.006
13	1	1:59.533	36.807	44.621	38.105	272.7	10:15:53.140	13	2	3:09.635 P	54.391	1:01.317	1:13.927	208.4	10:19:34.641
14	1	2:07.964 P	34.665	40.811	52.488	272.0	10:18:01.104								





Autodromo Nazionale Monza
International GT Open
Qualifying - 2 Driver - 2
Lap Analysis



63

1 Giovanni Venturini Lamborghini Huracan GT3
 PRO 2 Jeroen Mul Imperiale Racing

Lap	D	Time	Sector 1	Sector 2	Sector 3	T. Spd	Elapsed
1	2	9:43:01.967	9:41:34.504	43.911	43.552	151.2	9:43:01.967
2	2	1:53.834	35.017	41.103	37.714	273.4	9:44:55.801
3	2	1:48.791	34.382	37.193	37.216	275.5	9:46:44.592
4	2	1:58.880 P	36.073	37.989	44.818	264.0	9:48:43.472
5	2	4:31.301	3:12.527	36.913	41.861	214.2	9:53:14.773
6	2	1:47.505	34.485	36.436	36.584	276.2	9:55:02.278
7	2	1:47.405	34.104	36.554	36.747	276.2	9:56:49.683
8	2	1:47.661	34.136	36.808	36.717	275.5	9:58:37.344
9	2	1:55.346 P	35.134	36.720	43.492	275.5	10:00:32.690
10	2	10:40.788	9:23.084	37.867	39.837	213.8	10:11:13.478
11	2	1:47.085	34.260	36.325	36.500	276.2	10:13:00.563
12	2	1:46.963	34.027	36.401	36.535	277.6	10:14:47.526
13	2	1:54.163	33.958	41.495	38.710	277.6	10:16:41.689
14	2	2:36.424 P	55.256	48.148	53.020	155.8	10:19:18.113

72

1 Mario Plachutta Mercedes AMG GT3
 PROAM 2 Thomas Jäger Lechner Racing

Lap	D	Time	Sector 1	Sector 2	Sector 3	T. Spd	Elapsed
1	2	9:43:30.930	9:42:02.782	45.937	42.211	181.2	9:43:30.930
2	2	1:50.665	35.262	37.775	37.628	267.3	9:45:21.595
3	2	1:48.988	34.686	37.130	37.172	272.7	9:47:10.583
4	2	1:48.547	34.564	37.166	36.817	271.3	9:48:59.130
5	2	1:48.253	34.518	36.997	36.738	272.7	9:50:47.383
6	2	1:47.871	34.347	36.791	36.733	272.7	9:52:35.254
7	2	1:47.537	34.267	36.630	36.640	272.0	9:54:22.791
8	2	1:58.223 P	34.244	36.731	47.248	272.0	9:56:21.014
9	2	5:53.163 P	4:22.259	37.973	52.931	199.2	10:02:14.177
10	2	7:40.221	6:24.766	38.172	37.283	208.4	10:09:54.398
11	2	1:48.440	34.513	36.965	36.962	270.0	10:11:42.838
12	2	1:47.454	34.391	36.460	36.603	272.0	10:13:30.292
13	2	1:47.461	34.244	36.718	36.499	272.7	10:15:17.753
14	2	1:47.299	34.202	36.622	36.475	274.1	10:17:05.052
15	2	2:25.010 P	37.828	47.131	1:00.051	234.2	10:19:30.062

66

1 Giulio Borlenghi Lamborghini Huracan GT3
 AM 2 Andrzej Lewandowski Vincenzo Sospiri Racing

Lap	D	Time	Sector 1	Sector 2	Sector 3	T. Spd	Elapsed
1	1	9:43:36.653	9:42:17.184	39.457	40.012	201.4	9:43:36.653
2	1	1:51.962	35.159	38.629	38.174	274.8	9:45:28.615
3	1	1:50.113	34.668	37.813	37.632	279.0	9:47:18.728
4	1	1:51.104	35.894	37.595	37.615	246.0	9:49:09.832
5	1	1:50.388	34.425	38.322	37.641	279.0	9:51:00.220
6	1	1:55.746 P	34.548	37.335	43.863	278.3	9:52:55.966
7	1	9:51.524 P	8:07.392	39.931	1:04.201	211.3	10:02:47.490
8	1	7:16.930	5:55.740	41.374	39.816	210.5	10:10:04.420
9	1	1:50.940	34.939	37.295	38.706	275.5	10:11:55.360
10	1	1:48.413	34.348	36.940	37.125	280.5	10:13:43.773
11	1	1:50.683	35.060	37.676	37.947	278.3	10:15:34.456
12	1	1:48.468	34.336	36.963	37.169	279.7	10:17:22.924
13	1	2:24.881 P	40.008	48.484	56.389	204.1	10:19:47.805

74

1 Alexander Hrachowina Mercedes AMG GT3
 AM 2 Martin Konrad HTP Motorsport / MS Racing

Lap	D	Time	Sector 1	Sector 2	Sector 3	T. Spd	Elapsed
1	2	9:43:25.247	9:42:02.114	40.983	42.150	180.3	9:43:25.247
2	2	1:49.770	34.992	37.412	37.366	271.3	9:45:15.017
3	2	1:48.849	34.698	36.871	37.280	272.0	9:47:03.866
4	2	1:48.786	34.721	37.033	37.032	271.3	9:48:52.652
5	2	1:49.169	34.752	37.226	37.191	274.1	9:50:41.821
6	2	1:56.413 P	34.755	36.896	44.762	275.5	9:52:38.234
7	2	9:51.565 P	8:18.109	37.430	56.026	208.4	10:02:29.799
8	2	7:26.057	6:09.256	38.643	38.158	208.4	10:09:55.856
9	2	1:48.941	34.827	37.111	37.003	272.7	10:11:44.797
10	2	1:48.437	34.672	36.765	37.000	274.1	10:13:33.234
11	2	1:48.213	34.494	36.922	36.797	274.1	10:15:21.447
12	2	1:48.008	34.454	36.746	36.808	274.1	10:17:09.455
13	2	2:30.238 P	37.561	47.401	1:05.276	191.8	10:19:39.693

71

1 Alexander West Ferrari 488 GT3
 PROAM 2 Michele Rugolo Luzich Racing


Lap	D	Time	Sector 1	Sector 2	Sector 3	T. Spd	Elapsed
1	2	9:43:40.830	9:42:16.328	38.887	45.615	172.5	9:43:40.830
2	2	1:49.622	35.105	37.345	37.172	272.7	9:45:30.452
3	2	1:48.636	34.589	36.837	37.210	276.9	9:47:19.088
4	2	1:48.372	34.666	36.729	36.977	275.5	9:49:07.460
5	2	1:48.177	34.559	36.630	36.988	276.2	9:50:55.637
6	2	1:56.253 P	34.605	36.779	44.869	276.2	9:52:51.890
7	2	8:14.585	6:58.353	38.477	37.755	210.9	10:01:06.475
8	2	2:47.822 P	40.861	48.410	1:18.551	264.0	10:03:54.297
9	2	6:54.555	5:35.658	38.374	40.523	122.8	10:10:48.852
10	2	1:53.764	34.529	39.370	39.865	273.4	10:12:42.616
11	2	1:49.956	34.639	36.474	38.843	275.5	10:14:32.572
12	2	1:47.690	34.330	36.574	36.786	276.2	10:16:20.262
13	2	2:01.446 P	34.435	36.631	50.380	276.2	10:18:21.708

90

1 Alberto Di Folco Lamborghini Huracan GT3
 PRO 2 Loris Spinelli Target Racing

Lap	D	Time	Sector 1	Sector 2	Sector 3	T. Spd	Elapsed
1	1	9:43:14.806	9:41:49.175	44.656	40.975	210.1	9:43:14.806
2	1	1:48.898	34.819	37.024	37.055	275.5	9:45:03.704
3	1	1:49.082	34.738	37.149	37.195	276.2	9:46:52.786
4	1	1:48.503	34.739	36.992	36.772	275.5	9:48:41.289
5	1	1:48.444	34.398	36.952	37.094	276.2	9:50:29.733
6	1	1:55.979 P	34.363	36.870	44.746	277.6	9:52:25.712
7	1	7:30.917	6:16.308	37.209	37.400	211.3	9:59:56.629
8	1	1:47.920	34.224	36.669	37.027	275.5	10:01:44.549
9	1	3:11.529 P	49.224	1:06.186	1:16.119	142.2	10:04:56.078
10	1	6:04.465	4:40.786	43.248	40.431	120.6	10:11:00.543
11	1	1:48.236	34.334	37.008	36.894	276.2	10:12:48.779
12	1	1:47.704	34.250	36.621	36.833	278.3	10:14:36.483
13	1	1:47.676	34.230	36.769	36.677	278.3	10:16:24.159
14	1	1:47.244	34.051	36.541	36.652	279.0	10:18:11.403
15	1	3:48.718 P	54.396	1:22.645	1:31.677	276.2	10:22:00.121





Autodromo Nazionale Monza
International GT Open
Qualifying - 2 Driver - 2
Lap Analysis



91 1 Bernard Delhez Lamborghini Huracan GT3
 AM 2 Stefano Costantini Target Racing

Lap	D	Time	Sector 1	Sector 2	Sector 3	T. Spd	Elapsed
1	1	9:44:43.968	9:43:24.573	38.953	40.442	197.4	9:44:43.968
2	1	1:59.883	40.871	39.114	39.898	185.5	9:46:43.851
3	1	1:52.285	35.526	38.119	38.640	258.9	9:48:36.136
4	1	1:51.412	35.291	37.775	38.346	270.0	9:50:27.548
5	1	1:51.646	35.107	37.847	38.692	273.4	9:52:19.194
6	1	1:50.635	34.782	37.636	38.217	274.8	9:54:09.829
7	1	1:50.238	34.648	37.486	38.104	274.1	9:56:00.067
8	1	1:58.246 P	34.726	37.873	45.647	273.4	9:57:58.313
9	1	4:02.918 P	2:33.919	38.173	50.826	208.8	10:02:01.231
10	1	8:07.060	6:49.358	39.639	38.063	206.5	10:10:08.291
11	1	1:50.818	35.237	37.810	37.771	260.8	10:11:59.109
12	1	1:49.591	34.580	37.432	37.579	276.9	10:13:48.700
13	1	1:49.731	34.468	37.560	37.703	276.2	10:15:38.431
14	1	1:49.747	34.689	37.460	37.598	276.2	10:17:28.178
15	1	2:30.908 P	45.578	46.092	59.238	179.1	10:19:59.086


96 1 Bradley Ellis Audi R8 LMS
 PROAM 2 Oliver Wilkinson Optimum Motorsport

Lap	D	Time	Sector 1	Sector 2	Sector 3	T. Spd	Elapsed
1	1	9:43:20.466	9:42:00.493	39.955	40.018	185.2	9:43:20.466
2	1	1:49.194	34.618	37.240	37.336	274.8	9:45:09.660
3	1	1:47.937	34.189	36.772	36.976	275.5	9:46:57.597
4	1	1:47.900	34.293	36.722	36.885	276.2	9:48:45.497
5	1	1:47.296	34.068	36.472	36.756	276.2	9:50:32.793
6	1	2:01.934 P	34.825	37.513	49.596	277.6	9:52:34.727
7	1	8:40.139	7:24.654	37.711	37.774	210.9	10:01:14.866
8	1	2:43.640 P	36.957	48.993	1:17.690	274.1	10:03:58.506
9	1	7:16.218	5:58.368	38.155	39.695	212.5	10:11:14.724
10	1	1:48.274	34.445	36.719	37.110	276.2	10:13:02.998
11	1	1:48.316	34.535	36.857	36.924	279.0	10:14:51.314
12	1	1:47.551	34.117	36.647	36.787	276.9	10:16:38.865
13	1	2:19.567 P	37.867	41.928	59.772	252.3	10:18:58.432

333 1 Rinat Salikhov Ferrari 488 GT3
 PROAM 2 David Perel Rinaldi Racing

Lap	D	Time	Sector 1	Sector 2	Sector 3	T. Spd	Elapsed
1	2	9:44:02.572	9:42:45.149	38.239	39.184	143.2	9:44:02.572
2	2	1:48.630	34.415	37.046	37.169	275.5	9:45:51.202
3	2	1:48.378	34.369	36.916	37.093	275.5	9:47:39.580
4	2	1:47.858	34.308	36.689	36.861	275.5	9:49:27.438
5	2	1:47.655	34.257	36.596	36.802	275.5	9:51:15.093
6	2	2:00.355 P	34.316	36.696	49.343	276.2	9:53:15.448
7	2	6:21.233	5:05.406	37.935	37.892	205.7	9:59:36.681
8	2	1:48.241	34.445	36.767	37.029	274.1	10:01:24.922
9	2	2:48.070 P	42.826	56.221	1:09.023	277.6	10:04:12.992
10	2	7:17.828	6:03.605	37.143	37.080	210.5	10:11:30.820
11	2	1:47.552	34.114	36.600	36.838	276.2	10:13:18.372
12	2	1:47.522	34.216	36.569	36.737	276.9	10:15:05.894
13	2	1:47.162	34.120	36.449	36.593	277.6	10:16:53.056
14	2	2:43.296 P	46.741	53.001	1:03.554	202.6	10:19:36.352






Autodromo Nazionale Monza
International GT Open
Qualifying - 2 Driver - 2
Best Sectors Results



Sector - 1				Sector - 2				Sector - 3				Ideal Lap vs Best Lap				
Clas	Nº	Driver	Time	Nº	Driver	Time	Nº	Driver	Time	Clas	Nº	Driver	Ideal Lap	Best Lap	Clas	
1	63	Jeroen Mul	33.958	51	Alessandro Pier Guidi	36.188	47	Fran Rueda	36.186	1	47	Fran Rueda	1:46.621	1:46.621	1	
2	8	Esteban Guerrieri	33.964	47	Fran Rueda	36.274	51	Alessandro Pier Guidi	36.446	2	51	Alessandro Pier Guidi	1:46.665	1:46.665	2	
3	51	Alessandro Pier Guidi	34.031	25	Rik Breukers	36.313	52	Nicklas Nielsen	36.462	3	63	Jeroen Mul	1:46.783	1:46.963	3	
4	90	Alberto Di Folco	34.051	63	Jeroen Mul	36.325	72	Thomas Jäger	36.475	4	25	Rik Breukers	1:47.021	1:47.088	4	
5	12	Stefano Gattuso	34.068	11	Andrea Montermini	36.394	63	Jeroen Mul	36.500	5	52	Nicklas Nielsen	1:47.079	1:47.123	6	
6	96	Bradley Ellis	34.068	12	Stefano Gattuso	36.449	25	Rik Breukers	36.512	6	11	Andrea Montermini	1:47.086	1:47.105	5	
7	6	Nicolas Costa	34.081	333	David Perel	36.449	11	Andrea Montermini	36.522	7	72	Thomas Jäger	1:47.137	1:47.299	10	
8	333	David Perel	34.114	72	Thomas Jäger	36.460	333	David Perel	36.593	8	333	David Perel	1:47.156	1:47.162	7	
9	19	Raffaele Giammaria	34.117	52	Nicklas Nielsen	36.461	3	Juan Cruz Álvarez	36.627	9	12	Stefano Gattuso	1:47.180	1:47.540	12	
10	52	Nicklas Nielsen	34.156	96	Bradley Ellis	36.472	90	Alberto Di Folco	36.652	10	90	Alberto Di Folco	1:47.244	1:47.244	8	
11	47	Fran Rueda	34.161	71	Michele Rugolo	36.474	19	Raffaele Giammaria	36.654	11	19	Raffaele Giammaria	1:47.279	1:47.554	13	
12	7	Guilherme Salas	34.161	19	Raffaele Giammaria	36.508	12	Stefano Gattuso	36.663	12	96	Bradley Ellis	1:47.296	1:47.296	9	
13	11	Andrea Montermini	34.170	90	Alberto Di Folco	36.541	8	Esteban Guerrieri	36.671	13	8	Esteban Guerrieri	1:47.322	1:47.322	11	
14	25	Rik Breukers	34.196	7	Guilherme Salas	36.616	96	Bradley Ellis	36.756	14	6	Nicolas Costa	1:47.490	1:47.595	14	
15	72	Thomas Jäger	34.202	6	Nicolas Costa	36.636	6	Nicolas Costa	36.773	15	3	Juan Cruz Álvarez	1:47.533	1:47.637	15	
16	3	Juan Cruz Álvarez	34.233	3	Juan Cruz Álvarez	36.673	71	Michele Rugolo	36.786	16	71	Michele Rugolo	1:47.590	1:47.690	16	
17	71	Michele Rugolo	34.330	8	Esteban Guerrieri	36.687	74	Martin Konrad	36.797	17	7	Guilherme Salas	1:47.710	1:47.779	17	
18	66	Giulio Borlenghi	34.336	74	Martin Konrad	36.746	7	Guilherme Salas	36.933	18	74	Martin Konrad	1:47.997	1:48.008	18	
19	33	Christian Hook	34.430	66	Giulio Borlenghi	36.940	66	Giulio Borlenghi	37.125	19	66	Giulio Borlenghi	1:48.401	1:48.413	19	
20	74	Martin Konrad	34.454	20	Valentin Pierburg	36.963	16	Marcelo Hahn	37.296	20	28	Giuseppe Cipriani	1:48.838	1:48.843	20	
21	91	Bernard Delhez	34.468	27	Miguel Ramos	36.985	27	Miguel Ramos	37.317	21	27	Miguel Ramos	1:48.956	1:49.331	26	
22	28	Giuseppe Cipriani	34.506	28	Giuseppe Cipriani	36.995	28	Giuseppe Cipriani	37.337	22	20	Valentin Pierburg	1:48.980	1:49.090	21	
23	16	Marcelo Hahn	34.514	41	Duarte Félix Da Costa	37.153	9	Miro Konôpka	37.369	23	16	Marcelo Hahn	1:48.996	1:49.192	22	
24	9	Miro Konôpka	34.563	16	Marcelo Hahn	37.186	41	Duarte Félix Da Costa	37.375	24	33	Christian Hook	1:49.117	1:49.284	25	
25	20	Valentin Pierburg	34.575	33	Christian Hook	37.294	33	Christian Hook	37.393	25	41	Duarte Félix Da Costa	1:49.193	1:49.210	23	
26	27	Miguel Ramos	34.654	9	Miro Konôpka	37.320	20	Valentin Pierburg	37.442	26	9	Miro Konôpka	1:49.252	1:49.252	24	
27	41	Duarte Félix Da Costa	34.665	91	Bernard Delhez	37.432	91	Bernard Delhez	37.579	27	91	Bernard Delhez	1:49.479	1:49.591	27	






Autodromo Nazionale Monza
International GT Open
Qualifying - 2 Driver - 2
Best 5 Lap Times



Cl	N°	Entrant/Team	Nat	Driver 1	Nat	Status	Driver 2	Nat	Status	Vehicle	Cat	Cl	Best 1		Best 2		Best 3		Best 4		Best 5	
													Time	Lap	Time	Lap	Time	Lap	Time	Lap	Time	Lap
1	47	RACE / BMW Team Teo Martín	ESP	Fran Rueda	ESP	Silver	Andrés Saravia	GTM	Silver	BMW M6 GT3	PRO	1	1:46.621	14	1:47.012	13	1:47.148	8	1:47.156	12	1:47.370	7
2	51	Luzich Racing	USA	Alessandro Pier Guidi	ITA	Platinum	Mikkel Mac	DNK	Gold	Ferrari 488 GT3	PRO	2	1:46.665	13	1:47.133	6	1:47.299	5	1:47.342	12	1:47.550	11
3	63	Imperiale Racing	ITA	Giovanni Venturini	ITA	Gold	Jeroen Mul	NLD	Silver	Lamborghini Huracan GT3	PRO	3	1:46.963	12	1:47.085	11	1:47.505	6	1:47.661	8	1:48.791	3
4	25	Imperiale Racing	ITA	Riccardo Agostini	ITA	Gold	Rik Breukers	NLD	Silver	Lamborghini Huracan GT3	PRO	4	1:47.088	11	1:47.227	10	1:47.317	4	1:47.490	3	1:47.685	9
5	11	RS Racing	ITA	Daniele Di Amato	ITA	Silver	Andrea Montermini	ITA	Gold	Ferrari 488 GT3	PRO	5	1:47.105	13	1:47.298	14	1:47.707	4	1:47.914	6	1:49.151	5
6	52	Luzich Racing	USA	Eddie Cheever III	ITA	Silver	Nicklas Nielsen	DNK	Bronze	Ferrari 488 GT3	PROAM	1	1:47.123	12	1:47.251	10	1:47.283	11	1:47.996	5	1:48.392	3
7	333	Rinaldi Racing	DEU	Rinat Salikhov	RUS	Bronze	David Perel	ZAF	Silver	Ferrari 488 GT3	PROAM	2	1:47.162	13	1:47.522	12	1:47.552	11	1:47.655	5	1:47.858	4
8	90	Target Racing	ITA	Alberto Di Folco	ITA	Silver	Loris Spinelli	ITA	Silver	Lamborghini Huracan GT3	PRO	6	1:47.244	14	1:47.676	13	1:47.704	12	1:48.236	11	1:48.444	5
9	96	Optimum Motorsport	GBR	Bradley Ellis	GBR	Silver	Oliver Wilkinson	GBR	Bronze	Audi R8 LMS	PROAM	3	1:47.296	5	1:47.551	12	1:47.900	4	1:47.937	3	1:48.274	10
10	72	Lechner Racing	AUT	Mario Plachutta	AUT	Bronze	Thomas Jäger	DEU	Gold	Mercedes AMG GT3	PROAM	4	1:47.299	14	1:47.454	12	1:47.461	13	1:47.537	7	1:47.871	6
11	8	Honda Racing Team JAS	ITA	Bertrand Baguette	BEL	Platinum	Esteban Guerrieri	ARG	Gold	Honda NSX GT3	PRO	7	1:47.322	11	1:47.403	10	1:47.701	5	1:48.304	3	1:48.698	9
12	12	Ombra Racing	ITA	Stefano Gattuso	ITA	Silver	Damiano Fioravanti	ITA	Silver	Lamborghini Huracan GT3	PRO	8	1:47.540	4	1:47.648	10	1:47.759	9	1:48.428	3	1:55.631	11
13	19	Imperiale Racing	ITA	Jiatong Liang	CHN	Bronze	Raffaele Giammaria	ITA	Gold	Lamborghini Huracan GT3	PROAM	5	1:47.554	10	1:47.663	11	1:47.752	3	1:47.906	2	1:48.175	9
14	6	Vincenzo Sospiri Racing	ITA	Nicolas Costa	BRA	Silver	Kang Ling	CHN	Silver	Lamborghini Huracan GT3	PRO	9	1:47.595	12	1:47.793	10	1:48.007	9	1:48.474	5	1:48.545	3
15	3	RACE / BMW Team Teo Martín	ESP	Lourenço Beirão da Veiga	PRT	Silver	Juan Cruz Álvarez	ARG	Silver	BMW M6 GT3	PRO	10	1:47.637	6	1:47.642	11	1:47.715	12	1:48.040	10	1:48.077	5
16	71	Luzich Racing	USA	Alexander West	SWE	Bronze	Michele Rugolo	ITA	Gold	Ferrari 488 GT3	PROAM	6	1:47.690	12	1:48.177	5	1:48.372	4	1:48.636	3	1:49.622	2
17	7	RACE / BMW Team Teo Martín	ESP	Márcio Basso	BRA	Bronze	Guilherme Salas	BRA	Bronze	BMW M6 GT3	AM	1	1:47.779	6	1:49.478	5	1:50.372	2	1:58.241	3	1:59.210	7
18	74	HTP Motorsport / MS Racing	AUT	Alexander Hrachowina	AUT	Bronze	Martin Konrad	AUT	Bronze	Mercedes AMG GT3	AM	2	1:48.008	12	1:48.213	11	1:48.437	10	1:48.786	4	1:48.849	3
19	66	Vincenzo Sospiri Racing	ITA	Giulio Borlenghi	BRA	Bronze	Andrzej Lewandowski	POL	Bronze	Lamborghini Huracan GT3	AM	3	1:48.413	10	1:48.468	12	1:50.113	3	1:50.388	5	1:50.683	11
20	28	Daiko Lazarus Racing	ITA	Toby Sowery	GBR	Silver	Giuseppe Cipriani	ITA	Bronze	Lamborghini Huracan GT3	PROAM	7	1:48.843	13	1:49.067	12	1:49.296	14	1:49.345	7	1:49.559	11
21	20	SPS Automotive Performance	DEU	Valentin Pierburg	DEU	Bronze	Tom Onslow-Cole	GBR	Gold	Mercedes AMG GT3	PROAM	8	1:49.090	13	1:49.588	12	1:49.750	5	1:49.779	7	1:49.876	8
22	16	Drivex School	ESP	Marcelo Hahn	BRA	Bronze	Alan Hellmeister	BRA	Silver	Mercedes AMG GT3	PROAM	9	1:49.192	7	1:49.435	12	1:49.698	5	1:49.758	14	1:50.151	6
23	41	Drivex School	ESP	Duarte Félix Da Costa	PRT	Bronze	Ricardo Baptista	BRA	Bronze	Mercedes AMG GT3	AM	4	1:49.210	12	1:50.143	6	1:50.150	5	1:50.218	11	1:59.195	7
24	9	ARC Bratislava	SVK	Miro Konôpka	SVK	Bronze	Zdeno Mikulasko	SVK	Bronze	Lamborghini Huracan GT3	AM	5	1:49.252	14	1:50.385	13	1:50.699	12	1:51.002	8	1:51.365	7
25	33	Rinaldi Racing	DEU	Christian Hook	DEU	Bronze	Dominik Schwager	DEU	Gold	Ferrari 488 GT3	PROAM	10	1:49.284	16	1:49.416	14	1:49.579	15	1:50.253	13	1:50.307	6
26	27	Daiko Lazarus Racing	ITA	Fabrizio Crestani	ITA	Silver	Miguel Ramos	PRT	Bronze	Lamborghini Huracan GT3	PROAM	11	1:49.331	5	1:49.634	4	2:07.751	6	2:08.990	2	4:13.330	3
27	91	Target Racing	ITA	Bernard Delhez	BEL	Bronze	Stefano Costantini	ITA	Bronze	Lamborghini Huracan GT3	AM	6	1:49.591	12	1:49.731	13	1:49.747	14	1:50.238	7	1:50.635	6






Autodromo Nazionale Monza
International GT Open
Qualifying - 2 Driver - 2
Best 5 Top Speeds



Cl	N°	Entrant/Team	Nat	Driver 1	Nat	Status	Driver 2	Nat	Status	Vehicle	Cat	Cl	Top 1		Top 2		Top 3		Top 4		Top 5		Avg
													Km/h	Lap	Km/h	Lap	Km/h	Lap	Km/h	Lap	Km/h	Lap	
1	8	Honda Racing Team JAS	ITA	Bertrand Baguette	BEL	Platinum	Esteban Guerrieri	ARG	Gold	Honda NSX GT3	PRO	1	282.7	10	281.2	5	280.5	11	279.0	9	277.6	4	280.2
2	66	Vincenzo Sospiri Racing	ITA	Giulio Borlenghi	BRA	Bronze	Andrzej Lewandowski	POL	Bronze	Lamborghini Huracan GT3	AM	1	280.5	10	279.7	12	279.0	3	279.0	5	278.3	6	279.3
3	12	Ombra Racing	ITA	Stefano Gattuso	ITA	Silver	Damiano Fioravanti	ITA	Silver	Lamborghini Huracan GT3	PRO	2	279.7	5	279.0	10	279.0	11	278.3	3	277.6	4	278.7
4	11	RS Racing	ITA	Daniele Di Amato	ITA	Silver	Andrea Montermini	ITA	Gold	Ferrari 488 GT3	PRO	3	279.0	14	278.3	13	276.2	12	275.5	3	275.5	4	276.9
5	19	Imperiale Racing	ITA	Jiatong Liang	CHN	Bronze	Raffaele Giammaria	ITA	Gold	Lamborghini Huracan GT3	PROAM	1	279.0	5	278.3	9	277.6	10	277.6	11	276.9	4	277.9
6	90	Target Racing	ITA	Alberto Di Folco	ITA	Silver	Loris Spinelli	ITA	Silver	Lamborghini Huracan GT3	PRO	4	279.0	14	278.3	12	278.3	13	277.6	6	276.2	3	277.9
7	96	Optimum Motorsport	GBR	Bradley Ellis	GBR	Silver	Oliver Wilkinson	GBR	Bronze	Audi R8 LMS	PROAM	2	279.0	11	277.6	6	276.9	12	276.2	4	276.2	5	277.2
8	3	RACE / BMW Team Teo Martín	ESP	Lourenço Beirão da Veiga	PRT	Silver	Juan Cruz Álvarez	ARG	Silver	BMW M6 GT3	PRO	5	278.3	6	278.3	7	278.3	13	277.6	5	276.9	12	277.9
9	6	Vincenzo Sospiri Racing	ITA	Nicolas Costa	BRA	Silver	Kang Ling	CHN	Silver	Lamborghini Huracan GT3	PRO	6	278.3	5	278.3	6	278.3	11	276.9	9	276.9	12	277.7
10	25	Imperiale Racing	ITA	Riccardo Agostini	ITA	Gold	Rik Breukers	NLD	Silver	Lamborghini Huracan GT3	PRO	7	278.3	5	276.9	12	276.2	3	276.2	4	276.2	11	276.7
11	28	Daiko Lazarus Racing	ITA	Toby Sowery	GBR	Silver	Giuseppe Cipriani	ITA	Bronze	Lamborghini Huracan GT3	PROAM	3	278.3	11	276.9	5	276.9	13	276.9	14	276.2	12	277.0
12	7	RACE / BMW Team Teo Martín	ESP	Márcio Basso	BRA	Bronze	Guilherme Salas	BRA	Bronze	BMW M6 GT3	AM	2	277.6	7	276.9	6	274.8	5	274.1	2	269.3	3	274.5
13	9	ARC Bratislava	SVK	Miro Konôpka	SVK	Bronze	Zdeno Mikulasko	SVK	Bronze	Lamborghini Huracan GT3	AM	3	277.6	14	276.9	7	276.9	8	275.5	13	274.8	4	276.3
14	47	RACE / BMW Team Teo Martín	ESP	Fran Rueda	ESP	Silver	Andrés Saravia	GTM	Silver	BMW M6 GT3	PRO	8	277.6	14	276.9	7	276.9	12	276.9	13	276.2	3	276.9
15	51	Luzich Racing	USA	Alessandro Pier Guidi	ITA	Platinum	Mikkel Mac	DNK	Gold	Ferrari 488 GT3	PRO	9	277.6	7	277.6	14	276.9	5	276.9	6	276.9	13	277.2
16	63	Imperiale Racing	ITA	Giovanni Venturini	ITA	Gold	Jeroen Mul	NLD	Silver	Lamborghini Huracan GT3	PRO	10	277.6	12	277.6	13	276.2	6	276.2	7	276.2	11	276.7
17	333	Rinaldi Racing	DEU	Rinat Salikhov	RUS	Bronze	David Perel	ZAF	Silver	Ferrari 488 GT3	PROAM	4	277.6	9	277.6	13	276.9	12	276.2	6	276.2	11	276.9
18	33	Rinaldi Racing	DEU	Christian Hook	DEU	Bronze	Dominik Schwager	DEU	Gold	Ferrari 488 GT3	PROAM	5	276.9	16	276.2	3	276.2	6	275.5	7	275.5	15	276.0
19	71	Luzich Racing	USA	Alexander West	SWE	Bronze	Michele Rugolo	ITA	Gold	Ferrari 488 GT3	PROAM	6	276.9	3	276.2	5	276.2	6	276.2	12	276.2	13	276.3
20	91	Target Racing	ITA	Bernard Delhez	BEL	Bronze	Stefano Costantini	ITA	Bronze	Lamborghini Huracan GT3	AM	4	276.9	12	276.2	13	276.2	14	274.8	6	274.1	7	275.6
21	74	HTP Motorsport / MS Racing	AUT	Alexander Hrachowina	AUT	Bronze	Martin Konrad	AUT	Bronze	Mercedes AMG GT3	AM	5	275.5	6	274.1	5	274.1	10	274.1	11	274.1	12	274.3
22	52	Luzich Racing	USA	Eddie Cheever III	ITA	Silver	Nicklas Nielsen	DNK	Bronze	Ferrari 488 GT3	PROAM	7	274.8	11	274.8	12	274.1	4	273.4	5	273.4	6	274.1
23	20	SPS Automotive Performance	DEU	Valentin Pierburg	DEU	Bronze	Tom Onslow-Cole	GBR	Gold	Mercedes AMG GT3	PROAM	8	274.1	13	272.0	14	272.0	15	271.3	3	271.3	5	272.1
24	27	Daiko Lazarus Racing	ITA	Fabrizio Crestani	ITA	Silver	Miguel Ramos	PRT	Bronze	Lamborghini Huracan GT3	PROAM	9	274.1	4	272.7	5	272.0	6	271.3	8	234.7	2	265.0
25	41	Drivex School	ESP	Duarte Félix Da Costa	PRT	Bronze	Ricardo Baptista	BRA	Bronze	Mercedes AMG GT3	AM	6	274.1	12	272.7	13	272.0	5	272.0	11	272.0	14	272.5
26	72	Lechner Racing	AUT	Mario Plachutta	AUT	Bronze	Thomas Jäger	DEU	Gold	Mercedes AMG GT3	PROAM	10	274.1	14	272.7	3	272.7	5	272.7	6	272.7	13	273.0
27	16	Drivex School	ESP	Marcelo Hahn	BRA	Bronze	Alan Hellmeister	BRA	Silver	Mercedes AMG GT3	PROAM	11	272.7	7	272.7	13	272.7	15	272.0	12	272.0	14	272.4






Autodromo Nazionale Monza
International GT Open
Qualifying - 2 Driver - 2
Fastest Laps Sequence



Lap	Time of Day	Session Time	Nº	Entrant/Team	Nat	Driver 1	Nat	Status	Driver 2	Nat	Status	Vehicle	Cat	Time	Km/h
2	9:43:59.595	3:59.595	28	Daiko Lazarus Racing	ITA	Toby Sowery	GBR	Silver	<u>Giuseppe Cipriani</u>	ITA	Bronze	Lamborghini Huracan GT3	PROAM	1:53.346	183.9
2	9:44:03.696	4:03.696	3	RACE / BMW Team Teo Martín	ESP	Lourenço Beirão da	PRT	Silver	<u>Juan Cruz Álvarez</u>	ARG	Silver	BMW M6 GT3	PRO	1:49.172	191.0
2	9:45:03.704	5:03.704	90	Target Racing	ITA	<u>Alberto Di Folco</u>	ITA	Silver	Loris Spinelli	ITA	Silver	Lamborghini Huracan GT3	PRO	1:48.898	191.5
2	9:45:36.909	5:36.909	25	Imperiale Racing	ITA	Riccardo Agostini	ITA	Gold	<u>Rik Breukers</u>	NLD	Silver	Lamborghini Huracan GT3	PRO	1:47.986	193.1
2	9:46:29.353	6:29.353	19	Imperiale Racing	ITA	Jiatong Liang	CHN	Bronze	<u>Raffaele Giammaria</u>	ITA	Gold	Lamborghini Huracan GT3	PROAM	1:47.906	193.2
3	9:47:24.399	7:24.399	25	Imperiale Racing	ITA	Riccardo Agostini	ITA	Gold	<u>Rik Breukers</u>	NLD	Silver	Lamborghini Huracan GT3	PRO	1:47.490	194.0
4	9:49:11.716	9:11.716	25	Imperiale Racing	ITA	Riccardo Agostini	ITA	Gold	<u>Rik Breukers</u>	NLD	Silver	Lamborghini Huracan GT3	PRO	1:47.317	194.3
5	9:50:32.793	10:32.793	96	Optimum Motorsport	GBR	<u>Bradley Ellis</u>	GBR	Silver	Oliver Wilkinson	GBR	Bronze	Audi R8 LMS	PROAM	1:47.296	194.3
6	9:53:28.860	13:28.860	51	Luzich Racing	USA	<u>Alessandro Pier Guidi</u>	ITA	Platinum	Mikkel Mac	DNK	Gold	Ferrari 488 GT3	PRO	1:47.133	194.6
11	10:13:00.563	33:00.563	63	Imperiale Racing	ITA	Giovanni Venturini	ITA	Gold	<u>Jeroen Mul</u>	NLD	Silver	Lamborghini Huracan GT3	PRO	1:47.085	194.7
13	10:14:27.742	34:27.742	47	RACE / BMW Team Teo Martín	ESP	<u>Fran Rueda</u>	ESP	Silver	Andrés Saravia	GTM	Silver	BMW M6 GT3	PRO	1:47.012	194.8
12	10:14:47.526	34:47.526	63	Imperiale Racing	ITA	Giovanni Venturini	ITA	Gold	<u>Jeroen Mul</u>	NLD	Silver	Lamborghini Huracan GT3	PRO	1:46.963	194.9
14	10:16:14.363	36:14.363	47	RACE / BMW Team Teo Martín	ESP	<u>Fran Rueda</u>	ESP	Silver	Andrés Saravia	GTM	Silver	BMW M6 GT3	PRO	1:46.621	195.5






Autodromo Nazionale Monza
International GT Open
Qualifying - 2 Driver - 2
Event Best Maximum Speed



Nº	Entrant/Team	Nat	Driver 1	Nat	Status	Driver 2	Nat	Status	Vehicle	Cat	Km/h	Session
8	Honda Racing Team JAS	ITA	Bertrand Baguette	BEL	Platinum	Esteban Guerrieri	ARG	Gold	Honda NSX GT3	PRO	282.7	Race - 1
66	Vincenzo Sospiri Racing	ITA	Giulio Borlenghi	BRA	Bronze	Andrzej Lewandowski	POL	Bronze	Lamborghini Huracan GT3	AM	282.7	Race - 1
47	RACE / BMW Team Teo Martín	ESP	Fran Rueda	ESP	Silver	Andrés Saravia	GTM	Silver	BMW M6 GT3	PRO	280.5	Qualifying - 1 Driver - 1
3	RACE / BMW Team Teo Martín	ESP	Lourenço Beirão da Veiga	PRT	Silver	Juan Cruz Álvarez	ARG	Silver	BMW M6 GT3	PRO	279.7	Qualifying - 1 Driver - 1
12	Ombra Racing	ITA	Stefano Gattuso	ITA	Silver	Damiano Fioravanti	ITA	Silver	Lamborghini Huracan GT3	PRO	279.7	Qualifying - 1 Driver - 1
51	Luzich Racing	USA	Alessandro Pier Guidi	ITA	Platinum	Mikkel Mac	DNK	Gold	Ferrari 488 GT3	PRO	279.7	Race - 1
90	Target Racing	ITA	Alberto Di Folco	ITA	Silver	Loris Spinelli	ITA	Silver	Lamborghini Huracan GT3	PRO	279.0	Free Practice - 1
20	SPS Automotive Performance	DEU	Valentin Pierburg	DEU	Bronze	Tom Onslow-Cole	GBR	Gold	Mercedes AMG GT3	PROAM	279.0	Free Practice - 1
96	Optimum Motorsport	GBR	Bradley Ellis	GBR	Silver	Oliver Wilkinson	GBR	Bronze	Audi R8 LMS	PROAM	279.0	Qualifying - 1 Driver - 1
52	Luzich Racing	USA	Eddie Cheever III	ITA	Silver	Nicklas Nielsen	DNK	Bronze	Ferrari 488 GT3	PROAM	279.0	Race - 1
9	ARC Bratislava	SVK	Miro Konôpka	SVK	Bronze	Zdeno Mikulasko	SVK	Bronze	Lamborghini Huracan GT3	AM	279.0	Race - 1
19	Imperiale Racing	ITA	Jiatong Liang	CHN	Bronze	Raffaele Giammaria	ITA	Gold	Lamborghini Huracan GT3	PROAM	279.0	Qualifying - 2 Driver - 2
11	RS Racing	ITA	Daniele Di Amato	ITA	Silver	Andrea Montermini	ITA	Gold	Ferrari 488 GT3	PRO	279.0	Qualifying - 2 Driver - 2
25	Imperiale Racing	ITA	Riccardo Agostini	ITA	Gold	Rik Breukers	NLD	Silver	Lamborghini Huracan GT3	PRO	278.3	Free Practice - 1
6	Vincenzo Sospiri Racing	ITA	Nicolas Costa	BRA	Silver	Kang Ling	CHN	Silver	Lamborghini Huracan GT3	PRO	278.3	Free Practice - 2
28	Daiko Lazarus Racing	ITA	Toby Sowery	GBR	Silver	Giuseppe Cipriani	ITA	Bronze	Lamborghini Huracan GT3	PROAM	278.3	Qualifying - 1 Driver - 1
33	Rinaldi Racing	DEU	Christian Hook	DEU	Bronze	Dominik Schwager	DEU	Gold	Ferrari 488 GT3	PROAM	278.3	Race - 1
7	RACE / BMW Team Teo Martín	ESP	Márcio Basso	BRA	Bronze	Guilherme Salas	BRA	Bronze	BMW M6 GT3	AM	278.3	Race - 1
27	Daiko Lazarus Racing	ITA	Fabrizio Crestani	ITA	Silver	Miguel Ramos	PRT	Bronze	Lamborghini Huracan GT3	PROAM	278.3	Race - 1
74	HTP Motorsport / MS Racing	AUT	Alexander Hrachowina	AUT	Bronze	Martin Konrad	AUT	Bronze	Mercedes AMG GT3	AM	278.3	Race - 1
63	Imperiale Racing	ITA	Giovanni Venturini	ITA	Gold	Jeroen Mul	NLD	Silver	Lamborghini Huracan GT3	PRO	277.6	Free Practice - 1
333	Rinaldi Racing	DEU	Rinat Salikhov	RUS	Bronze	David Perel	ZAF	Silver	Ferrari 488 GT3	PROAM	277.6	Qualifying - 2 Driver - 2
71	Luzich Racing	USA	Alexander West	SWE	Bronze	Michele Rugolo	ITA	Gold	Ferrari 488 GT3	PROAM	276.9	Qualifying - 2 Driver - 2
91	Target Racing	ITA	Bernard Delhez	BEL	Bronze	Stefano Costantini	ITA	Bronze	Lamborghini Huracan GT3	AM	276.9	Qualifying - 2 Driver - 2
41	Drivex School	ESP	Duarte Félix Da Costa	PRT	Bronze	Ricardo Baptista	BRA	Bronze	Mercedes AMG GT3	AM	276.2	Race - 1
72	Lechner Racing	AUT	Mario Plachutta	AUT	Bronze	Thomas Jäger	DEU	Gold	Mercedes AMG GT3	PROAM	275.5	Free Practice - 2
16	Drivex School	ESP	Marcelo Hahn	BRA	Bronze	Alan Hellmeister	BRA	Silver	Mercedes AMG GT3	PROAM	274.8	Qualifying - 1 Driver - 1





Autodromo Nazionale Monza
International GT Open
Qualifying - 2 Driver - 2
Pit Stop Analysis



3 Lourenço Beirão da Veiga PRO RACE / BMW Team Teo Martín
 Juan Cruz Álvarez BMW M6 GT3

Nr.	In Day Time	In Time	Out Time	Pit Time	T. Pit Time	Handicap	Penalty
1	9:45:54.762	9:45:54.762	9:47:11.933	1:17.171	1:17.171		
2	9:54:34.378	9:54:34.378	10:00:55.504	6:21.126	7:38.297		
3	10:03:35.957	10:03:35.957	10:08:49.798	5:13.841	12:52.138		

6 Nicolas Costa PRO Vincenzo Sospiri Racing
 Kang Ling Lamborghini Huracan GT3

Nr.	In Day Time	In Time	Out Time	Pit Time	T. Pit Time	Handicap	Penalty
1	9:55:17.764	9:55:17.764	10:00:24.094	5:06.330	5:06.330		
2	10:02:39.047	10:02:39.047	10:08:31.272	5:52.225	10:58.555		

7 Márcio Basso AM RACE / BMW Team Teo Martín
 Guilherme Salas BMW M6 GT3

Nr.	In Day Time	In Time	Out Time	Pit Time	T. Pit Time	Handicap	Penalty
1	9:46:04.834	9:46:04.834	9:47:58.649	1:53.815	1:53.815		
2	9:55:28.724	9:55:28.724	10:00:13.073	4:44.349	6:38.164		

8 Bertrand Baguette PRO Honda Racing Team JAS
 Esteban Guerrieri Honda NSX GT3

Nr.	In Day Time	In Time	Out Time	Pit Time	T. Pit Time	Handicap	Penalty
1	9:51:59.528	9:51:59.528	10:01:27.972	9:28.444	9:28.444		
2	10:04:42.376	10:04:42.376	10:08:17.542	3:35.166	13:03.610		

9 Miro Konôpka AM ARC Bratislava
 Zdeno Mikulasko Lamborghini Huracan GT3

Nr.	In Day Time	In Time	Out Time	Pit Time	T. Pit Time	Handicap	Penalty
1	9:57:29.454	9:57:29.454	10:00:14.804	2:45.350	2:45.350		
2	10:02:25.814	10:02:25.814	10:08:22.740	5:56.926	8:42.276		

11 Daniele Di Amato PRO RS Racing
 Andrea Montermini Ferrari 488 GT3

Nr.	In Day Time	In Time	Out Time	Pit Time	T. Pit Time	Handicap	Penalty
1	9:56:29.680	9:56:29.680	10:00:44.915	4:15.235	4:15.235		
2	10:03:00.553	10:03:00.553	10:08:04.998	5:04.445	9:19.680		

12 Stefano Gattuso PRO Ombra Racing
 Damiano Fioravanti Lamborghini Huracan GT3

Nr.	In Day Time	In Time	Out Time	Pit Time	T. Pit Time	Handicap	Penalty
1	9:42:35.869	9:42:35.869	9:43:35.099	59.230	59.230		
2	9:53:05.211	9:53:05.211	10:00:57.579	7:52.368	8:51.598		
3	10:03:41.204	10:03:41.204	10:08:15.491	4:34.287	13:25.885		

16 Marcelo Hahn PROAM Drivex School
 Alan Hellmeister Mercedes AMG GT3

Nr.	In Day Time	In Time	Out Time	Pit Time	T. Pit Time	Handicap	Penalty
1	9:46:40.193	9:46:40.193	9:47:55.111	1:14.918	1:14.918		
2	9:57:06.248	9:57:06.248	9:59:51.183	2:44.935	3:59.853		
3	10:04:47.265	10:04:47.265	10:08:33.874	3:46.609	7:46.462		

19 Jiatong Liang PROAM Imperiale Racing
 Raffaele Giammaria Lamborghini Huracan GT3

Nr.	In Day Time	In Time	Out Time	Pit Time	T. Pit Time	Handicap	Penalty
1	9:52:00.853	9:52:00.853	9:59:30.464	7:29.611	7:29.611		
2	10:03:50.598	10:03:50.598	10:09:19.048	5:28.450	12:58.061		

20 Valentin Pierburg PROAM SPS Automotive Performance
 Tom Onslow-Cole Mercedes AMG GT3

Nr.	In Day Time	In Time	Out Time	Pit Time	T. Pit Time	Handicap	Penalty
1	9:46:03.198	9:46:03.198	9:47:08.425	1:05.227	1:05.227		
2	9:58:14.895	9:58:14.895	9:59:54.019	1:39.124	2:44.351		
3	10:02:02.183	10:02:02.183	10:08:13.576	6:11.393	8:55.744		

25 Riccardo Agostini PRO Imperiale Racing
 Rik Breukers Lamborghini Huracan GT3

Nr.	In Day Time	In Time	Out Time	Pit Time	T. Pit Time	Handicap	Penalty
1	9:51:02.069	9:51:02.069	9:58:57.190	7:55.121	7:55.121		
2	10:03:02.749	10:03:02.749	10:08:37.377	5:34.628	13:29.749		

27 Fabrizio Crestani PROAM Daiko Lazarus Racing
 Miguel Ramos Lamborghini Huracan GT3

Nr.	In Day Time	In Time	Out Time	Pit Time	T. Pit Time	Handicap	Penalty
1	9:44:31.051	9:44:31.051	9:46:54.449	2:23.398	2:23.398		
2	9:54:30.905	9:54:30.905	9:58:18.498	3:47.593	6:10.991		
3	10:02:14.105	10:02:14.105	10:08:12.814	5:58.709	12:09.700		

28 Toby Sowery PROAM Daiko Lazarus Racing
 Giuseppe Cipriani Lamborghini Huracan GT3

Nr.	In Day Time	In Time	Out Time	Pit Time	T. Pit Time	Handicap	Penalty
1	9:46:01.355	9:46:01.355	9:48:40.197	2:38.842	2:38.842		
2	9:57:59.493	9:57:59.493	10:00:34.209	2:34.716	5:13.558		
3	10:02:45.302	10:02:45.302	10:08:06.955	5:21.653	10:35.211		

33 Christian Hook PROAM Rinaldi Racing
 Dominik Schwager Ferrari 488 GT3

Nr.	In Day Time	In Time	Out Time	Pit Time	T. Pit Time	Handicap	Penalty
1	9:55:33.881	9:55:33.881	9:57:46.883	2:13.002	2:13.002		
2	10:04:45.805	10:04:45.805	10:08:35.942	3:50.137	6:03.139		

41 Duarte Félix Da Costa AM Drivex School
 Ricardo Baptista Mercedes AMG GT3

Nr.	In Day Time	In Time	Out Time	Pit Time	T. Pit Time	Handicap	Penalty
1	9:47:25.561	9:47:25.561	9:49:06.757	1:41.196	1:41.196		
2	9:56:42.463	9:56:42.463	9:59:17.627	2:35.164	4:16.360		
3	10:03:49.194	10:03:49.194	10:08:11.128	4:21.934	8:38.294		


47 Fran Rueda PRO RACE / BMW Team Teo Martín
 Andrés Saravia BMW M6 GT3

Nr.	In Day Time	In Time	Out Time	Pit Time	T. Pit Time	Handicap	Penalty
1	9:47:45.876	9:47:45.876	9:50:16.751	2:30.875	2:30.875		
2	9:59:24.861	9:59:24.861	10:00:59.873	1:35.012	4:05.887		
3	10:03:43.067	10:03:43.067	10:09:01.147	5:18.080	9:23.967		

51 Alessandro Pier Guidi PRO Luzich Racing
 Mikkel Mac Ferrari 488 GT3

Nr.	In Day Time	In Time	Out Time	Pit Time	T. Pit Time	Handicap	Penalty
1	9:46:05.857	9:46:05.857	9:48:02.412	1:56.555	1:56.555		
2	9:57:08.073	9:57:08.073	10:01:25.444	4:17.371	6:13.926		
3	10:04:40.418	10:04:40.418	10:09:16.271	4:35.853	10:49.779		





Autodromo Nazionale Monza
International GT Open
Qualifying - 2 Driver - 2
Pit Stop Analysis



52 Eddie Cheever III PROAM Luzich Racing
 Nicklas Nielsen Ferrari 488 GT3

Nr.	In Day Time	In Time	Out Time	Pit Time	T. Pit Time	Handicap	Penalty
1	9:55:13.319	9:55:13.319	9:58:09.949	2:56.630	2:56.630		
2	10:02:01.199	10:02:01.199	10:09:08.742	7:07.543	10:04.173		

63 Giovanni Venturini PRO Imperiale Racing
 Jeroen Mul Lamborghini Huracan GT3

Nr.	In Day Time	In Time	Out Time	Pit Time	T. Pit Time	Handicap	Penalty
1	9:48:38.333	9:48:38.333	9:51:21.489	2:43.156	2:43.156		
2	10:00:27.550	10:00:27.550	10:09:21.264	8:53.714	11:36.870		

66 Giulio Borlenghi AM Vincenzo Sospiri Racing
 Andrzej Lewandowski Lamborghini Huracan GT3

Nr.	In Day Time	In Time	Out Time	Pit Time	T. Pit Time	Handicap	Penalty
1	9:52:50.755	9:52:50.755	10:00:27.287	7:36.532	7:36.532		
2	10:02:41.160	10:02:41.160	10:08:08.048	5:26.888	13:03.420		

71 Alexander West PROAM Luzich Racing
 Michele Rugolo Ferrari 488 GT3

Nr.	In Day Time	In Time	Out Time	Pit Time	T. Pit Time	Handicap	Penalty
1	9:52:46.631	9:52:46.631	9:59:13.359	6:26.728	6:26.728		
2	10:03:45.688	10:03:45.688	10:08:47.002	5:01.314	11:28.042		

72 Mario Plachutta PROAM Lechner Racing
 Thomas Jäger Mercedes AMG GT3

Nr.	In Day Time	In Time	Out Time	Pit Time	T. Pit Time	Handicap	Penalty
1	9:56:15.854	9:56:15.854	10:00:06.246	3:50.392	3:50.392		
2	10:02:09.049	10:02:09.049	10:08:03.682	5:54.633	9:45.025		

74 Alexander Hrachowina AM HTP Motorsport / MS Racing
 Martin Konrad Mercedes AMG GT3

Nr.	In Day Time	In Time	Out Time	Pit Time	T. Pit Time	Handicap	Penalty
1	9:52:32.987	9:52:32.987	10:00:20.707	7:47.720	7:47.720		
2	10:02:24.148	10:02:24.148	10:05:55.139	3:30.991	11:18.711		

90 Alberto Di Folco PRO Target Racing
 Loris Spinelli Lamborghini Huracan GT3

Nr.	In Day Time	In Time	Out Time	Pit Time	T. Pit Time	Handicap	Penalty
1	9:52:20.575	9:52:20.575	9:58:07.362	5:46.787	5:46.787		
2	10:04:50.929	10:04:50.929	10:08:56.848	4:05.919	9:52.706		

91 Bernard Delhez AM Target Racing
 Stefano Costantini Lamborghini Huracan GT3

Nr.	In Day Time	In Time	Out Time	Pit Time	T. Pit Time	Handicap	Penalty
1	9:57:53.002	9:57:53.002	9:59:56.536	2:03.534	2:03.534		
2	10:01:55.573	10:01:55.573	10:08:14.866	6:19.293	8:22.827		


96 Bradley Ellis PROAM Optimum Motorsport
 Oliver Wilkinson Audi R8 LMS

Nr.	In Day Time	In Time	Out Time	Pit Time	T. Pit Time	Handicap	Penalty
1	9:52:29.334	9:52:29.334	9:59:24.641	6:55.307	6:55.307		
2	10:03:47.509	10:03:47.509	10:09:22.355	5:34.846	12:30.153		

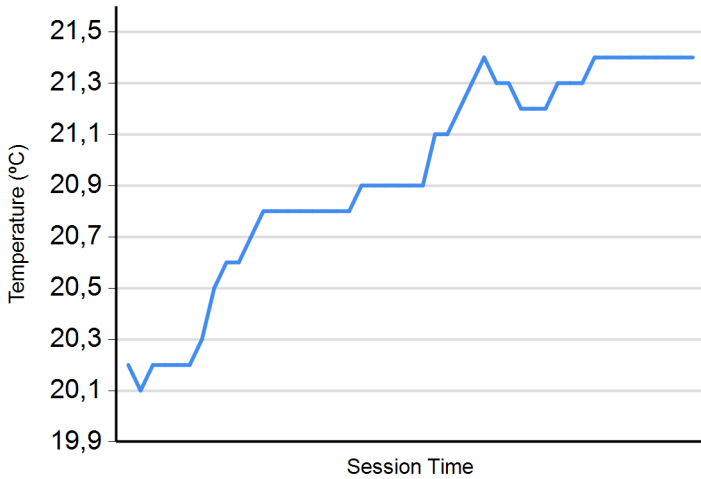
333 Rinat Salikhov PROAM Rinaldi Racing
 David Perel Ferrari 488 GT3

Nr.	In Day Time	In Time	Out Time	Pit Time	T. Pit Time	Handicap	Penalty
1	9:53:10.218	9:53:10.218	9:57:45.313	4:35.095	4:35.095		
2	10:04:07.757	10:04:07.757	10:09:41.556	5:33.799	10:08.894		

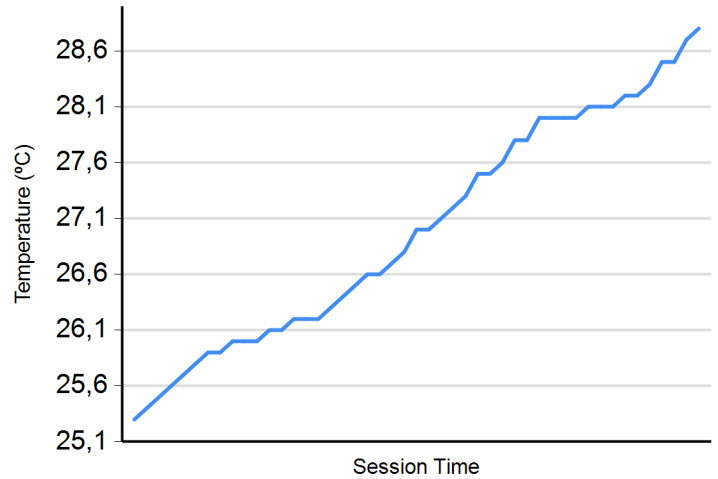




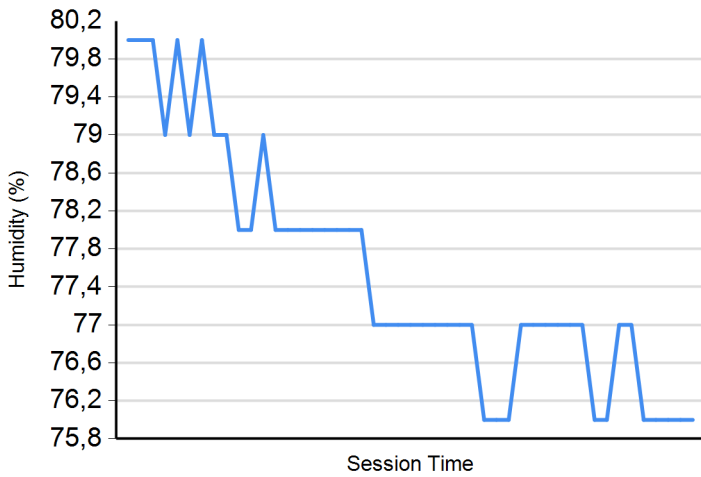
Air Temperature



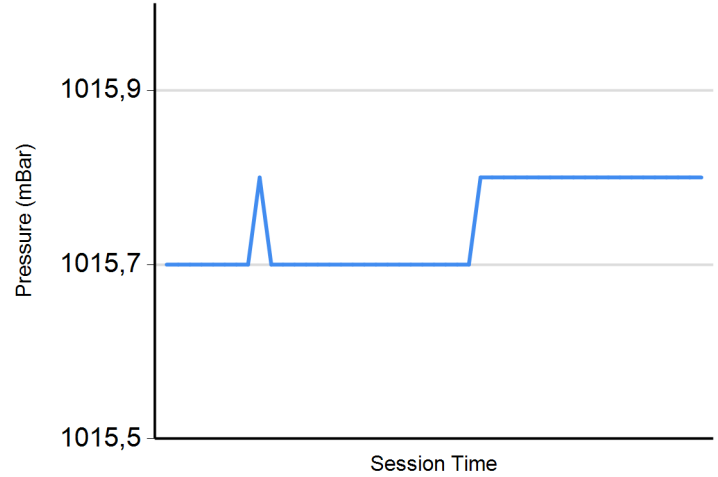
Track Temperature



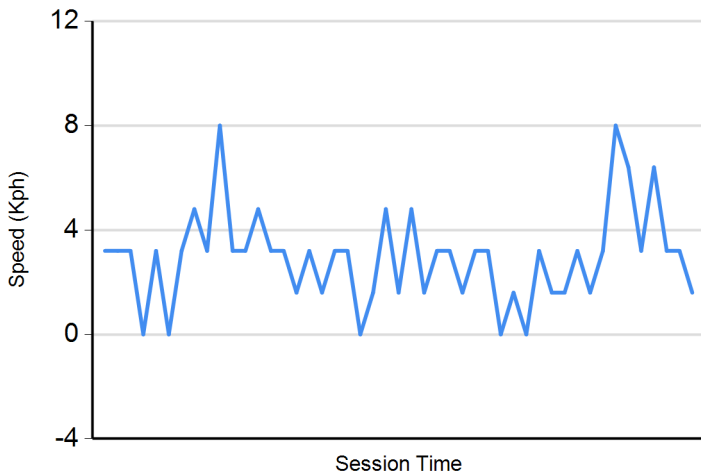
Humidity



Pressure



Wind Speed



Wind direction

North = 0°/360° Est = 90° South = 180° West = 270°

