

Circuito de Barcelona
International GT Open
Free Practice - 1
Provisional Results



Cls	Nº	Entrant/Team	Nat	Driver 1	Nat	Driver 2	Nat	Vehicle	Cat	Cls	Laps	Best	Time	Gap	Interval	Km/h
1	17	Teo Martín Motorsport	ESP	Fran Rueda	ESP	Andrés Saravia	GTB	McLaren 720 s	PRO	1	14	12	1:44.780			159.9
2	22	Sports and You	PRT	Marcio Basso	BRA	Guilherme Salas	BRA	Mercedes AMG GT3	PROAM	1	28	4	1:45.044	0.264	0.264	159.5
3	14	Emil Frey Racing	CHE	Norbert Siedler	AUT	Mikaël Grenier	CAN	Lamborghini Huracan GT3 EVO	PRO	2	21	17	1:45.224	0.444	0.180	159.2
4	25	HTP Motorsport	DEU	Alexander Hrachowina	AUT	Martin Konrad	AUT	Mercedes AMG GT3	AM	1	25	21	1:45.269	0.489	0.045	159.1
5	33	HTP Motorsport / Winward Racing	DEU	Russell Ward	USA	Indy Dontje	NLD	Mercedes AMG GT3	PROAM	2	25	7	1:45.369	0.589	0.100	159.0
6	19	Raton Racing by Target	ITA	Jiatong Liang	CHN	Raffaele Giammaria	ITA	Lamborghini Huracan GT3 EVO	PROAM	3	29	21	1:45.488	0.708	0.119	158.8
7	77	Olimp Racing	POL	Marcin Jedlinski	POL	Mateusz Lisowski	POL	Audi R8 LMS EVO	PROAM	4	28	10	1:45.498	0.718	0.010	158.8
8	10	SPS Automotive Performance	DEU	Miguel Ramos	PRT	Fabrizio Crestani	ITA	Mercedes AMG GT3	PRO	3	27	26	1:45.507	0.727	0.009	158.8
9	16	Teo Martín Motorsport	ESP	Marcelo Hahn	BRA	Allam Khodair	BRA	McLaren 720 s	PROAM	5	26	8	1:45.566	0.786	0.059	158.7
10	20	SPS Automotive Performance	DEU	Valentin Pierburg	DEU	Tom Onslow-Cole	GBR	Mercedes AMG GT3	PROAM	6	28	9	1:45.658	0.878	0.092	158.6
11	96	Optimum Motorsport	GBR	Oliver Wilkinson	GBR	Darren Turner	GBR	Aston Martin GT3 AMR MY2019	PRO	4	25	6	1:45.666	0.886	0.008	158.5
12	63	Emil Frey Racing	CHE	Albert Costa	ESP	Giacomo Altoè	ITA	Lamborghini Huracan GT3 EVO	PRO	5	25	6	1:45.754	0.974	0.088	158.4
13	13	GetSpeed Performance	DEU	Denis Remenyako	RUS	Fabian Schiller	DEU	Mercedes AMG GT3	PROAM	7	30	7	1:45.866	1.086	0.112	158.2
14	59	Teo Martín Motorsport	ESP	Martin Kodrić	HRV	Henrique Chaves	PRT	McLaren 720 s	PRO	6	24	4	1:45.873	1.093	0.007	158.2
15	90	Raton Racing by Target	ITA	Christoph Lenz	CHE	Franck Perera	FRA	Lamborghini Huracan GT3 EVO	PROAM	8	29	10	1:45.873	1.093	0.000	158.2
16	12	Ombra Racing	ITA	Federico Leo	ITA	Najiy Razak	MYS	Lamborghini Huracan GT3 EVO	PRO	7	23	17	1:46.090	1.310	0.217	157.9
17	6	Antonelli MotorSport	ITA	Riccardo Agostini	ITA	Loris Spinelli	ITA	Mercedes AMG GT3	PRO	8	28	16	1:46.391	1.611	0.301	157.5
18	66	Vincenzo Sospiri Racing	ITA	Frederik Schandorff	DNK	Tuomas Tujula	FIN	Lamborghini Huracan GT3 EVO	PROAM	9	26	6	1:46.439	1.659	0.048	157.4
19	27	Lazarus Racing	ITA	Ezequiel Perez Companc	ARG	Eliseo Martínez	ESP	Lamborghini Huracan GT3 EVO	PROAM	10	26	17	1:46.819	2.039	0.380	156.8
20	3	Senkyr Motorsport	CZE	Beitske Visser	NLD	Richard Gonda	SVK	BMW M6 GT3	PRO	9	11	10	1:46.976	2.196	0.157	156.6
21	8	Antonelli MotorSport	ITA	Giuseppe Cipriani	ITA		ITA	Mercedes AMG GT3	AM	2	24	18	1:47.283	2.503	0.307	156.2
22	11	GetSpeed Performance	DEU	Janine Hill	GBR	John Shoffner	USA	Mercedes AMG GT3	AM	3	31	8	1:50.197	5.417	2.914	152.0
23	4	Boutsen Ginion	BEL	Claude-Yves Gosselin	FRA	Pierre Feligioni	FRA	Lamborghini Huracan GT3 EVO	AM	4	13	5	1:50.344	5.564	0.147	151.8
24	5	Olimp Racing	POL	Stanislaw Jedlinski	POL		POL	Mercedes AMG GT3	AM	5	24	20	1:54.965	10.185	4.621	145.7

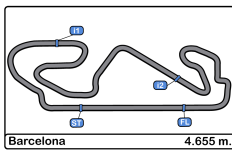
CAR 8 TIME 3:34.188 DELETED TRACK LIMITS AT T 15
 CAR 77 TIME 1:45.907 DELETED TRACK LIMITS AT T 15
 CAR 14 TIME 1:46.104 DELETED TRACK LIMITS AT T 15

Published at:.....

Track Temp: 42.3 °C Air Temp: 26.7 °C Humidity: 51 % Track Status: DRY

Stewards:	Race Director:	Timekeeper:
------------------	-----------------------	--------------------





Circuito de Barcelona
International GT Open
Free Practice - 1
Provisional Results by Class



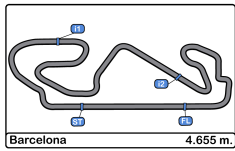
Cls	Nº	Entrant/Team	Nat	Driver 1	Nat	Driver 2	Nat	Vehicle	Cat	Cls	Laps	Best	Time	Gap	Interval	Km/h
PRO																
1	17	Teo Martín Motorsport	ESP	Fran Rueda	ESP	Andrés Saravia	GTU	McLaren 720 s	PRO	1	14	12	1:44.780			159.9
2	14	Emil Frey Racing	CHE	Norbert Siedler	AUT	Mikaël Grenier	CAN	Lamborghini Huracan GT3 EVO	PRO	2	21	17	1:45.224	0.444	0.444	159.2
3	10	SPS Automotive Performance	DEU	Miguel Ramos	PRT	Fabrizio Crestani	ITA	Mercedes AMG GT3	PRO	3	27	26	1:45.507	0.727	0.283	158.8
4	96	Optimum Motorsport	GBR	Oliver Wilkinson	PRT	Darren Turner	ITA	Aston Martin GT3 AMR MY2019	PRO	4	25	6	1:45.666	0.886	0.159	158.5
5	63	Emil Frey Racing	CHE	Albert Costa	ESP	Giacomo Altoè	ITA	Lamborghini Huracan GT3 EVO	PRO	5	25	6	1:45.754	0.974	0.088	158.4
6	59	Teo Martín Motorsport	ESP	Martin Kodrić	HRV	Henrique Chaves	PRT	McLaren 720 s	PRO	6	24	4	1:45.873	1.093	0.119	158.2
7	12	Ombra Racing	ITA	Federico Leo	ITA	Najiy Razak	MYS	Lamborghini Huracan GT3 EVO	PRO	7	23	17	1:46.090	1.310	0.217	157.9
8	6	Antonelli MotorSport	ITA	Riccardo Agostini	ITA	Loris Spinelli	ITA	Mercedes AMG GT3	PRO	8	28	16	1:46.391	1.611	0.301	157.5
9	3	Senkyr Motorsport	CZE	Beitske Visser	NLD	Richard Gonda	SVK	BMW M6 GT3	PRO	9	11	10	1:46.976	2.196	0.585	156.6
PROAM																
1	22	Sports and You	BRF	Marcio Basso	BRA	Guilherme Salas	BRA	Mercedes AMG GT3	PROAM	1	28	4	1:45.044			159.5
2	33	HTP Motorsport / Winward Racing	DEU	Russell Ward	USA	Indy Dontje	NLD	Mercedes AMG GT3	PROAM	2	25	7	1:45.369	0.325	0.325	159.0
3	19	Raton Racing by Target	ITA	Jiatong Liang	CHN	Raffaele Giammaria	ITA	Lamborghini Huracan GT3 EVO	PROAM	3	29	21	1:45.488	0.444	0.119	158.8
4	77	Olimp Racing	POL	Marcin Jedlinski	POL	Mateusz Lisowski	POL	Audi R8 LMS EVO	PROAM	4	28	10	1:45.498	0.454	0.010	158.8
5	16	Teo Martín Motorsport	ESP	Marcelo Hahn	BRA	Allam Khodair	BRA	McLaren 720 s	PROAM	5	26	8	1:45.566	0.522	0.068	158.7
6	20	SPS Automotive Performance	DEU	Valentin Pierburg	DEU	Tom Onslow-Cole	GBR	Mercedes AMG GT3	PROAM	6	28	9	1:45.658	0.614	0.092	158.6
7	13	GetSpeed Performance	DEU	Denis Remenyako	RUS	Fabian Schiller	DEU	Mercedes AMG GT3	PROAM	7	30	7	1:45.866	0.822	0.208	158.2
8	90	Raton Racing by Target	ITA	Christoph Lenz	CHE	Franck Perera	FRA	Lamborghini Huracan GT3 EVO	PROAM	8	29	10	1:45.873	0.829	0.007	158.2
9	66	Vincenzo Sospiri Racing	ITA	Frederik Schandorff	DNK	Tuomas Tujula	FIN	Lamborghini Huracan GT3 EVO	PROAM	9	26	6	1:46.439	1.395	0.566	157.4
10	27	Lazarus Racing	ITA	Ezequiel Perez Companc	ARG	Eliseo Martínez	ESP	Lamborghini Huracan GT3 EVO	PROAM	10	26	17	1:46.819	1.775	0.380	156.8
AM																
1	25	HTP Motorsport	DEU	Alexander Hrachowina	AUT	Martin Konrad	AUT	Mercedes AMG GT3	AM	1	25	21	1:45.269			159.1
2	8	Antonelli MotorSport	ITA	Giuseppe Cipriani	ITA			Mercedes AMG GT3	AM	2	24	18	1:47.283	2.014	2.014	156.2
3	11	GetSpeed Performance	DEU	Janine Hill	GBR	John Shoffner	USA	Mercedes AMG GT3	AM	3	31	8	1:50.197	4.928	2.914	152.0
4	4	Boutsen Ginion	BEL	Claude-Yves Gosselin	FRA	Pierre Feligioni	FRA	Lamborghini Huracan GT3 EVO	AM	4	13	5	1:50.344	5.075	0.147	151.8
5	5	Olimp Racing	POL	Stanislaw Jedlinski	POL			Mercedes AMG GT3	AM	5	24	20	1:54.965	9.696	4.621	145.7

Published at:.....

Track Temp: 42.3 °C Air Temp: 26.7 °C Humidity: 51 % Track Status: DRY

Stewards:	Race Director:	Timekeeper:
------------------	-----------------------	--------------------



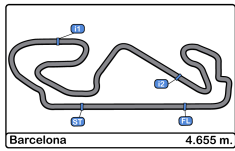


Circuit de Barcelona
International GT Open
Free Practice - 1
Lap Analysis



3							6								
1 Beitske Visser			BMW M6 GT3				1 Riccardo Agostini			Mercedes AMG GT3					
PRO			Senkyr Motorsport				PRO			Antonelli MotorSport					
2 Richard Gonda							2 Loris Spinelli								
Lap	D	Time	Sector 1	Sector 2	Sector 3	T. Spd	Elapsed	Lap	D	Time	Sector 1	Sector 2	Sector 3	T. Spd	Elapsed
1		12:23:40.368	12:22:11.238	48.747	40.383	145.7	12:23:40.368	1		12:23:27.592 P	12:21:55.240	45.683	46.669	153.1	12:23:27.592
2		2:00.122	35.910	46.067	38.145	193.8	12:25:40.490	2		2:50.308	1:19.245	45.489	45.574	188.8	12:26:17.900
3		1:51.487	33.215	42.294	35.978	220.4	12:27:31.977	3		1:49.374	31.249	42.214	35.911	258.9	12:28:07.274
4		2:12.616 P	30.930	51.104	50.582	260.8	12:29:44.593	4		1:47.381	30.659	41.460	35.262	259.6	12:29:54.655
5		3:21.301	2:02.992	42.441	35.868	171.7	12:33:05.894	5		1:51.989 P	30.644	40.981	40.364	259.6	12:31:46.644
6		1:47.782	30.658	41.567	35.557	258.3	12:34:53.676	6		3:51.386	2:34.470	41.339	35.577	180.6	12:35:38.030
7		1:47.252	30.381	41.074	35.797	260.8	12:36:40.928	7		1:46.612	30.477	40.967	35.168	258.9	12:37:24.642
8		1:47.578	30.333	41.298	35.947	258.3	12:38:28.506	8		1:51.644 P	30.412	41.023	40.209	258.9	12:39:16.286
9		1:47.076	30.391	41.093	35.592	259.6	12:40:15.582	9		5:46.001	4:27.994	41.191	36.816	191.1	12:45:02.287
10		1:46.976	30.387	40.953	35.636	257.7	12:42:02.558	10		1:46.716	30.460	40.964	35.292	260.8	12:46:49.003
11		2:37.496 P	30.435	40.905	1:26.156	261.5	12:44:40.054	11		1:46.888	30.345	40.712	35.831	261.5	12:48:35.891
4							12								
1 Claude-Yves Gosselin			Lamborghini Huracan GT3 EVO				13			1:50.806 P					
AM			Boutsen Ginion				14			3:09.981					
2 Pierre Feligioni							15			1:54.625					
Lap	D	Time	Sector 1	Sector 2	Sector 3	T. Spd	Elapsed	Lap	D	Time	Sector 1	Sector 2	Sector 3	T. Spd	Elapsed
1		12:23:21.438	12:21:56.557	45.807	39.074	158.1	12:23:21.438	15		1:46.800	30.482	40.927	35.391	261.5	12:57:18.103
2		1:51.681	31.795	42.462	37.424	252.3	12:25:13.119	16		1:46.391	30.350	40.836	35.205	260.2	12:59:04.494
3		1:50.909	31.584	42.738	36.587	253.5	12:27:04.028	17		1:51.729 P	30.614	41.607	39.508	260.8	13:00:56.223
4		1:52.969	31.931	44.561	36.477	255.3	12:28:56.997	18		5:08.447	3:49.033	41.762	37.652	190.4	13:06:04.670
5		1:50.344	31.646	42.215	36.483	254.1	12:30:47.341	19		1:46.916	30.738	41.037	35.141	257.7	13:07:51.586
6		1:56.908 P	31.974	42.430	42.504	255.9	12:32:44.249	20		1:47.835	30.661	41.007	36.167	258.3	13:09:39.421
7		4:01.663	2:38.908	45.109	37.646	187.5	12:36:45.912	21		1:46.819	30.657	40.863	35.299	258.9	13:11:26.240
8		1:52.051	32.492	42.945	36.614	253.5	12:38:37.963	22		1:46.732	30.474	40.851	35.407	258.3	13:13:12.972
9		1:51.923	32.049	42.852	37.022	253.5	12:40:29.886	23		1:47.121	30.857	40.981	35.283	256.5	13:15:00.093
10		2:00.229 P	32.665	45.072	42.492	253.5	12:42:30.115	24		1:46.755	30.634	40.757	35.364	258.3	13:16:46.848
11		6:41.174	5:17.649	43.862	39.663	158.3	12:49:11.289	25		1:48.092	30.529	41.213	36.350	258.9	13:18:34.940
12		1:53.401	32.200	43.102	38.099	249.4	12:51:04.690	26		1:46.865	30.669	40.892	35.304	257.7	13:20:21.805
13		2:32.887 P	31.805	1:00.085	1:00.997	254.1	12:53:37.577	27		1:46.716	30.590	40.907	35.219	258.9	13:22:08.521
5							28								
1 Stanislaw Jedlinski			Mercedes AMG GT3				1:57.236 P			30.724					
AM			Olimp Racing				41.554			44.958					
2							258.9			13:24:05.757					
Lap	D	Time	Sector 1	Sector 2	Sector 3	T. Spd	Elapsed								
1		12:24:16.842	12:22:53.289	45.382	38.171	182.4	12:24:16.842								
2		1:56.107	32.761	45.203	38.143	253.5	12:26:12.949								
3		1:56.917	32.482	45.724	38.711	254.1	12:28:09.866								
4		1:58.529	32.792	44.483	41.254	255.3	12:30:08.395								
5		1:57.494	34.209	45.058	38.227	242.1	12:32:05.889								
6		2:01.098	32.679	47.828	40.591	253.5	12:34:06.987								
7		2:08.074 P	33.169	46.570	48.335	252.9	12:36:15.061								
8		4:19.445	2:50.698	45.448	43.299	183.6	12:40:34.506								
9		2:03.329	34.725	48.317	40.287	251.1	12:42:37.835								
10		1:58.747	34.715	45.336	38.696	252.3	12:44:36.582								
11		2:01.789	33.434	46.675	41.680	252.3	12:46:38.371								
12		1:59.495	32.817	46.041	40.637	254.1	12:48:37.866								
13		1:57.153	32.975	45.466	38.712	255.3	12:50:35.019								
14		1:55.407	32.640	44.349	38.418	252.9	12:52:30.426								
15		2:04.888 P	32.550	45.701	46.637	254.1	12:54:35.314								
16		12:57.334	11:29.086	49.086	39.162	182.1	13:07:32.648								
17		2:01.979	33.372	48.229	40.378	250.5	13:09:34.627								
18		1:59.288	33.123	46.900	39.265	252.3	13:11:33.915								
19		1:59.076	34.617	45.446	39.013	251.1	13:13:32.991								
20		1:54.965	32.705	44.380	37.880	251.1	13:15:27.956								
21		1:56.311	34.158	43.741	38.412	249.4	13:17:24.267								
22		2:00.886	33.784	46.270	40.832	252.9	13:19:25.153								
23		2:00.814	33.200	47.130	40.484	252.9	13:21:25.967								
24		2:08.918 P	34.748	46.068	48.102	239.4	13:23:34.885								





Circuit de Barcelona
International GT Open
Free Practice - 1
Lap Analysis



8

1 Giuseppe Cipriani

Mercedes AMG GT3

11

1 Janine Hill

Mercedes AMG GT3

AM

2

Antonelli MotorSport

AM

2 John Shoffner

GetSpeed Performance

Lap	D	Time	Sector 1	Sector 2	Sector 3	T. Spd	Elapsed	Lap	D	Time	Sector 1	Sector 2	Sector 3	T. Spd	Elapsed
1		12:23:17.478	P 12:21:49.507	44.432	43.539	169.5	12:23:17.478	1		12:23:05.948	12:21:43.700	44.054	38.194	186.8	12:23:05.948
2		2:37.713	1:18.215	42.777	36.721	184.6	12:25:55.191	2		1:55.281	32.025	43.118	40.138	255.3	12:25:01.229
3		1:53.928	P 31.169	42.011	40.748	257.1	12:27:49.119	3		1:54.714	31.606	43.101	40.007	258.9	12:26:55.943
4		3:34.188	2:16.480	42.068	35.640	152.3	12:31:23.307	4		1:52.737	31.575	42.913	38.249	260.8	12:28:48.680
5		1:50.776	32.298	41.998	36.480	256.5	12:33:14.083	5		1:52.130	31.634	42.635	37.861	258.3	12:30:40.810
6		1:48.057	31.014	41.256	35.787	257.1	12:35:02.140	6		1:52.698	33.220	42.389	37.089	235.2	12:32:33.508
7		1:48.112	30.730	41.661	35.721	258.9	12:36:50.252	7		1:50.920	31.042	42.809	37.069	258.9	12:34:24.428
8		1:54.321	P 30.805	41.559	41.957	257.7	12:38:44.573	8		1:50.197	31.151	42.193	36.853	260.8	12:36:14.625
9		6:18.586	4:59.856	42.573	36.157	180.6	12:45:03.159	9		1:52.635	31.330	43.750	37.555	259.6	12:38:07.260
10		1:48.334	30.861	41.491	35.982	258.9	12:46:51.493	10		1:51.366	31.159	42.412	37.795	260.2	12:39:58.626
11		1:48.462	30.776	41.787	35.899	257.7	12:48:39.955	11		1:53.004	31.639	42.297	39.068	258.3	12:41:51.630
12		1:54.151	P 30.921	41.882	41.348	258.3	12:50:34.106	12		1:55.553	31.507	44.681	39.365	253.5	12:43:47.183
13		6:28.952	5:07.896	42.142	38.914	186.2	12:57:03.058	13		1:54.596	33.831	43.494	37.271	237.8	12:45:41.779
14		1:48.028	30.878	41.503	35.647	257.1	12:58:51.086	14		1:51.504	32.227	42.397	36.880	259.6	12:47:33.283
15		1:53.814	P 30.791	41.837	41.186	257.7	13:00:44.900	15		1:58.872	P 31.207	42.373	45.292	260.2	12:49:32.155
16		4:51.285	3:33.974	41.762	35.549	185.5	13:05:36.185	16		4:14.334	2:51.107	42.981	40.246	191.1	12:53:46.489
17		1:48.016	30.950	41.683	35.383	257.1	13:07:24.201	17		1:54.778	32.923	43.355	38.500	257.7	12:55:41.267
18		1:47.283	30.772	41.158	35.353	257.7	13:09:11.484	18		1:52.361	31.946	43.185	37.230	257.7	12:57:33.628
19		1:47.602	30.765	41.181	35.656	257.7	13:10:59.086	19		1:53.607	31.670	42.888	39.049	258.9	12:59:27.235
20		1:48.529	31.183	41.810	35.536	256.5	13:12:47.615	20		1:54.023	32.284	43.273	38.466	260.2	13:01:21.258
21		1:57.813	P 30.779	43.527	43.507	255.9	13:14:45.428	21		1:52.850	31.792	43.258	37.800	260.2	13:03:14.108
22		4:31.016	3:12.971	42.336	35.709	180.0	13:19:16.444	22		1:57.020	32.794	45.126	39.100	259.6	13:05:11.128
23		1:47.915	30.937	41.203	35.775	256.5	13:21:04.359	23		2:00.526	P 32.740	43.304	44.482	258.3	13:07:11.654
24		2:10.166	P 33.440	47.644	49.082	213.8	13:23:14.525	24		3:47.231	2:24.689	43.351	39.191	192.5	13:10:58.885
25		1:54.518	32.965	43.739	37.814	255.3	13:12:53.403	25		1:54.439	32.850	43.332	38.257	255.9	13:14:47.842
26		1:54.439	32.850	43.332	38.257	255.9	13:16:42.439	26		1:54.597	31.873	43.871	38.853	255.9	13:16:42.439
27		1:54.597	31.873	43.871	38.853	255.9	13:18:36.386	27		1:53.947	32.545	43.095	38.307	257.1	13:18:36.386
28		1:53.947	32.545	43.095	38.307	257.1	13:20:32.240	28		1:55.854	32.300	43.415	40.139	258.9	13:20:32.240
29		1:55.854	32.300	43.415	40.139	258.9	13:22:25.535	29		1:53.295	32.884	42.704	37.707	256.5	13:22:25.535
30		1:53.295	32.884	42.704	37.707	256.5	13:24:30.979	30		2:05.444	P 33.703	45.774	45.967	258.3	13:24:30.979
31		2:05.444	P 33.703	45.774	45.967	258.3		31							

10

1 Miguel Ramos

Mercedes AMG GT3

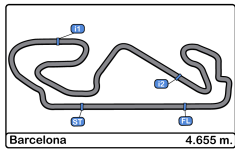
PRO

2 Fabrizio Crestani

SPS Automotive Performance

Lap	D	Time	Sector 1	Sector 2	Sector 3	T. Spd	Elapsed
1		12:22:56.268	12:21:39.103	41.539	35.626	169.0	12:22:56.268
2		1:46.546	30.578	40.842	35.126	256.5	12:24:42.814
3		1:46.281	30.295	40.752	35.234	258.3	12:26:29.095
4		1:46.647	30.489	40.903	35.255	260.8	12:28:15.742
5		1:53.470	P 30.273	41.026	42.171	260.2	12:30:09.212
6		6:47.477	5:17.485	48.974	41.018	191.1	12:36:56.689
7		1:48.343	30.472	41.051	36.820	259.6	12:38:45.032
8		1:47.955	30.309	40.815	36.831	258.9	12:40:32.987
9		1:46.221	30.366	40.764	35.091	258.9	12:42:19.208
10		1:45.841	30.238	40.409	35.194	260.2	12:44:05.049
11		1:52.945	P 30.574	41.589	40.782	259.6	12:45:57.994
12		3:02.416	P 1:41.740	41.461	39.215	188.8	12:49:00.410
13		5:23.743	4:04.255	42.897	36.591	188.1	12:54:24.153
14		1:47.418	30.747	41.020	35.651	258.9	12:56:11.571
15		1:46.576	30.333	40.591	35.652	258.9	12:57:58.147
16		1:47.715	30.230	41.654	35.831	260.2	12:59:45.862
17		1:45.931	30.207	40.776	34.948	260.2	13:01:31.793
18		1:45.811	30.123	40.694	34.994	260.8	13:03:17.604
19		1:51.543	30.660	43.961	36.922	262.7	13:05:09.147
20		1:45.843	30.249	40.748	34.846	258.9	13:06:54.990
21		1:55.095	P 31.029	41.318	42.748	258.9	13:08:50.085
22		3:01.136	1:45.597	40.498	35.041	192.1	13:11:51.221
23		1:51.012	30.168	41.024	39.820	258.3	13:13:42.233
24		1:45.923	30.206	40.540	35.177	256.5	13:15:28.156
25		1:45.717	30.172	40.533	35.012	258.3	13:17:13.873
26		1:45.507	30.192	40.345	34.970	258.9	13:18:59.380
27		1:51.716	P 30.465	41.753	39.498	258.9	13:20:51.096





Circuit de Barcelona
International GT Open
Free Practice - 1
Lap Analysis



12

1 Federico Leo
 Lamborghini Huracan GT3 EVO
 PRO
 2 Najiy Razak
 Ombra Racing

13

1 Denis Remenyako
 Mercedes AMG GT3
 PROAM
 2 Fabian Schiller
 GetSpeed Performance

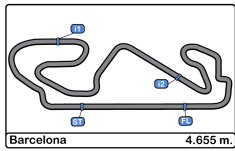
Lap	D	Time	Sector 1	Sector 2	Sector 3	T. Spd	Elapsed	Lap	D	Time	Sector 1	Sector 2	Sector 3	T. Spd	Elapsed
1		12:23:37.408	12:22:14.198	45.192	38.018	164.8	12:23:37.408	1		12:23:10.188	12:21:48.734	43.734	37.720	151.4	12:23:10.188
2		1:54.821	32.348	45.436	37.037	246.0	12:25:32.229	2		1:52.376	33.384	42.669	36.323	200.0	12:25:02.564
3		1:50.614	31.873	42.435	36.306	227.3	12:27:22.843	3		1:52.676	31.737	41.979	38.960	232.7	12:26:55.240
4		1:59.499 P	33.058	41.731	44.710	227.8	12:29:22.342	4		1:57.306 P	31.226	42.851	43.229	260.2	12:28:52.546
5		8:21.083	7:03.603	41.693	35.787	193.2	12:37:43.425	5		3:18.413	1:59.741	40.705	37.967	191.8	12:32:10.959
6		1:47.112	30.724	41.125	35.263	260.8	12:39:30.537	6		1:46.587	30.567	41.166	34.854	258.9	12:33:57.546
7		1:46.830	30.416	40.896	35.518	262.1	12:41:17.367	7		1:45.866	30.320	40.425	35.121	258.9	12:35:43.412
8		1:47.584	30.419	41.428	35.737	262.1	12:43:04.951	8		1:46.285	30.439	40.800	35.046	260.8	12:37:29.697
9		1:53.709 P	30.447	41.523	41.739	261.5	12:44:58.660	9		1:47.189	30.936	41.139	35.114	260.8	12:39:16.886
10		3:17.882	2:00.941	41.653	35.288	194.2	12:48:16.542	10		1:51.680 P	30.850	40.812	40.018	260.2	12:41:08.566
11		1:48.494	31.161	41.746	35.587	262.1	12:50:05.036	11		4:07.497	2:45.778	43.994	37.725	187.5	12:45:16.063
12		1:51.788	30.321	44.593	36.874	262.1	12:51:56.824	12		2:06.355 P	34.443	45.413	46.499	255.9	12:47:22.418
13		1:49.163	30.624	41.243	37.296	262.7	12:53:45.987	13		2:25.626	1:05.620	43.061	36.945	188.1	12:49:48.044
14		1:52.780 P	30.929	40.789	41.062	262.1	12:55:38.767	14		1:52.179	31.671	43.210	37.298	257.1	12:51:40.223
15		5:40.459	4:21.500	42.538	36.421	169.8	13:01:19.226	15		1:51.029	31.735	42.509	36.785	255.3	12:53:31.252
16		1:46.712	30.655	40.938	35.119	260.2	13:03:05.938	16		1:50.185	31.347	42.050	36.788	257.7	12:55:21.437
17		1:46.090	30.209	40.694	35.187	262.1	13:04:52.028	17		1:50.491	31.295	42.318	36.878	258.3	12:57:11.928
18		1:46.267	30.250	40.824	35.193	261.5	13:06:38.295	18		1:49.691	30.929	42.126	36.636	258.9	12:59:01.619
19		1:53.634 P	30.427	41.236	41.971	261.5	13:08:31.929	19		1:50.224	31.373	42.128	36.723	259.6	13:00:51.843
20		4:28.093	3:11.511	40.986	35.596	186.8	13:13:00.022	20		1:49.945	31.221	42.074	36.650	258.3	13:02:41.788
21		1:53.304 P	30.535	41.040	41.729	256.5	13:14:53.326	21		1:54.565	31.690	43.342	39.533	259.6	13:04:36.353
22		6:53.785	5:29.327	47.424	37.034	178.8	13:21:47.111	22		1:51.541	31.742	43.401	36.398	258.3	13:06:27.894
23		1:58.400 P	31.202	42.864	44.334	257.1	13:23:45.511	23		1:49.999	31.127	42.520	36.352	258.9	13:08:17.893
24								24		1:49.312	30.986	41.940	36.386	258.9	13:10:07.205
25								25		1:50.415	31.559	42.329	36.527	258.3	13:11:57.620
26								26		1:49.433	31.136	41.953	36.344	256.5	13:13:47.053
27								27		1:49.075	30.987	41.814	36.274	256.5	13:15:36.128
28								28		1:48.750	30.914	41.581	36.255	258.3	13:17:24.878
29								29		1:48.794	30.991	41.634	36.169	258.9	13:19:13.672
30								30		2:14.408 P	34.235	47.004	53.169	257.1	13:21:28.080

14

1 Norbert Siedler
 Lamborghini Huracan GT3 EVO
 PRO
 2 Mikaël Grenier
 Emil Frey Racing

Lap	D	Time	Sector 1	Sector 2	Sector 3	T. Spd	Elapsed
1		12:23:33.949	12:22:07.214	45.893	40.842	175.3	12:23:33.949
2		1:46.874	30.743	41.070	35.061	259.6	12:25:20.823
3		1:46.339	30.315	40.924	35.100	262.1	12:27:07.162
4		1:47.794	30.259	41.553	35.982	262.1	12:28:54.956
5		1:46.483	30.124	40.569	35.790	262.7	12:30:41.439
6		4:46.404	30.291	40.842	34.971	262.7	12:32:27.543
7		1:51.690 P	30.403	41.307	39.980	263.4	12:34:19.233
8		9:58.863	8:33.424	43.775	41.664	188.1	12:44:18.096
9		1:46.940	30.656	41.112	35.172	258.3	12:46:05.036
10		1:46.114	30.304	40.710	35.100	258.9	12:47:51.150
11		1:46.250	30.424	40.737	35.089	259.6	12:49:37.400
12		1:46.057	30.256	40.761	35.040	260.2	12:51:23.457
13		1:51.139 P	30.352	40.958	39.829	260.2	12:53:14.596
14		7:41.520	6:22.113	41.731	37.676	137.5	13:00:56.116
15		1:46.057	30.478	40.798	34.781	260.2	13:02:42.173
16		1:48.677	31.148	41.613	35.916	262.7	13:04:30.850
17		1:45.224	30.225	40.350	34.649	261.5	13:06:16.074
18		1:45.478	30.212	40.402	34.864	261.5	13:08:01.552
19		1:45.691	30.292	40.484	34.915	260.2	13:09:47.243
20		1:51.417	30.275	44.734	36.408	260.8	13:11:38.660
21		2:02.888 P	31.988	45.762	45.138	255.9	13:13:41.548





Circuit de Barcelona
International GT Open
Free Practice - 1
Lap Analysis



16

1 Marcelo Hahn

McLaren 720 s

19

1 Jiatong Liang

Lamborghini Huracan GT3 EVO

PROAM

2 Allam Khodair

Teo Martin Motorsport

PROAM

2 Raffaele Giammaria

Raton Racing by Target

Lap	D	Time	Sector 1	Sector 2	Sector 3	T. Spd	Elapsed	Lap	D	Time	Sector 1	Sector 2	Sector 3	T. Spd	Elapsed
1		12:23:33.670	P 12:22:02.666	43.450	47.554	176.7	12:23:33.670	1		12:23:41.169	12:22:23.410	42.148	35.611	188.4	12:23:41.169
2		2:31.875	1:12.547	41.992	37.336	181.2	12:26:05.545	2		1:47.796	31.056	41.536	35.204	255.3	12:25:28.965
3		1:46.828	30.950	41.059	34.819	258.9	12:27:52.373	3		1:47.462	30.662	41.128	35.672	257.7	12:27:16.427
4		1:46.013	30.449	40.599	34.965	259.6	12:29:38.386	4		1:51.133	31.932	42.093	37.108	257.1	12:29:07.560
5		1:45.679	30.370	40.520	34.789	260.2	12:31:24.065	5		1:47.274	30.829	41.174	35.271	256.5	12:30:54.834
6		1:49.044	31.068	41.027	36.949	262.7	12:33:13.109	6		1:47.361	30.739	41.213	35.409	257.7	12:32:42.195
7		1:47.914	30.236	41.193	36.485	261.5	12:35:01.023	7		1:47.186	30.753	41.052	35.381	257.7	12:34:29.381
8		1:45.566	30.260	40.357	34.949	261.5	12:36:46.589	8		1:47.314	30.655	41.278	35.381	258.9	12:36:16.695
9		1:53.584	P 31.792	41.005	40.787	262.1	12:38:40.173	9		1:49.580	30.751	41.734	37.095	257.7	12:38:06.275
10		6:53.485	5:37.367	40.777	35.341	189.1	12:45:33.658	10		1:57.730	P 30.938	42.874	43.918	257.1	12:40:04.005
11		1:49.497	30.470	40.492	38.535	258.9	12:47:23.155	11		6:29.290	5:09.063	43.941	36.286	190.1	12:46:33.295
12		1:50.887	P 30.429	40.747	39.711	258.3	12:49:14.042	12		1:46.988	30.791	40.893	35.304	255.9	12:48:20.283
13		5:04.707	3:44.906	43.208	36.593	184.6	12:54:18.749	13		1:46.315	30.642	40.704	34.969	257.1	12:50:06.598
14		1:48.882	31.216	41.857	35.809	258.3	12:56:07.631	14		1:49.038	30.501	42.150	36.387	259.6	12:51:55.636
15		1:49.188	31.128	41.934	36.126	258.9	12:57:56.819	15		1:49.999	30.902	41.624	37.473	257.1	12:53:45.635
16		1:49.715	30.942	42.631	36.142	259.6	12:59:46.534	16		1:57.669	P 33.199	42.915	41.555	255.9	12:55:43.304
17		1:48.763	31.186	41.904	35.673	262.1	13:01:35.297	17		3:29.434	2:12.998	41.220	35.216	187.8	12:59:12.738
18		1:48.457	30.985	41.731	35.741	261.5	13:03:23.754	18		1:47.027	30.533	41.489	35.005	258.9	13:00:59.765
19		1:52.590	31.973	44.491	36.126	262.1	13:05:16.344	19		1:46.057	30.433	40.650	34.974	259.6	13:02:45.822
20		1:49.156	30.826	41.972	36.358	262.1	13:07:05.500	20		1:46.637	30.355	40.866	35.416	258.9	13:04:32.459
21		1:48.479	31.155	41.732	35.592	260.2	13:08:53.979	21		1:45.488	30.279	40.541	34.668	260.2	13:06:17.947
22		1:51.036	31.090	42.370	37.576	260.8	13:10:45.015	22		1:45.606	30.200	40.594	34.812	259.6	13:08:03.553
23		1:58.358	P 31.220	41.905	45.233	259.6	13:12:43.373	23		1:46.512	30.232	40.352	35.928	258.9	13:09:50.065
24		6:36.492	5:17.328	41.809	37.355	191.1	13:19:19.865	24		1:45.606	30.216	40.478	34.912	258.9	13:11:35.671
25		1:46.921	30.525	41.277	35.119	258.3	13:21:06.786	25		1:51.865	P 31.087	41.082	39.696	258.3	13:13:27.536
26		1:50.213	P 30.553	40.856	38.804	260.2	13:22:56.999	26		5:15.043	3:51.029	48.190	35.824	189.8	13:18:42.579
27		1:49.615						27		1:49.615	30.421	40.581	38.613	257.1	13:20:32.194
28		1:45.865						28		1:45.865	30.515	40.586	34.764	255.3	13:22:18.059
29		1:52.155	P 30.404	41.012	40.739	257.1	13:24:10.214	29		1:52.155	P 30.404	41.012	40.739	257.1	13:24:10.214

17

1 Fran Rueda

McLaren 720 s

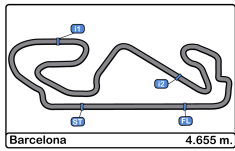
PRO

2 Andrés Saravia

Teo Martin Motorsport

Lap	D	Time	Sector 1	Sector 2	Sector 3	T. Spd	Elapsed
1		12:23:26.676	P 12:21:53.110	44.269	49.297	152.3	12:23:26.676
2		2:11.098	53.941	41.614	35.543	183.0	12:25:37.774
3		1:46.704	30.634	40.665	35.405	261.5	12:27:24.478
4		1:46.303	30.605	40.772	34.926	262.1	12:29:10.781
5		1:46.070	30.464	40.584	35.022	261.5	12:30:56.851
6		1:52.130	P 30.476	40.646	41.008	262.1	12:32:48.981
7		4:42.421	3:25.773	41.005	35.643	192.8	12:37:31.402
8		1:51.371	30.482	40.795	40.094	261.5	12:39:22.773
9		1:46.279	30.598	40.671	35.010	260.2	12:41:09.052
10		1:51.133	P 30.654	41.168	39.311	262.1	12:43:00.185
11		3:07.410	1:43.850	47.858	35.702	185.2	12:46:07.595
12		1:44.780	30.122	40.135	34.523	262.1	12:47:52.375
13		1:52.178	P 31.511	41.616	39.051	262.1	12:49:44.553
14		5:41.771	P 3:59.026	56.171	46.574	131.5	12:55:26.324





Circuit de Barcelona
International GT Open
Free Practice - 1
Lap Analysis



20

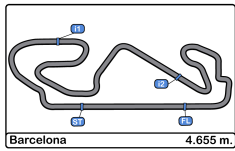
1 Valentin Pierburg Mercedes AMG GT3
 PROAM 2 Tom Onslow-Cole SPS Automotive Performance

22

1 Marcio Basso Mercedes AMG GT3
 PROAM 2 Guilherme Salas Sports and You

Lap	D	Time	Sector 1	Sector 2	Sector 3	T. Spd	Elapsed	Lap	D	Time	Sector 1	Sector 2	Sector 3	T. Spd	Elapsed
1		12:23:54.123	12:22:35.749	42.690	35.684	186.2	12:23:54.123	1		12:23:11.751	12:21:54.051	42.052	35.648	144.1	12:23:11.751
2		1:47.631	30.706	41.194	35.731	258.3	12:25:41.754	2		1:48.340	31.541	40.676	36.123	251.1	12:25:00.091
3		1:46.495	30.466	40.871	35.158	259.6	12:27:28.249	3		1:45.272	30.375	40.212	34.685	258.3	12:26:45.363
4		1:46.586	30.426	40.905	35.255	259.6	12:29:14.835	4		1:45.044	30.016	40.495	34.533	258.9	12:28:30.407
5		1:46.332	30.169	40.906	35.257	259.6	12:31:01.167	5		1:45.406	30.258	40.437	34.711	259.6	12:30:15.813
6		1:53.286 P	30.533	40.901	41.852	259.6	12:32:54.453	6		1:54.856 P	31.068	42.560	41.228	258.9	12:32:10.669
7		4:58.005	3:36.183	43.072	38.750	188.1	12:37:52.458	7		5:08.825	3:41.847	48.091	38.887	180.0	12:37:19.494
8		1:47.067	31.071	40.736	35.260	255.9	12:39:39.525	8		1:51.636	32.247	42.512	36.877	254.1	12:39:11.130
9		1:45.658	30.165	40.728	34.765	258.9	12:41:25.183	9		1:50.361	31.363	42.242	36.756	254.7	12:41:01.491
10		1:46.197	30.069	41.256	34.872	259.6	12:43:11.380	10		1:50.880	31.480	42.523	36.877	255.3	12:42:52.371
11		1:46.035	30.092	40.512	35.431	260.2	12:44:57.415	11		1:50.225	31.445	42.064	36.716	254.7	12:44:42.596
12		1:46.033	30.239	40.659	35.135	258.9	12:46:43.448	12		1:53.524	31.538	43.938	38.048	257.1	12:46:36.120
13		1:50.893 P	30.159	40.609	40.125	260.2	12:48:34.341	13		1:49.951	31.474	42.042	36.435	256.5	12:48:26.071
14		3:43.107	2:22.978	43.058	37.071	189.1	12:52:17.448	14		1:49.622	31.277	42.049	36.296	256.5	12:50:15.693
15		1:49.209	31.373	41.868	35.968	258.3	12:54:06.657	15		1:49.211	31.235	41.815	36.161	255.9	12:52:04.904
16		1:49.895	31.450	42.329	36.116	259.6	12:55:56.552	16		1:49.339	31.246	41.783	36.310	256.5	12:53:54.243
17		1:49.144	31.011	42.241	35.892	258.9	12:57:45.696	17		1:49.470	31.217	41.619	36.634	257.1	12:55:43.713
18		1:49.751	31.160	42.024	36.567	258.9	12:59:35.447	18		1:57.949 P	31.273	42.087	44.589	257.7	12:57:41.662
19		1:49.631	31.101	41.999	36.531	259.6	13:01:25.078	19		6:44.170	5:24.322	42.669	37.179	187.1	13:04:25.832
20		1:49.320	30.859	41.924	36.537	260.8	13:03:14.398	20		1:55.184	31.316	42.131	41.737	257.1	13:06:21.016
21		1:57.195 P	32.631	43.337	41.227	260.2	13:05:11.593	21		1:51.551	32.644	42.034	36.873	255.3	13:08:12.567
22		3:16.809	1:56.005	43.258	37.546	190.1	13:08:28.402	22		2:00.432 P	31.332	44.332	44.768	256.5	13:10:12.999
23		1:48.937	30.991	41.478	36.468	258.9	13:10:17.339	23		4:20.132	3:01.801	42.628	35.703	188.4	13:14:33.131
24		1:48.247	30.606	41.654	35.987	260.2	13:12:05.586	24		1:46.010	30.456	40.441	35.113	255.9	13:16:19.141
25		1:48.724	31.091	41.489	36.144	257.7	13:13:54.310	25		1:46.041	30.471	40.446	35.124	258.9	13:18:05.182
26		1:49.143	31.031	41.719	36.393	257.1	13:15:43.453	26		1:48.736	30.321	41.215	37.200	257.7	13:19:53.918
27		1:48.530	30.809	41.558	36.163	258.9	13:17:31.983	27		1:45.758	30.360	40.401	34.997	257.7	13:21:39.676
28		1:55.419 P	31.406	42.074	41.939	258.9	13:19:27.402	28		1:58.622 P	32.048	43.008	43.566	258.3	13:23:38.298





Circuit de Barcelona
International GT Open
Free Practice - 1
Lap Analysis



25

1 Alexander Hrachowina

Mercedes AMG GT3

33

1 Russell Ward

Mercedes AMG GT3

AM 2 Martin Konrad HTP Motorsport PROAM 2 Indy Dontje HTP Motorsport / Winward Racing

Lap	D	Time	Sector 1	Sector 2	Sector 3	T. Spd	Elapsed	Lap	D	Time	Sector 1	Sector 2	Sector 3	T. Spd	Elapsed
1		12:23:16.875	12:21:54.764	42.394	39.717	164.8	12:23:16.875	1		12:24:06.075	12:22:46.666	42.730	36.679	183.9	12:24:06.075
2		1:47.874	30.815	41.597	35.462	257.7	12:25:04.749	2		1:47.468	30.661	41.353	35.454	257.1	12:25:53.543
3		1:47.889	30.589	41.518	35.782	261.5	12:26:52.638	3		1:46.917	31.069	40.733	35.115	260.2	12:27:40.460
4		1:46.864	30.564	40.966	35.334	259.6	12:28:39.502	4		1:45.919	30.446	40.597	34.876	258.3	12:29:26.379
5		1:46.418	30.393	40.867	35.158	259.6	12:30:25.920	5		1:46.617	30.881	40.605	35.131	258.3	12:31:12.996
6		1:46.540	30.503	40.887	35.150	258.9	12:32:12.460	6		1:45.801	30.399	40.481	34.921	257.7	12:32:58.797
7		1:46.293	30.069	40.977	35.247	260.2	12:33:58.753	7		1:45.369	30.326	40.286	34.757	258.3	12:34:44.166
8		1:46.736	30.341	40.821	35.574	261.5	12:35:45.489	8		1:50.718 P	30.325	40.626	39.767	259.6	12:36:34.884
9		1:52.837 P	30.568	41.046	41.223	262.1	12:37:38.326	9		5:35.431	4:19.378	40.773	35.280	190.8	12:42:10.315
10		5:00.884	3:42.769	42.139	35.976	189.8	12:42:39.210	10		1:46.402	30.463	40.580	35.359	258.9	12:43:56.717
11		1:49.406	32.490	41.487	35.429	260.2	12:44:28.616	11		1:46.333	30.429	40.674	35.230	258.9	12:45:43.050
12		1:46.301	30.457	40.628	35.216	259.6	12:46:14.917	12		1:46.274	30.424	40.518	35.332	260.2	12:47:29.324
13		1:46.223	30.393	40.616	35.214	259.6	12:48:01.140	13		1:46.049	30.404	40.568	35.077	258.9	12:49:15.373
14		1:47.249	30.368	40.647	36.234	259.6	12:49:48.389	14		1:46.693	30.389	40.910	35.394	259.6	12:51:02.066
15		1:48.234	31.645	41.202	35.387	260.2	12:51:36.623	15		1:50.862 P	30.451	40.897	39.514	258.9	12:52:52.928
16		1:46.809	30.401	40.915	35.493	260.2	12:53:23.432	16		5:31.539	4:12.967	42.055	36.517	185.5	12:58:24.467
17		1:53.902 P	30.632	41.082	42.188	259.6	12:55:17.334	17		1:48.695	30.914	41.417	36.364	257.7	13:00:13.162
18		5:47.643	4:21.728	41.593	44.322	187.5	13:01:04.977	18		1:48.503	31.177	41.476	35.850	258.9	13:02:01.665
19		1:45.997	30.318	40.587	35.092	260.2	13:02:50.974	19		1:48.348	30.835	41.778	35.735	259.6	13:03:50.013
20		1:45.796	30.175	40.428	35.193	261.5	13:04:36.770	20		1:47.952	30.708	41.489	35.755	259.6	13:05:37.965
21		1:45.269	29.800	40.325	35.144	263.4	13:06:22.039	21		1:48.708	30.668	41.549	36.491	260.8	13:07:26.673
22		1:48.591	30.418	40.944	37.229	262.1	13:08:10.630	22		1:47.824	30.701	41.213	35.910	259.6	13:09:14.497
23		1:45.893	30.241	40.392	35.260	260.2	13:09:56.523	23		1:54.076 P	30.833	41.558	41.685	260.2	13:11:08.573
24		1:45.925	30.153	40.572	35.200	260.8	13:11:42.448	24		5:27.574 P	4:03.559	41.890	42.125	187.8	13:16:36.147
25		1:57.482 P	32.161	42.180	43.141	223.6	13:13:39.930	25		3:09.545 P	1:46.238	42.010	41.297	186.8	13:19:45.692

27

1 Ezequiel Perez Companc

Lamborghini Huracan GT3 EVO

59

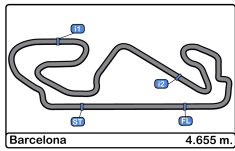
1 Martin Kodrić

McLaren 720 s

PROAM 2 Eliseo Martínez Lazarus Racing PRO 2 Henrique Chaves Teo Martín Motorsport

Lap	D	Time	Sector 1	Sector 2	Sector 3	T. Spd	Elapsed	Lap	D	Time	Sector 1	Sector 2	Sector 3	T. Spd	Elapsed
1		12:23:59.778	12:22:34.880	46.312	38.586	153.1	12:23:59.778	1		12:23:42.853 P	12:22:13.329	43.750	45.774	152.3	12:23:42.853
2		1:52.480	32.571	42.576	37.333	252.9	12:25:52.258	2		4:36.666	3:20.187	41.104	35.375	189.4	12:28:19.519
3		1:51.070	32.639	42.022	36.409	257.7	12:27:43.328	3		1:47.757	30.383	40.764	36.610	262.7	12:30:07.276
4		1:48.648	31.171	41.441	36.036	258.3	12:29:31.976	4		1:45.873	30.534	40.457	34.882	260.8	12:31:53.149
5		1:47.628	31.026	41.214	35.388	258.3	12:31:19.604	5		1:46.367	30.260	40.900	35.207	264.0	12:33:39.516
6		1:47.568	30.956	41.131	35.481	259.6	12:33:07.172	6		1:46.456	30.196	40.807	35.453	264.0	12:35:25.972
7		1:47.467	30.910	40.950	35.607	260.8	12:34:54.639	7		1:51.156 P	30.320	40.768	40.068	262.7	12:37:17.128
8		1:55.947 P	31.107	42.085	42.755	262.1	12:36:50.586	8		7:24.061	6:03.752	41.989	38.320	191.1	12:44:41.189
9		5:06.938	3:46.667	42.986	37.285	173.3	12:41:57.524	9		1:47.230	30.679	41.087	35.464	260.8	12:46:28.419
10		1:49.440	30.975	41.056	37.409	259.6	12:43:46.964	10		1:46.259	30.423	40.656	35.180	260.8	12:48:14.678
11		1:49.219	31.585	41.626	36.008	254.1	12:45:36.183	11		1:46.132	30.329	40.785	35.018	262.1	12:50:00.810
12		1:55.022 P	30.993	41.265	42.764	258.9	12:47:31.205	12		1:51.358 P	30.346	41.351	39.661	262.7	12:51:52.168
13		7:00.450	5:38.020	43.269	39.161	184.6	12:54:31.655	13		3:21.469	2:03.847	41.765	35.857	192.8	12:55:13.637
14		1:49.123	31.277	41.594	36.252	257.7	12:56:20.778	14		1:48.025	30.961	41.476	35.588	260.8	12:57:01.662
15		1:49.881	30.781	43.624	35.476	258.9	12:58:10.659	15		1:47.134	30.563	41.181	35.390	262.1	12:58:48.796
16		1:47.285	30.597	41.360	35.328	259.6	12:59:57.944	16		1:46.980	30.540	40.786	35.654	262.7	13:00:35.776
17		1:46.819	30.446	41.111	35.262	261.5	13:01:44.763	17		1:50.364 P	30.577	41.022	38.765	262.7	13:02:26.140
18		1:53.108 P	30.519	41.424	41.165	262.1	13:03:37.871	18		4:32.062	3:12.150	44.189	35.723	164.6	13:06:58.202
19		7:01.985	5:35.941	47.882	38.162	184.9	13:10:39.856	19		1:49.996	31.283	41.565	37.148	263.4	13:08:48.198
20		1:56.863	32.800	46.482	37.581	255.3	13:12:36.719	20		1:46.614	30.515	40.722	35.377	261.5	13:10:34.812
21		2:05.629	33.501	48.262	43.866	237.8	13:14:42.348	21		1:50.455 P	30.320	40.749	39.386	263.4	13:12:25.267
22		1:52.461	31.558	42.164	38.739	254.1	13:16:34.809	22		8:07.357	6:49.593	41.517	36.247	192.8	13:20:32.624
23		1:47.021	30.668	40.854	35.499	257.1	13:18:21.830	23		1:47.481	30.944	41.221	35.316	261.5	13:22:20.105
24		1:46.841	30.676	40.965	35.200	257.7	13:20:08.671	24		1:51.355 P	30.532	40.708	40.115	261.5	13:24:11.460
25		1:46.929	30.589	41.023	35.317	258.3	13:21:55.600								
26		2:04.869 P	30.894	43.567	50.408	258.3	13:24:00.469								





Circuit de Barcelona
International GT Open
Free Practice - 1
Lap Analysis



63

1 Albert Costa
 PRO 2 Giacomo Altoè
 Lamborghini Huracan GT3 EVO
 Emil Frey Racing

77

1 Marcin Jedlinski
 PROAM 2 Mateusz Lisowski
 Audi R8 LMS EVO
 Olimp Racing

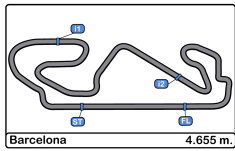
Lap D	Time	Sector 1	Sector 2	Sector 3	T. Spd	Elapsed	Lap D	Time	Sector 1	Sector 2	Sector 3	T. Spd	Elapsed
1	12:23:31.867	12:21:57.475	44.161	50.231	170.6	12:23:31.867	1	12:24:47.532	12:23:31.147	41.166	35.219	190.8	12:24:47.532
2	1:47.224	30.851	41.145	35.228	258.3	12:25:19.091	2	1:46.719	30.350	41.133	35.236	262.7	12:26:34.251
3	1:45.960	30.416	40.655	34.889	261.5	12:27:05.051	3	1:45.982	30.341	40.559	35.082	264.0	12:28:20.233
4	1:48.995	31.246	40.884	36.865	263.4	12:28:54.046	4	1:48.286	30.189	40.726	37.371	265.3	12:30:08.519
5	1:46.827	30.292	40.651	35.884	261.5	12:30:40.873	5	1:45.907	30.419	40.505	34.983	262.1	12:31:54.426
6	1:45.754	30.250	40.552	34.952	259.6	12:32:26.627	6	1:45.609	30.212	40.313	35.084	264.7	12:33:40.035
7	1:45.819	30.250	40.593	34.976	260.8	12:34:12.446	7	1:51.768	30.239	46.375	35.154	266.0	12:35:31.803
8	1:51.256 P	30.458	41.508	39.290	262.7	12:36:03.702	8	1:46.283	30.542	40.636	35.105	264.7	12:37:18.086
9	17:58.960	16:42.786	40.983	35.191	190.4	12:54:02.662	9	1:46.370	30.080	41.293	34.997	262.7	12:39:04.456
10	1:46.503	30.580	40.910	35.013	258.9	12:55:49.165	10	1:45.498	30.118	40.475	34.905	262.7	12:40:49.954
11	1:46.162	30.387	40.678	35.097	260.8	12:57:35.327	11	1:51.470 P	31.451	40.983	39.036	263.4	12:42:41.424
12	1:50.507	30.374	42.714	37.419	262.1	12:59:25.834	12	4:57.685	3:37.516	41.102	39.067	194.5	12:47:39.109
13	1:50.251 P	30.401	40.947	38.903	262.1	13:01:16.085	13	1:46.195	30.311	40.484	35.400	262.7	12:49:25.304
14	2:55.767	1:39.487	41.043	35.237	191.4	13:04:11.852	14	1:49.710 P	30.226	40.543	38.941	262.7	12:51:15.014
15	1:46.595	30.464	41.072	35.059	260.8	13:05:58.447	15	4:42.476	3:22.601	43.707	36.168	176.4	12:55:57.490
16	1:46.260	30.438	40.730	35.092	260.8	13:07:44.707	16	1:49.323	31.179	42.092	36.052	263.4	12:57:46.813
17	1:47.597	30.649	40.689	36.259	260.8	13:09:32.304	17	1:49.681	30.972	42.636	36.073	264.0	12:59:36.494
18	1:46.318	30.363	40.705	35.250	260.2	13:11:18.622	18	1:49.144	31.262	41.865	36.017	265.3	13:01:25.638
19	1:46.306	30.323	40.710	35.273	260.2	13:13:04.928	19	1:49.114	31.009	41.845	36.260	266.0	13:03:14.752
20	1:46.006	30.264	40.519	35.223	257.7	13:14:50.934	20	2:02.597 P	32.482	46.264	43.851	264.0	13:05:17.349
21	1:47.845	30.407	41.282	36.156	261.5	13:16:38.779	21	3:20.800	2:03.543	41.914	35.343	190.8	13:08:38.149
22	1:45.866	30.215	40.551	35.100	261.5	13:18:24.645	22	1:47.377	30.642	41.332	35.403	261.5	13:10:25.526
23	1:55.205	30.653	44.258	40.294	261.5	13:20:19.850	23	1:47.168	30.544	41.181	35.443	262.7	13:12:12.694
24	1:47.046	30.330	41.204	35.512	259.6	13:22:06.896	24	1:47.356	30.506	41.249	35.601	260.8	13:14:00.050
25	1:55.874 P	30.723	42.198	42.953	263.4	13:24:02.770	25	1:47.505	30.780	41.109	35.616	261.5	13:15:47.555

66

1 Frederik Schandorff
 PROAM 2 Tuomas Tujula
 Lamborghini Huracan GT3 EVO
 Vincenzo Sospiri Racing

Lap D	Time	Sector 1	Sector 2	Sector 3	T. Spd	Elapsed	Lap D	Time	Sector 1	Sector 2	Sector 3	T. Spd	Elapsed
1	12:23:19.502	12:21:56.748	43.281	39.473	164.3	12:23:19.502	26	1:53.575	30.784	44.651	38.140	262.7	13:17:41.130
2	1:47.135	30.697	41.014	35.424	260.2	12:25:06.637	27	1:47.053	30.659	41.219	35.175	261.5	13:19:28.183
3	1:47.698	30.492	40.897	36.309	262.7	12:26:54.335	28	2:04.986 P	30.701	43.216	51.069	262.1	13:21:33.169
4	1:47.156	30.425	41.191	35.540	261.5	12:28:41.491							
5	1:46.719	30.633	40.716	35.370	262.7	12:30:28.210							
6	1:46.439	30.466	40.756	35.217	260.8	12:32:14.649							
7	1:47.060	30.557	41.045	35.458	261.5	12:34:01.709							
8	1:47.789	30.903	41.137	35.749	263.4	12:35:49.498							
9	1:51.626 P	30.382	40.713	40.531	260.8	12:37:41.124							
10	4:40.470	3:23.340	41.352	35.778	190.4	12:42:21.594							
11	1:46.933	30.504	40.713	35.716	262.7	12:44:08.527							
12	1:46.832	30.349	40.965	35.518	261.5	12:45:55.359							
13	1:47.159	30.454	40.953	35.752	258.9	12:47:42.518							
14	1:47.483	30.503	41.190	35.790	260.2	12:49:30.001							
15	1:51.924 P	30.527	41.464	39.933	261.5	12:51:21.925							
16	11:07.199	9:50.663	40.993	35.543	189.1	13:02:29.124							
17	1:46.550	30.476	40.815	35.259	259.6	13:04:15.674							
18	1:51.571 P	30.393	41.477	39.701	261.5	13:06:07.245							
19	4:54.195	3:36.832	41.827	35.536	189.8	13:11:01.440							
20	1:47.405	30.629	41.320	35.456	260.8	13:12:48.845							
21	1:46.764	30.432	41.062	35.270	260.2	13:14:35.609							
22	1:47.183	30.536	40.896	35.751	261.5	13:16:22.792							
23	1:46.496	30.481	40.787	35.228	260.2	13:18:09.288							
24	1:46.739	30.512	40.842	35.385	258.9	13:19:56.027							
25	1:47.808	30.606	41.611	35.591	260.8	13:21:43.835							
26	1:56.483 P	31.039	41.357	44.087	260.8	13:23:40.318							





Circuit de Barcelona
International GT Open
Free Practice - 1
Lap Analysis



90

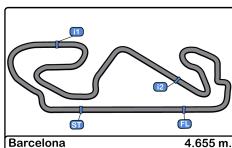
1 Christoph Lenz
 Lamborghini Huracan GT3 EVO
 PROAM
 2 Franck Perera
 Raton Racing by Target

96

1 Oliver Wilkinson
 Aston Martin GT3 AMR MY2019
 PRO
 2 Darren Turner
 Optimum Motorsport

Lap	D	Time	Sector 1	Sector 2	Sector 3	T. Spd	Elapsed	Lap	D	Time	Sector 1	Sector 2	Sector 3	T. Spd	Elapsed
1		12:24:26.747	12:23:05.814	44.503	36.430	153.4	12:24:26.747	1		12:23:45.624 P	12:22:17.268	45.628	42.728	182.4	12:23:45.624
2		1:49.576	31.095	41.776	36.705	257.1	12:26:16.323	2		2:36.591	1:14.886	43.427	38.278	174.7	12:26:22.215
3		1:47.383	30.941	41.126	35.316	258.9	12:28:03.706	3		1:52.314	33.196	42.542	36.576	207.6	12:28:14.529
4		1:46.705	30.587	40.831	35.287	257.7	12:29:50.411	4		1:50.309	33.266	41.152	35.891	169.0	12:30:04.838
5		1:46.155	30.551	40.838	34.766	257.7	12:31:36.566	5		1:46.179	30.387	40.703	35.089	262.1	12:31:51.017
6		1:46.059	30.470	40.789	34.800	257.7	12:33:22.625	6		1:45.666	30.154	40.652	34.860	262.1	12:33:36.683
7		1:53.449 P	30.320	40.502	42.627	258.9	12:35:16.074	7		1:51.732 P	30.182	41.015	40.535	263.4	12:35:28.415
8		4:49.759	3:27.390	42.724	39.645	188.8	12:40:05.833	8		5:10.231	3:54.043	40.838	35.350	195.2	12:40:38.646
9		1:49.114	31.293	41.767	36.054	257.1	12:41:54.947	9		1:46.726	30.399	40.522	35.805	263.4	12:42:25.372
10		1:45.873	30.409	40.682	34.782	258.3	12:43:40.820	10		1:46.110	30.217	40.530	35.363	264.0	12:44:11.482
11		1:46.082	30.456	40.554	35.072	258.3	12:45:26.902	11		1:50.646 P	30.185	40.471	39.990	263.4	12:46:02.128
12		1:45.939	30.424	40.563	34.952	258.3	12:47:12.841	12		3:27.116	2:08.766	41.279	37.071	182.7	12:49:29.244
13		1:50.303 P	30.491	40.613	39.199	258.3	12:49:03.144	13		1:46.836	30.805	40.735	35.296	261.5	12:51:16.080
14		5:07.277	3:48.597	42.563	36.117	185.2	12:54:10.421	14		1:47.366	30.848	41.390	35.128	262.7	12:53:03.446
15		1:49.051	31.225	41.758	36.068	256.5	12:55:59.472	15		1:46.510	30.368	40.874	35.268	263.4	12:54:49.956
16		2:05.719	31.085	58.118	36.516	257.7	12:58:05.191	16		1:50.718 P	30.502	40.772	39.444	263.4	12:56:40.674
17		1:48.822	31.265	41.477	36.080	255.3	12:59:54.013	17		4:59.337	3:41.082	41.390	36.865	194.2	13:01:40.011
18		1:48.907	31.103	41.698	36.106	257.1	13:01:42.920	18		1:45.969	30.231	40.660	35.078	264.0	13:03:25.980
19		1:50.788	31.225	42.910	36.653	258.3	13:03:33.708	19		1:46.243	30.223	40.862	35.158	266.0	13:05:12.223
20		1:49.002	31.030	41.937	36.035	257.7	13:05:22.710	20		1:50.882 P	30.536	41.145	39.201	266.6	13:07:03.105
21		1:49.021	30.973	41.806	36.242	257.7	13:07:11.731	21		8:58.113	7:34.098	47.342	36.673	190.4	13:16:01.218
22		1:56.470 P	31.171	42.657	42.642	256.5	13:09:08.201	22		1:48.226	30.465	41.476	36.285	258.9	13:17:49.444
23		3:17.135	1:59.684	41.941	35.510	187.1	13:12:25.336	23		1:46.773	30.549	40.842	35.382	260.8	13:19:36.217
24		1:49.221	31.086	41.683	36.452	254.7	13:14:14.557	24		1:49.846	30.311	41.121	38.414	260.8	13:21:26.063
25		1:49.292	31.084	42.162	36.046	254.1	13:16:03.849	25		1:52.024 P	31.580	40.726	39.718	255.9	13:23:18.087
26		1:49.703	31.211	42.293	36.199	256.5	13:17:53.552								
27		1:48.773	31.249	41.708	35.816	256.5	13:19:42.325								
28		1:48.298	31.037	41.446	35.815	256.5	13:21:30.623								
29		2:06.560 P	31.751	45.446	49.363	255.9	13:23:37.183								



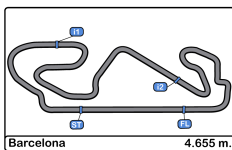


Circuito de Barcelona
International GT Open
Free Practice - 1
Best Sectors Results



Sector - 1				Sector - 2				Sector - 3				Ideal Lap vs Best Lap				
Clas	Nº	Driver	Time	Nº	Driver	Time	Nº	Driver	Time	Clas	Nº	Driver	Ideal Lap	Best Lap	Clas	
1	25	Hrachowina - Konrad	29.800	17	Rueda - Saravia	40.135	17	Rueda - Saravia	34.523	1	22	Basso - Salas	1:44.761	1:45.044	2	
2	22	Basso - Salas	30.016	22	Basso - Salas	40.212	22	Basso - Salas	34.533	2	17	Rueda - Saravia	1:44.780	1:44.780	1	
3	20	Pierburg - Onslow-Cole	30.069	33	Ward - Dontje	40.286	14	Siedler - Grenier	34.649	3	14	Siedler - Grenier	1:45.123	1:45.224	3	
4	77	Jedlinski - Lisowski	30.080	77	Jedlinski - Lisowski	40.313	19	Liang - Giammaria	34.668	4	25	Hrachowina - Konrad	1:45.217	1:45.269	4	
5	17	Rueda - Saravia	30.122	25	Hrachowina - Konrad	40.325	33	Ward - Dontje	34.757	5	19	Liang - Giammaria	1:45.220	1:45.488	6	
6	10	Ramos - Crestani	30.123	10	Ramos - Crestani	40.345	20	Pierburg - Onslow-Cole	34.765	6	77	Jedlinski - Lisowski	1:45.298	1:45.498	7	
7	14	Siedler - Grenier	30.124	14	Siedler - Grenier	40.350	90	Lenz - Perera	34.766	7	10	Ramos - Crestani	1:45.314	1:45.507	8	
8	96	Wilkinson - Turner	30.154	19	Liang - Giammaria	40.352	16	Hahn - Khodair	34.789	8	20	Pierburg - Onslow-Cole	1:45.346	1:45.658	10	
9	59	Kodrić - Chaves	30.196	16	Hahn - Khodair	40.357	10	Ramos - Crestani	34.846	9	33	Ward - Dontje	1:45.368	1:45.369	5	
10	19	Liang - Giammaria	30.200	13	Remenyako - Schiller	40.425	13	Remenyako - Schiller	34.854	10	16	Hahn - Khodair	1:45.382	1:45.566	9	
11	12	Leo - Razak	30.209	59	Kodrić - Chaves	40.457	96	Wilkinson - Turner	34.860	11	96	Wilkinson - Turner	1:45.485	1:45.666	11	
12	63	Costa - Altoè	30.215	96	Wilkinson - Turner	40.471	59	Kodrić - Chaves	34.882	12	59	Kodrić - Chaves	1:45.535	1:45.873	14	
13	16	Hahn - Khodair	30.236	90	Lenz - Perera	40.502	63	Costa - Altoè	34.889	13	90	Lenz - Perera	1:45.588	1:45.873	15	
14	90	Lenz - Perera	30.320	20	Pierburg - Onslow-Cole	40.512	77	Jedlinski - Lisowski	34.905	14	13	Remenyako - Schiller	1:45.599	1:45.866	13	
15	13	Remenyako - Schiller	30.320	63	Costa - Altoè	40.519	25	Hrachowina - Konrad	35.092	15	63	Costa - Altoè	1:45.623	1:45.754	12	
16	33	Ward - Dontje	30.325	12	Leo - Razak	40.694	12	Leo - Razak	35.119	16	12	Leo - Razak	1:46.022	1:46.090	16	
17	3	Visser - Gonda	30.333	6	Agostini - Spinelli	40.712	6	Agostini - Spinelli	35.141	17	6	Agostini - Spinelli	1:46.198	1:46.391	17	
18	6	Agostini - Spinelli	30.345	66	Schandorff - Tujula	40.713	27	Perez Companc -	35.200	18	66	Schandorff - Tujula	1:46.279	1:46.439	18	
19	66	Schandorff - Tujula	30.349	27	Perez Companc -	40.854	66	Schandorff - Tujula	35.217	19	27	Perez Companc -	1:46.500	1:46.819	19	
20	27	Perez Companc -	30.446	3	Visser - Gonda	40.905	8	Giuseppe Cipriani	35.353	20	3	Visser - Gonda	1:46.795	1:46.976	20	
21	8	Giuseppe Cipriani	30.730	8	Giuseppe Cipriani	41.158	3	Visser - Gonda	35.557	21	8	Giuseppe Cipriani	1:47.241	1:47.283	21	
22	11	Hill - Shoffner	31.042	11	Hill - Shoffner	42.193	4	Gosselin - Feligioni	36.477	22	11	Hill - Shoffner	1:50.088	1:50.197	22	
23	4	Gosselin - Feligioni	31.584	4	Gosselin - Feligioni	42.215	11	Hill - Shoffner	36.853	23	4	Gosselin - Feligioni	1:50.276	1:50.344	23	
24	5	Stanislaw Jedlinski	32.482	5	Stanislaw Jedlinski	43.741	5	Stanislaw Jedlinski	37.880	24	5	Stanislaw Jedlinski	1:54.103	1:54.965	24	



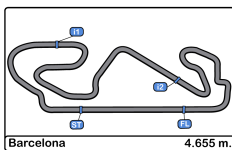


Circuito de Barcelona
International GT Open
Free Practice - 1
Best 5 Lap Times



Cl	Nº	Entrant/Team	Nat	Driver 1	Nat	Status	Driver 2	Nat	Status	Vehicle	Cat	Cl	Best 1		Best 2		Best 3		Best 4		Best 5	
													Time	Lap	Time	Lap	Time	Lap	Time	Lap	Time	Lap
1	17	Teo Martín Motorsport	ESP	Fran Rueda	ESP		Andrés Saravia	ESP		McLaren 720 s	PRO	1	1:44.780	12	1:46.070	5	1:46.279	9	1:46.303	4	1:46.704	3
2	22	Sports and You	PRT	Marcio Basso	BRA		Guilherme Salas	BRA		Mercedes AMG GT3	PROAM	1	1:45.044	4	1:45.272	3	1:45.406	5	1:45.758	27	1:46.010	24
3	14	Emil Frey Racing	CHE	Norbert Siedler	AUT		Mikaël Grenier	CAN		Lamborghini Huracan GT3 EVO	PRO	2	1:45.224	17	1:45.478	18	1:45.691	19	1:46.057	12	1:46.057	15
4	25	HTP Motorsport	DEU	Alexander Hrachowina	AUT		Martin Konrad	AUT		Mercedes AMG GT3	AM	1	1:45.269	21	1:45.796	20	1:45.893	23	1:45.925	24	1:45.997	19
5	33	HTP Motorsport / Winward Racing	DEU	Russell Ward	USA		Indy Dontje	NLD		Mercedes AMG GT3	PROAM	2	1:45.369	7	1:45.801	6	1:45.919	4	1:46.049	13	1:46.274	12
6	19	Raton Racing by Target	ITA	Jiatong Liang	CHN		Raffaele Giammaria	ITA		Lamborghini Huracan GT3 EVO	PROAM	3	1:45.488	21	1:45.606	22	1:45.606	24	1:45.865	28	1:46.057	19
7	77	Olimp Racing	POL	Marcin Jedlinski	POL		Mateusz Lisowski	POL		Audi R8 LMS EVO	PROAM	4	1:45.498	10	1:45.609	6	1:45.982	3	1:46.195	13	1:46.283	8
8	10	SPS Automotive Performance	DEU	Miguel Ramos	PRT		Fabrizio Crestani	ITA		Mercedes AMG GT3	PRO	3	1:45.507	26	1:45.717	25	1:45.811	18	1:45.841	10	1:45.843	20
9	16	Teo Martín Motorsport	ESP	Marcelo Hahn	BRA		Allam Khodair	BRA		McLaren 720 s	PROAM	5	1:45.566	8	1:45.679	5	1:46.013	4	1:46.828	3	1:46.921	25
10	20	SPS Automotive Performance	DEU	Valentin Pierburg	DEU		Tom Onslow-Cole	GBR		Mercedes AMG GT3	PROAM	6	1:45.658	9	1:46.033	12	1:46.035	11	1:46.197	10	1:46.332	5
11	96	Optimum Motorsport	GBR	Oliver Wilkinson	GBR		Darren Turner	GBR		Aston Martin GT3 AMR MY2019	PRO	4	1:45.666	6	1:45.969	18	1:46.110	10	1:46.179	5	1:46.243	19
12	63	Emil Frey Racing	CHE	Albert Costa	ESP		Giacomo Altoè	ITA		Lamborghini Huracan GT3 EVO	PRO	5	1:45.754	6	1:45.819	7	1:45.866	22	1:45.960	3	1:46.006	20
13	13	GetSpeed Performance	DEU	Denis Remenyako	RUS		Fabian Schiller	DEU		Mercedes AMG GT3	PROAM	7	1:45.866	7	1:46.285	8	1:46.587	6	1:47.189	9	1:48.750	28
14	59	Teo Martín Motorsport	ESP	Martin Kodrić	HRV		Henrique Chaves	PRT		McLaren 720 s	PRO	6	1:45.873	4	1:46.132	11	1:46.259	10	1:46.367	5	1:46.456	6
15	90	Raton Racing by Target	ITA	Christoph Lenz	CHE		Franck Perera	FRA		Lamborghini Huracan GT3 EVO	PROAM	8	1:45.873	10	1:45.939	12	1:46.059	6	1:46.082	11	1:46.155	5
16	12	Ombra Racing	ITA	Federico Leo	ITA		Najiy Razak	MYA		Lamborghini Huracan GT3 EVO	PRO	7	1:46.090	17	1:46.267	18	1:46.712	16	1:46.830	7	1:47.112	6
17	6	Antonelli MotorSport	ITA	Riccardo Agostini	ITA		Loris Spinelli	ITA		Mercedes AMG GT3	PRO	8	1:46.391	16	1:46.612	7	1:46.716	10	1:46.716	27	1:46.732	22
18	66	Vincenzo Sospiri Racing	ITA	Frederik Schandorff	DNK		Tuomas Tujula	FIN		Lamborghini Huracan GT3 EVO	PROAM	9	1:46.439	6	1:46.496	23	1:46.550	17	1:46.719	5	1:46.739	24
19	27	Lazarus Racing	CZE	Ezequiel Perez Companc	ARG		Eliseo Martínez	ESP		Lamborghini Huracan GT3 EVO	PROAM	10	1:46.819	17	1:46.841	24	1:46.929	25	1:47.021	23	1:47.285	16
20	3	Senkyr Motorsport	CZE	Beitske Visser	NLD		Richard Gonda	SVK		BMW M6 GT3	PRO	9	1:46.976	10	1:47.076	9	1:47.252	7	1:47.578	8	1:47.782	6
21	8	Antonelli MotorSport	ITA	Giuseppe Cipriani	ITA			ITA		Mercedes AMG GT3	AM	2	1:47.283	18	1:47.602	19	1:47.915	23	1:48.016	17	1:48.028	14
22	11	GetSpeed Performance	DEU	Janine Hill	GBR		John Shoffner	USA		Mercedes AMG GT3	AM	3	1:50.197	8	1:50.920	7	1:51.366	10	1:51.504	14	1:52.130	5
23	4	Boutsen Ginion	BEL	Claude-Yves Gosselin	FRA		Pierre Felgion	FRA		Lamborghini Huracan GT3 EVO	AM	4	1:50.344	5	1:50.909	3	1:51.681	2	1:51.923	9	1:52.051	8
24	5	Olimp Racing	POL	Stanislaw Jedlinski	POL			POL		Mercedes AMG GT3	AM	5	1:54.965	20	1:55.407	14	1:56.107	2	1:56.311	21	1:56.917	3



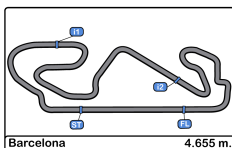


Circuito de Barcelona
International GT Open
Free Practice - 1
Best 5 Top Speeds



Cl	Nº	Entrant/Team	Nat	Driver 1	Nat	Driver 2	Nat	Vehicle	Cat	Cl	Top 1		Top 2		Top 3		Top 4		Top 5		
											Km/h	Lap	Km/h	Lap	Km/h	Lap	Km/h	Lap	Km/h	Lap	Km/h
1	96	Optimum Motorsport	GBR	Oliver Wilkinson	GBR	Darren Turner	GBR	Aston Martin GT3 AMR MY2019	PRO	1	266.6	20	266.0	19	264.0	10	264.0	18	263.4	7	264.8
2	77	Olimp Racing	POL	Marcin Jedlinski	POL	Mateusz Lisowski	POL	Audi R8 LMS EVO	PROAM	1	266.0	7	266.0	19	265.3	4	265.3	18	264.7	6	265.4
3	59	Teo Martín Motorsport	ESP	Martin Kodrić	HRV	Henrique Chaves	PRT	McLaren 720 s	PRO	2	264.0	5	264.0	6	263.4	19	263.4	21	262.7	3	263.5
4	14	Emil Frey Racing	CHE	Norbert Siedler	AUT	Mikaël Grenier	CAN	Lamborghini Huracan GT3 EVO	PRO	3	263.4	7	262.7	5	262.7	6	262.7	16	262.1	3	262.7
5	25	HTP Motorsport	DEU	Alexander Hrachowina	AUT	Martin Konrad	AUT	Mercedes AMG GT3	AM	1	263.4	21	262.1	9	262.1	22	261.5	3	261.5	8	262.1
6	63	Emil Frey Racing	CHE	Albert Costa	ESP	Giacomo Altoè	ITA	Lamborghini Huracan GT3 EVO	PRO	4	263.4	4	263.4	25	262.7	8	262.1	12	262.1	13	262.7
7	66	Vincenzo Sospiri Racing	ITA	Frederik Schandorff	DNK	Tuomas Tujula	FIN	Lamborghini Huracan GT3 EVO	PROAM	2	263.4	8	262.7	3	262.7	5	262.7	11	261.5	4	262.6
8	10	SPS Automotive Performance	DEU	Miguel Ramos	PRT	Fabrizio Crestani	ITA	Mercedes AMG GT3	PRO	5	262.7	19	260.8	4	260.8	18	260.2	5	260.2	10	260.9
9	12	Ombra Racing	ITA	Federico Leo	ITA	Najjy Razak	MYS	Lamborghini Huracan GT3 EVO	PRO	6	262.7	13	262.1	7	262.1	8	262.1	11	262.1	12	262.2
10	16	Teo Martín Motorsport	ESP	Marcelo Hahn	BRA	Allam Khodair	BRA	McLaren 720 s	PROAM	3	262.7	6	262.1	9	262.1	17	262.1	19	262.1	20	262.2
11	17	Teo Martín Motorsport	ESP	Fran Rueda	ESP	Andrés Saravia	GTW	McLaren 720 s	PRO	7	262.1	4	262.1	6	262.1	10	262.1	12	262.1	13	262.1
12	27	Lazarus Racing	ITA	Ezequiel Perez Companc	ARG	Eliseo Martínez	ESP	Lamborghini Huracan GT3 EVO	PROAM	4	262.1	8	262.1	18	261.5	17	260.8	7	259.6	6	261.2
13	3	Senkyr Motorsport	CZE	Beitske Visser	NLD	Richard Gonda	SVK	BMW M6 GT3	PRO	8	261.5	11	260.8	4	260.8	7	259.6	9	258.3	6	260.2
14	6	Antonelli MotorSport	ITA	Riccardo Agostini	ITA	Loris Spinelli	ITA	Mercedes AMG GT3	PRO	9	261.5	11	261.5	15	260.8	10	260.8	17	260.2	16	260.9
15	11	GetSpeed Performance	DEU	Janine Hill	GBR	John Shoffner	USA	Mercedes AMG GT3	AM	2	260.8	4	260.8	8	260.2	10	260.2	15	260.2	20	260.4
16	13	GetSpeed Performance	DEU	Denis Remenyako	RUS	Fabian Schiller	DEU	Mercedes AMG GT3	PROAM	5	260.8	8	260.8	9	260.2	4	260.2	10	259.6	19	260.3
17	20	SPS Automotive Performance	DEU	Valentin Pierburg	USA	Tom Onslow-Cole	GBR	Mercedes AMG GT3	PROAM	6	260.8	20	260.2	11	260.2	13	260.2	21	260.2	24	260.3
18	33	HTP Motorsport / Winward Racing	DEU	Russell Ward	USA	Indy Dontje	NLD	Mercedes AMG GT3	PROAM	7	260.8	21	260.2	3	260.2	12	260.2	23	259.6	8	260.2
19	19	Raton Racing by Target	PRT	Jiatong Liang	CHN	Raffaele Giammaria	ITA	Lamborghini Huracan GT3 EVO	PROAM	8	260.2	21	259.6	14	259.6	19	259.6	22	258.9	8	259.6
20	22	Sports and You	PRT	Marcio Basso	BRA	Guilherme Salas	BRA	Mercedes AMG GT3	PROAM	9	259.6	5	258.9	4	258.9	6	258.9	25	258.3	3	258.9
21	8	Antonelli MotorSport	ITA	Giuseppe Cipriani	ITA		ITA	Mercedes AMG GT3	AM	3	258.9	7	258.9	10	258.3	12	257.7	8	257.7	11	258.3
22	90	Raton Racing by Target	ITA	Christoph Lenz	CHE	Franck Perera	FRA	Lamborghini Huracan GT3 EVO	PROAM	10	258.9	3	258.9	7	258.3	10	258.3	11	258.3	12	258.6
23	4	Boutsen Ginion	BEL	Claude-Yves Gosselin	FRA	Pierre Felgion	FRA	Lamborghini Huracan GT3 EVO	AM	4	255.9	6	255.3	4	254.1	5	254.1	13	253.5	3	254.5
24	5	Olimp Racing	POL	Stanislaw Jedlinski	POL		POL	Mercedes AMG GT3	AM	5	255.3	4	255.3	13	254.1	3	254.1	12	254.1	15	254.5



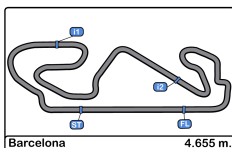


Circuit de Barcelona
International GT Open
Free Practice - 1
Fastest Laps Sequence



Lap	Time of Day	Session Time	Nº	Entrant/Team	Nat	Driver 1	Nat	Driver 2	Nat	Vehicle	Cat	Time	Km/h
2	12:24:42.814	3:42.814	10	SPS Automotive Performance		DEU Miguel Ramos		PRT Fabrizio Crestani		ITA Mercedes AMG GT3	PRO	1:46.546	157.2
3	12:26:29.095	5:29.095	10	SPS Automotive Performance		DEU Miguel Ramos		PRT Fabrizio Crestani		ITA Mercedes AMG GT3	PRO	1:46.281	157.6
3	12:26:45.363	5:45.363	22	Sports and You		PRT Marcio Basso		BRA Guilherme Salas		BRA Mercedes AMG GT3	PROAM	1:45.272	159.1
4	12:28:30.407	7:30.407	22	Sports and You		PRT Marcio Basso		BRA Guilherme Salas		BRA Mercedes AMG GT3	PROAM	1:45.044	159.5
12	12:47:52.375	26:52.375	17	Teo Martín Motorsport		ESP Fran Rueda		ESP Andrés Saravia		GTM McLaren 720 s	PRO	1:44.780	159.9



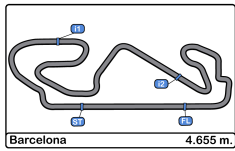


Circuito de Barcelona
International GT Open
Free Practice - 1
Event Best Maximum Speed



Nº	Entrant/Team	Nat	Driver 1	Nat	Driver 2	Nat	Vehicle	Cat	Km/h	Session
96	Optimum Motorsport		Oliver Wilkinson		Darren Turner		Aston Martin GT3 AMR MY2019	PRO	266.6	Free Practice - 1
77	Olimp Racing		Marcin Jedlinski		Mateusz Lisowski		Audi R8 LMS EVO	PROAM	266.0	Free Practice - 1
59	Teo Martín Motorsport		Martin Kodrić		Henrique Chaves		McLaren 720 s	PRO	264.0	Free Practice - 1
63	Emil Frey Racing		Albert Costa		Giacomo Altoè		Lamborghini Huracan GT3 EVO	PRO	263.4	Free Practice - 1
14	Emil Frey Racing		Norbert Siedler		Mikaël Grenier		Lamborghini Huracan GT3 EVO	PRO	263.4	Free Practice - 1
66	Vincenzo Sospiri Racing		Frederik Schandorff		Tuomas Tujula		Lamborghini Huracan GT3 EVO	PROAM	263.4	Free Practice - 1
25	HTP Motorsport		Alexander Hrachowina		Martin Konrad		Mercedes AMG GT3	AM	263.4	Free Practice - 1
16	Teo Martín Motorsport		Marcelo Hahn		Allam Khodair		McLaren 720 s	PROAM	262.7	Free Practice - 1
12	Ombra Racing		Federico Leo		Najiy Razak		Lamborghini Huracan GT3 EVO	PRO	262.7	Free Practice - 1
10	SPS Automotive Performance		Miguel Ramos		Fabrizio Crestani		Mercedes AMG GT3	PRO	262.7	Free Practice - 1
17	Teo Martín Motorsport		Fran Rueda		Andrés Saravia		McLaren 720 s	PRO	262.1	Free Practice - 1
27	Lazarus Racing		Ezequiel Perez Companc		Eliseo Martínez		Lamborghini Huracan GT3 EVO	PROAM	262.1	Free Practice - 1
3	Senkyr Motorsport		Beitske Visser		Richard Gonda		BMW M6 GT3	PRO	261.5	Free Practice - 1
6	Antonelli MotorSport		Riccardo Agostini		Loris Spinelli		Mercedes AMG GT3	PRO	261.5	Free Practice - 1
11	GetSpeed Performance		Janine Hill		John Shoffner		Mercedes AMG GT3	AM	260.8	Free Practice - 1
13	GetSpeed Performance		Denis Remenyako		Fabian Schiller		Mercedes AMG GT3	PROAM	260.8	Free Practice - 1
20	SPS Automotive Performance		Valentin Pierburg		Tom Onslow-Cole		Mercedes AMG GT3	PROAM	260.8	Free Practice - 1
33	HTP Motorsport / Winward Racing		Russell Ward		Indy Dontje		Mercedes AMG GT3	PROAM	260.8	Free Practice - 1
19	Raton Racing by Target		Jiatong Liang		Raffaele Giammaria		Lamborghini Huracan GT3 EVO	PROAM	260.2	Free Practice - 1
22	Sports and You		Marcio Basso		Guilherme Salas		Mercedes AMG GT3	PROAM	259.6	Free Practice - 1
90	Raton Racing by Target		Christoph Lenz		Franck Perera		Lamborghini Huracan GT3 EVO	PROAM	258.9	Free Practice - 1
8	Antonelli MotorSport		Giuseppe Cipriani				Mercedes AMG GT3	AM	258.9	Free Practice - 1
4	Boutsen Ginion		Claude-Yves Gosselin		Pierre Feligioni		Lamborghini Huracan GT3 EVO	AM	255.9	Free Practice - 1
5	Olimp Racing		Stanislaw Jedlinski				Mercedes AMG GT3	AM	255.3	Free Practice - 1





**Circuit de Barcelona
International GT Open
Free Practice - 1
Pit Stop Analysis**



3	Beitske Visser	PRO	Senkyr Motorsport	5 13:14:50.888	13:14:50.888	13:19:50.240	4:59.352	19:38.841
	Richard Gonda		BMW M6 GT3					

Nr.	In Day Time	In Time	Out Time	Pit Time	T. Pit Time	Handicap	Penalty
1	12:29:42.193	12:29:42.193	12:31:14.472	1:32.279	1:32.279		

4	Claude-Yves Gosselin	AM	Boutsen Ginion					
	Pierre Feligioni		Lamborghini Huracan GT3 EVO					

Nr.	In Day Time	In Time	Out Time	Pit Time	T. Pit Time	Handicap	Penalty
1	12:32:41.732	12:32:41.732	12:34:50.844	2:09.112	2:09.112		
2	12:42:27.649	12:42:27.649	12:47:11.252	4:43.603	6:52.715		

5	Stanislaw Jedlinski	AM	Olimp Racing					
			Mercedes AMG GT3					

Nr.	In Day Time	In Time	Out Time	Pit Time	T. Pit Time	Handicap	Penalty
1	12:36:12.590	12:36:12.590	12:38:30.603	2:18.013	2:18.013		
2	12:54:32.633	12:54:32.633	13:05:30.345	10:57.712	13:15.725		

6	Riccardo Agostini	PRO	Antonelli MotorSport					
	Loris Spinelli		Mercedes AMG GT3					

Nr.	In Day Time	In Time	Out Time	Pit Time	T. Pit Time	Handicap	Penalty
1	12:23:25.180	12:23:25.180	12:24:15.549	50.369	50.369		
2	12:31:44.228	12:31:44.228	12:33:49.592	2:05.364	2:55.733		
3	12:39:13.793	12:39:13.793	12:43:13.631	3:59.838	6:55.571		
4	12:50:24.256	12:50:24.256	12:51:42.270	1:18.014	8:13.585		
5	13:00:53.775	13:00:53.775	13:04:14.659	3:20.884	11:34.469		

8	Giuseppe Cipriani	AM	Antonelli MotorSport					
			Mercedes AMG GT3					

Nr.	In Day Time	In Time	Out Time	Pit Time	T. Pit Time	Handicap	Penalty
1	12:23:14.727	12:23:14.727	12:24:03.743	49.016	49.016		
2	12:27:46.670	12:27:46.670	12:29:32.377	1:45.707	2:34.723		
3	12:38:42.134	12:38:42.134	12:43:11.502	4:29.368	7:04.091		
4	12:50:31.624	12:50:31.624	12:55:09.510	4:37.886	11:41.977		
5	13:00:42.417	13:00:42.417	13:03:46.973	3:04.556	14:46.533		
6	13:14:43.013	13:14:43.013	13:17:25.842	2:42.829	17:29.362		

10	Miguel Ramos	PRO	SPS Automotive Performance					
	Fabrizio Crestani		Mercedes AMG GT3					

Nr.	In Day Time	In Time	Out Time	Pit Time	T. Pit Time	Handicap	Penalty
1	12:30:06.041	12:30:06.041	12:34:56.652	4:50.611	4:50.611		
2	12:45:55.457	12:45:55.457	12:47:08.134	1:12.677	6:03.288		
3	12:48:57.928	12:48:57.928	12:52:33.566	3:35.638	9:38.926		
4	13:08:47.579	13:08:47.579	13:10:05.664	1:18.085	10:57.011		

11	Janine Hill	AM	GetSpeed Performance					
	John Shoffner		Mercedes AMG GT3					

Nr.	In Day Time	In Time	Out Time	Pit Time	T. Pit Time	Handicap	Penalty
1	12:49:29.114	12:49:29.114	12:51:51.043	2:21.929	2:21.929		
2	13:07:09.177	13:07:09.177	13:09:04.378	1:55.201	4:17.130		

12	Federico Leo	PRO	Ombra Racing					
	Najiy Razak		Lamborghini Huracan GT3 EVO					

Nr.	In Day Time	In Time	Out Time	Pit Time	T. Pit Time	Handicap	Penalty
1	12:29:19.898	12:29:19.898	12:35:55.280	6:35.382	6:35.382		
2	12:44:56.221	12:44:56.221	12:46:27.381	1:31.160	8:06.542		
3	12:55:36.341	12:55:36.341	12:59:26.223	3:49.882	11:56.424		
4	13:08:29.494	13:08:29.494	13:11:12.559	2:43.065	14:39.489		

13	Denis Remenyako	PROAM	GetSpeed Performance					
	Fabian Schiller		Mercedes AMG GT3					

Nr.	In Day Time	In Time	Out Time	Pit Time	T. Pit Time	Handicap	Penalty
1	12:28:50.022	12:28:50.022	12:30:22.302	1:32.280	1:32.280		
2	12:41:06.111	12:41:06.111	12:43:21.443	2:15.332	3:47.612		
3	12:47:19.711	12:47:19.711	12:47:56.017	36.306	4:23.918		

14	Norbert Siedler	PRO	Emil Frey Racing					
	Mikaël Grenier		Lamborghini Huracan GT3 EVO					

Nr.	In Day Time	In Time	Out Time	Pit Time	T. Pit Time	Handicap	Penalty
1	12:34:16.586	12:34:16.586	12:42:19.424	8:02.838	8:02.838		
2	12:53:12.000	12:53:12.000	12:59:00.606	5:48.606	13:51.444		

16	Marcelo Hahn	PROAM	Teo Martin Motorsport					
	Allam Khodair		McLaren 720 s					

Nr.	In Day Time	In Time	Out Time	Pit Time	T. Pit Time	Handicap	Penalty
1	12:23:31.185	12:23:31.185	12:24:13.075	41.890	41.890		
2	12:38:37.691	12:38:37.691	12:43:46.407	5:08.716	5:50.606		
3	12:49:11.583	12:49:11.583	12:52:26.517	3:14.934	9:05.540		
4	13:12:40.490	13:12:40.490	13:17:29.541	4:49.051	13:54.591		

17	Fran Rueda	PRO	Teo Martin Motorsport					
	Andrés Saravia		McLaren 720 s					

Nr.	In Day Time	In Time	Out Time	Pit Time	T. Pit Time	Handicap	Penalty
1	12:23:24.179	12:23:24.179	12:23:47.307	23.128	23.128		
2	12:32:46.548	12:32:46.548	12:35:42.273	2:55.725	3:18.853		
3	12:42:57.754	12:42:57.754	12:44:07.641	1:09.887	4:28.740		
4	12:49:42.070	12:49:42.070	12:53:00.400	3:18.330	7:47.070		

19	Jiatong Liang	PROAM	Raton Racing by Target					
	Raffaele Giammaria		Lamborghini Huracan GT3 EVO					

Nr.	In Day Time	In Time	Out Time	Pit Time	T. Pit Time	Handicap	Penalty
1	12:40:01.573	12:40:01.573	12:44:41.981	4:40.408	4:40.408		
2	12:55:40.867	12:55:40.867	12:57:25.849	1:44.982	6:25.390		
3	13:13:24.951	13:13:24.951	13:16:48.518	3:23.567	9:48.957		

20	Valentin Pierburg	PROAM	SPS Automotive Performance					
	Tom Onslow-Cole		Mercedes AMG GT3					

Nr.	In Day Time	In Time	Out Time	Pit Time	T. Pit Time	Handicap	Penalty
1	12:32:51.824	12:32:51.824	12:35:57.537	3:05.713	3:05.713		
2	12:48:31.450	12:48:31.450	12:50:25.116	1:53.666	4:59.379		
3	13:05:08.964	13:05:08.964	13:06:36.390	1:27.426	6:26.805		

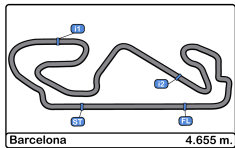
22	Marcio Basso	PROAM	Sports and You					
	Guilherme Salas		Mercedes AMG GT3					

Nr.	In Day Time	In Time	Out Time	Pit Time	T. Pit Time	Handicap	Penalty
1	12:32:08.180	12:32:08.180	12:35:18.132	3:09.952	3:09.952		
2	12:57:39.195	12:57:39.195	13:02:33.842	4:54.647	8:04.599		
3	13:10:10.552	13:10:10.552	13:12:44.292	2:33.740	10:38.339		

25	Alexander Hrachowina	AM	HTP Motorsport					
	Martin Konrad		Mercedes AMG GT3					

Nr.	In Day Time	In Time	Out Time	Pit Time	T. Pit Time	Handicap	Penalty
1	12:37:35.866	12:37:35.866	12:40:50.183	3:14.317	3:14.317		
2	12:55:14.858	12:55:14.858	12:59:07.884	3:53.026	7:07.343		





Circuit de Barcelona
International GT Open
Free Practice - 1
Pit Stop Analysis



27

Ezequiel Perez Companc PROAM Lazarus Racing

Eliseo Martínez Lamborghini Huracan GT3 EVO

Nr.	In Day Time	In Time	Out Time	Pit Time	T. Pit Time	Handicap	Penalty
1	12:36:48.160	12:36:48.160	12:40:02.443	3:14.283	3:14.283		
2	12:47:28.769	12:47:28.769	12:52:36.665	5:07.896	8:22.179		
3	13:03:35.342	13:03:35.342	13:08:40.545	5:05.203	13:27.382		

33

Russell Ward PROAM HTP Motorsport / Winward Racing

Indy Dontje Mercedes AMG GT3

Nr.	In Day Time	In Time	Out Time	Pit Time	T. Pit Time	Handicap	Penalty
1	12:36:32.460	12:36:32.460	12:40:24.085	3:51.625	3:51.625		
2	12:52:50.445	12:52:50.445	12:56:33.259	3:42.814	7:34.439		
3	13:11:06.100	13:11:06.100	13:14:40.110	3:34.010	11:08.449		
4	13:16:33.712	13:16:33.712	13:17:50.168	1:16.456	12:24.905		

59

Martin Kodrić PRO Teo Martin Motorsport

Henrique Chaves McLaren 720 s

Nr.	In Day Time	In Time	Out Time	Pit Time	T. Pit Time	Handicap	Penalty
1	12:23:39.984	12:23:39.984	12:26:31.524	2:51.540	2:51.540		
2	12:37:14.655	12:37:14.655	12:42:48.638	5:33.983	8:25.523		
3	12:51:49.688	12:51:49.688	12:53:23.644	1:33.956	9:59.479		
4	13:02:23.649	13:02:23.649	13:05:06.164	2:42.515	12:41.994		
5	13:12:22.809	13:12:22.809	13:18:44.390	6:21.581	19:03.575		

63

Albert Costa PRO Emil Frey Racing

Giacomo Altoè Lamborghini Huracan GT3 EVO

Nr.	In Day Time	In Time	Out Time	Pit Time	T. Pit Time	Handicap	Penalty
1	12:36:01.228	12:36:01.228	12:52:16.103	16:14.875	16:14.875		
2	13:01:13.624	13:01:13.624	13:02:25.287	1:11.663	17:26.538		

66

Frederik Schandorff PROAM Vincenzo Sospiri Racing

Tuomas Tujula Lamborghini Huracan GT3 EVO

Nr.	In Day Time	In Time	Out Time	Pit Time	T. Pit Time	Handicap	Penalty
1	12:37:38.644	12:37:38.644	12:40:33.341	2:54.697	2:54.697		
2	12:51:19.467	12:51:19.467	13:00:42.604	9:23.137	12:17.834		
3	13:06:04.708	13:06:04.708	13:09:13.574	3:08.866	15:26.700		

77

Marcin Jedlinski PROAM Olimp Racing

Mateusz Lisowski Audi R8 LMS EVO

Nr.	In Day Time	In Time	Out Time	Pit Time	T. Pit Time	Handicap	Penalty
1	12:42:39.012	12:42:39.012	12:45:49.337	3:10.325	3:10.325		
2	12:51:12.593	12:51:12.593	12:54:04.747	2:52.154	6:02.479		
3	13:05:14.937	13:05:14.937	13:06:50.376	1:35.439	7:37.918		

90

Christoph Lenz PROAM Raton Racing by Target

Franck Perera Lamborghini Huracan GT3 EVO

Nr.	In Day Time	In Time	Out Time	Pit Time	T. Pit Time	Handicap	Penalty
1	12:35:13.625	12:35:13.625	12:38:10.549	2:56.924	2:56.924		
2	12:49:00.682	12:49:00.682	12:52:20.718	3:20.036	6:16.960		
3	13:09:05.490	13:09:05.490	13:10:36.933	1:31.443	7:48.403		

96

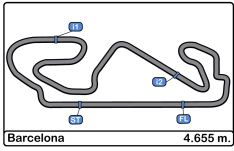
Oliver Wilkinson PRO Optimum Motorsport

Darren Turner Aston Martin GT3 AMR MY2019

Nr.	In Day Time	In Time	Out Time	Pit Time	T. Pit Time	Handicap	Penalty
1	12:23:42.942	12:23:42.942	12:24:28.525	45.583	45.583		
2	12:35:25.792	12:35:25.792	12:38:52.358	3:26.566	4:12.149		
3	12:45:59.509	12:45:59.509	12:47:38.635	1:39.126	5:51.275		

4	12:56:38.073	12:56:38.073	12:59:50.814	3:12.741	9:04.016		
5	13:07:00.512	13:07:00.512	13:14:04.002	7:03.490	16:07.506		

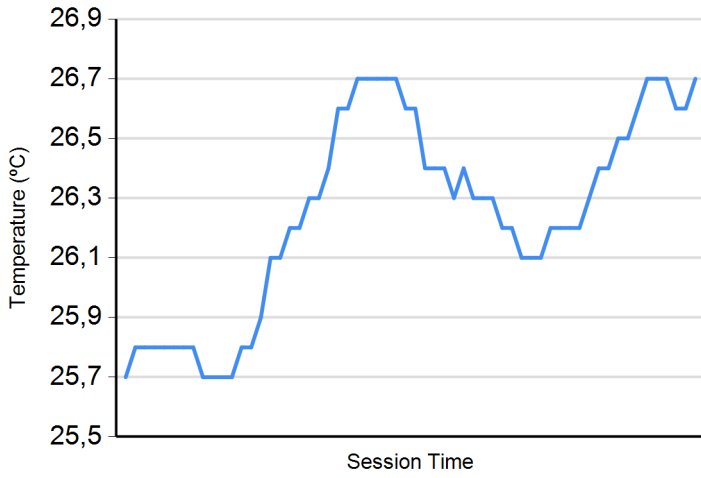




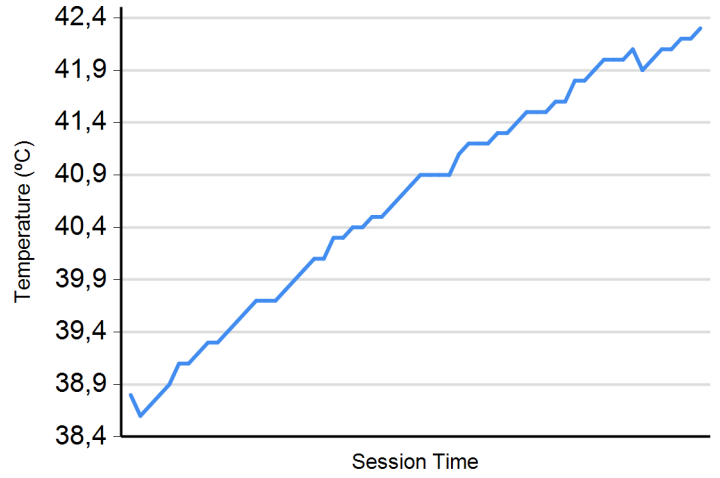
Circuit de Barcelona
International GT Open
Free Practice - 1
Weather Report



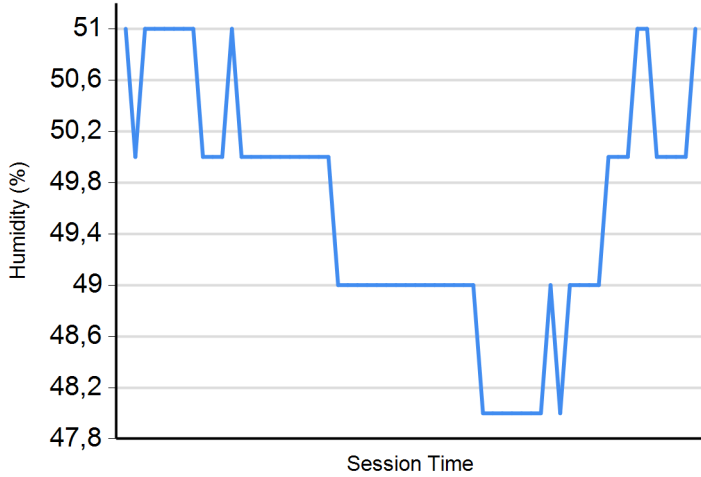
Air Temperature



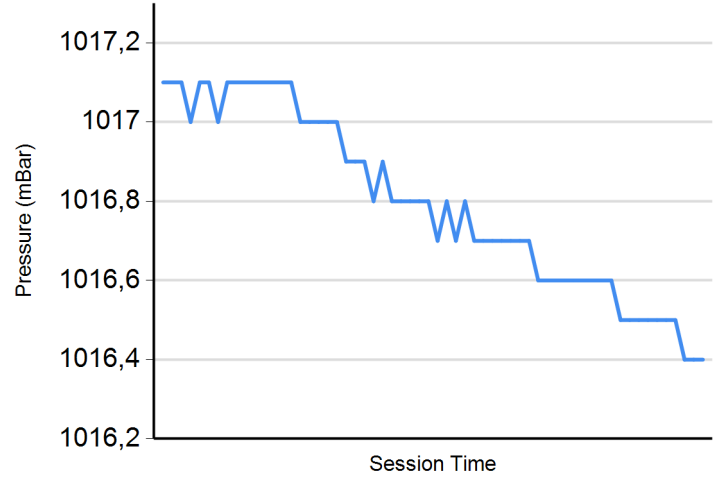
Track Temperature



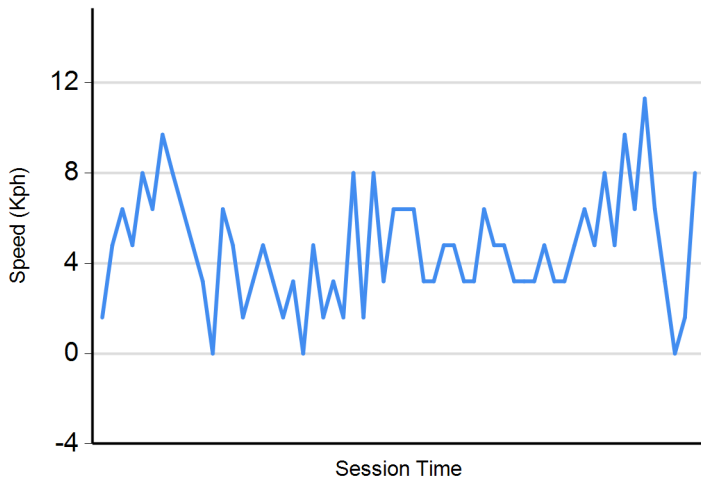
Humidity



Pressure



Wind Speed



Wind direction

North = 0°/360° Est = 90° South = 180° West = 270°

