

**Circuito de Barcelona**  
**International GT Open**  
**Free Practice - 2**  
**Provisional Results**



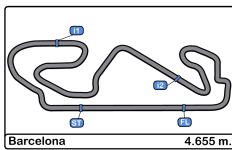
Cls	Nº	Entrant/Team	Nat	Driver 1	Nat	Driver 2	Nat	Vehicle	Cat	Cls	Laps	Best	Time	Gap	Interval	Km/h
1	90	Raton Racing by Target	ITA	Christoph Lenz	CHE	Franck Perera	FRA	Lamborghini Huracan GT3 EVO	PROAM	1	27	18	1:44.693			160.0
2	13	GetSpeed Performance	DEU	Denis Remenyako	RUS	Fabian Schiller	DEU	Mercedes AMG GT3	PROAM	2	29	4	1:44.751	0.058	0.058	159.9
3	59	Teo Martín Motorsport	ESP	Martin Kodrić	HRV	Henrique Chaves	PRT	McLaren 720 s	PRO	1	24	6	1:45.050	0.357	0.299	159.5
4	14	Emil Frey Racing	CHE	Norbert Siedler	AUT	Mikaël Grenier	CAN	Lamborghini Huracan GT3 EVO	PRO	2	22	14	1:45.273	0.580	0.223	159.1
5	63	Emil Frey Racing	CHE	Albert Costa	ESP	Giacomo Altoè	ITA	Lamborghini Huracan GT3 EVO	PRO	3	22	20	1:45.282	0.589	0.009	159.1
6	25	HTP Motorsport	DEU	Alexander Hrachowina	AUT	Martin Konrad	ITA	Mercedes AMG GT3	AM	1	14	11	1:45.287	0.594	0.005	159.1
7	16	Teo Martín Motorsport	ESP	Marcelo Hahn	BRA	Allam Khodair	BRA	McLaren 720 s	PROAM	3	16	7	1:45.374	0.681	0.087	159.0
8	96	Optimum Motorsport	GBR	Oliver Wilkinson	GBR	Darren Turner	GBR	Aston Martin GT3 AMR MY2019	PRO	4	27	25	1:45.433	0.740	0.059	158.9
9	20	SPS Automotive Performance	DEU	Valentin Pierburg	DEU	Tom Onslow-Cole	GBR	Mercedes AMG GT3	PROAM	4	29	20	1:45.508	0.815	0.075	158.8
10	17	Teo Martín Motorsport	ESP	Fran Rueda	ESP	Andrés Saravia	GTN	McLaren 720 s	PRO	5	24	5	1:45.644	0.951	0.136	158.6
11	12	Ombra Racing	ITA	Federico Leo	ITA	Najiy Razak	MYS	Lamborghini Huracan GT3 EVO	PRO	6	26	24	1:45.673	0.980	0.029	158.5
12	10	SPS Automotive Performance	DEU	Miguel Ramos	PRT	Fabrizio Crestani	ITA	Mercedes AMG GT3	PRO	7	27	17	1:45.720	1.027	0.047	158.5
13	66	Vincenzo Sospiri Racing	ITA	Frederik Schandorff	DNK	Tuomas Tujula	FIN	Lamborghini Huracan GT3 EVO	PROAM	5	28	23	1:45.731	1.038	0.011	158.4
14	6	Antonelli MotorSport	ITA	Riccardo Agostini	ITA	Loris Spinelli	ITA	Mercedes AMG GT3	PRO	8	25	15	1:45.821	1.128	0.090	158.3
15	33	HTP Motorsport / Winward Racing	DEU	Russell Ward	USA	Indy Dontje	NLD	Mercedes AMG GT3	PROAM	6	24	18	1:45.887	1.194	0.066	158.2
16	22	Sports and You	PRT	Marcio Basso	BRA	Guilherme Salas	BRA	Mercedes AMG GT3	PROAM	7	22	8	1:45.942	1.249	0.055	158.1
17	19	Raton Racing by Target	ITA	Jiatong Liang	CHN	Raffaele Giammaria	ITA	Lamborghini Huracan GT3 EVO	PROAM	8	27	10	1:45.988	1.295	0.046	158.1
18	77	Olimp Racing	POL	Marcin Jedlinski	POL	Mateusz Lisowski	POL	Audi R8 LMS EVO	PROAM	9	26	18	1:46.029	1.336	0.041	158.0
19	27	Lazarus Racing	ITA	Ezequiel Perez Companc	ARG	Eliseo Martínez	ESP	Lamborghini Huracan GT3 EVO	PROAM	10	24	9	1:46.325	1.632	0.296	157.6
20	3	Senkyr Motorsport	CZE	Beitske Visser	NLD	Richard Gonda	SVK	BMW M6 GT3	PRO	9	27	25	1:46.701	2.008	0.376	157.0
21	8	Antonelli MotorSport	ITA	Giuseppe Cipriani	ITA			Mercedes AMG GT3	AM	2	25	15	1:46.853	2.160	0.152	156.8
22	11	GetSpeed Performance	DEU	Janine Hill	GBR	John Shoffner	USA	Mercedes AMG GT3	AM	3	25	10	1:49.281	4.588	2.428	153.3
23	4	Boutsen Ginion	BEL	Claude-Yves Gosselin	FRA	Pierre Feligioni	FRA	Lamborghini Huracan GT3 EVO	AM	4	10	4	1:52.210	7.517	2.929	149.3
24	5	Olimp Racing	POL	Stanislaw Jedlinski	POL			Mercedes AMG GT3	AM	5	23	16	1:56.046	11.353	3.836	144.4

Published at:.....

Track Temp: 36.7 °C    Air Temp: 24.0 °C    Humidity: 66 %    Track Status: DRY

<b>Stewards:</b>	<b>Race Director:</b>	<b>Timekeeper:</b>
------------------	-----------------------	--------------------





**Circuito de Barcelona**  
**International GT Open**  
**Free Practice - 2**  
**Provisional Results by Class**



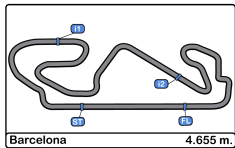
Cls	Nº	Entrant/Team	Nat	Driver 1	Nat	Driver 2	Nat	Vehicle	Cat	Cls	Laps	Best	Time	Gap	Interval	Km/h
<b>PRO</b>																
1	59	Teo Martín Motorsport	ESP	Martin Kodrić	HRV	Henrique Chaves	PRT	McLaren 720 s	PRO	1	24	6	1:45.050			159.5
2	14	Emil Frey Racing	CHE	Norbert Siedler	AUT	Mikaël Grenier	CAN	Lamborghini Huracan GT3 EVO	PRO	2	22	14	1:45.273	0.223	0.223	159.1
3	63	Emil Frey Racing	CHE	Albert Costa	ESP	Giacomo Altoè	ITA	Lamborghini Huracan GT3 EVO	PRO	3	22	20	1:45.282	0.232	0.009	159.1
4	96	Optimum Motorsport	GBR	Oliver Wilkinson	GBR	Darren Turner	GBR	Aston Martin GT3 AMR MY2019	PRO	4	27	25	1:45.433	0.383	0.151	158.9
5	17	Teo Martín Motorsport	ESP	Fran Rueda	ESP	Andrés Saravia	GBR	McLaren 720 s	PRO	5	24	5	1:45.644	0.594	0.211	158.6
6	12	Ombra Racing	ITA	Federico Leo	ITA	Najiy Razak	MYS	Lamborghini Huracan GT3 EVO	PRO	6	26	24	1:45.673	0.623	0.029	158.5
7	10	SPS Automotive Performance	DEU	Miguel Ramos	PRT	Fabrizio Crestani	ITA	Mercedes AMG GT3	PRO	7	27	17	1:45.720	0.670	0.047	158.5
8	6	Antonelli MotorSport	ITA	Riccardo Agostini	ITA	Loris Spinelli	ITA	Mercedes AMG GT3	PRO	8	25	15	1:45.821	0.771	0.101	158.3
9	3	Senkyr Motorsport	CZE	Beitske Visser	NLD	Richard Gonda	SVK	BMW M6 GT3	PRO	9	27	25	1:46.701	1.651	0.880	157.0
<b>PROAM</b>																
1	90	Raton Racing by Target	ITA	Christoph Lenz	CHE	Franck Perera	FRA	Lamborghini Huracan GT3 EVO	PROAM	1	27	18	1:44.693			160.0
2	13	GetSpeed Performance	DEU	Denis Remenyako	RUS	Fabian Schiller	DEU	Mercedes AMG GT3	PROAM	2	29	4	1:44.751	0.058	0.058	159.9
3	16	Teo Martín Motorsport	ESP	Marcelo Hahn	BRA	Allam Khodair	BRA	McLaren 720 s	PROAM	3	16	7	1:45.374	0.681	0.623	159.0
4	20	SPS Automotive Performance	DEU	Valentin Pierburg	DEU	Tom Onslow-Cole	GBR	Mercedes AMG GT3	PROAM	4	29	20	1:45.508	0.815	0.134	158.8
5	66	Vincenzo Sospiri Racing	ITA	Frederik Schandorff	DNK	Tuomas Tujula	FIN	Lamborghini Huracan GT3 EVO	PROAM	5	28	23	1:45.731	1.038	0.223	158.4
6	33	HTP Motorsport / Winward Racing	DEU	Russell Ward	USA	Indy Dontje	NLD	Mercedes AMG GT3	PROAM	6	24	18	1:45.887	1.194	0.156	158.2
7	22	Sports and You	PRT	Marcio Basso	BRA	Guilherme Salas	BRA	Mercedes AMG GT3	PROAM	7	22	8	1:45.942	1.249	0.055	158.1
8	19	Raton Racing by Target	ITA	Jiatong Liang	CHN	Raffaele Giammaria	ITA	Lamborghini Huracan GT3 EVO	PROAM	8	27	10	1:45.988	1.295	0.046	158.1
9	77	Olimp Racing	POL	Marcin Jedlinski	POL	Mateusz Lisowski	POL	Audi R8 LMS EVO	PROAM	9	26	18	1:46.029	1.336	0.041	158.0
10	27	Lazarus Racing	ITA	Ezequiel Perez Companc	ARG	Eliseo Martínez	ESP	Lamborghini Huracan GT3 EVO	PROAM	10	24	9	1:46.325	1.632	0.296	157.6
<b>AM</b>																
1	25	HTP Motorsport	DEU	Alexander Hrachowina	AUT	Martin Konrad	AUT	Mercedes AMG GT3	AM	1	14	11	1:45.287			159.1
2	8	Antonelli MotorSport	ITA	Giuseppe Cipriani	ITA			Mercedes AMG GT3	AM	2	25	15	1:46.853	1.566	1.566	156.8
3	11	GetSpeed Performance	DEU	Janine Hill	GBR	John Shoffner	USA	Mercedes AMG GT3	AM	3	25	10	1:49.281	3.994	2.428	153.3
4	4	Boutsen Ginion	BEL	Claude-Yves Gosselin	FRA	Pierre Feligioni	FRA	Lamborghini Huracan GT3 EVO	AM	4	10	4	1:52.210	6.923	2.929	149.3
5	5	Olimp Racing	POL	Stanislaw Jedlinski	POL			Mercedes AMG GT3	AM	5	23	16	1:56.046	10.759	3.836	144.4

Published at:.....

Track Temp: 36.7 °C    Air Temp: 24.0 °C    Humidity: 66 %    Track Status: DRY

<b>Stewards:</b>	<b>Race Director:</b>	<b>Timekeeper:</b>
------------------	-----------------------	--------------------





**Circuit de Barcelona**  
**International GT Open**  
**Free Practice - 2**  
**Lap Analysis**



**3**

1 Beitske Visser BMW M6 GT3  
 2 Richard Gonda Senkyr Motorsport

**5**

1 Stanislaw Jedlinski Mercedes AMG GT3  
 2 Olimp Racing

Lap	D	Time	Sector 1	Sector 2	Sector 3	T. Spd	Elapsed	Lap	D	Time	Sector 1	Sector 2	Sector 3	T. Spd	Elapsed
1		17:19:34.865	17:18:12.327	44.906	37.632	183.0	17:19:34.865	1		17:20:39.037	17:19:13.457	46.961	38.619	181.2	17:20:39.037
2		1:51.382	32.249	42.696	36.437	256.5	17:21:26.247	2		2:01.952	32.411	44.771	44.770	252.3	17:22:40.989
3		1:50.758	31.601	42.821	36.336	260.2	17:23:17.005	3		2:01.723	33.297	45.802	42.624	251.1	17:24:42.712
4		1:49.323	31.405	41.873	36.045	260.8	17:25:06.328	4		2:01.560	33.884	46.003	41.673	249.4	17:26:44.272
5		1:48.993	31.274	41.827	35.892	259.6	17:26:55.321	5		2:02.993	33.274	48.284	41.435	252.9	17:28:47.265
6		1:55.304 P	31.147	41.662	42.495	262.7	17:28:50.625	6		1:59.465	33.289	45.285	40.891	251.7	17:30:46.730
7		4:42.767	3:23.920	42.828	36.019	190.1	17:33:33.392	7		1:59.395	33.148	45.618	40.629	254.1	17:32:46.125
8		1:50.794	31.133	41.769	37.892	260.8	17:35:24.186	8		1:59.430	34.456	45.446	39.528	250.5	17:34:45.555
9		1:48.610	30.989	41.793	35.828	262.1	17:37:12.796	9		1:58.968	32.907	46.763	39.298	253.5	17:36:44.523
10		1:48.220	30.793	41.501	35.926	263.4	17:39:01.016	10		2:04.946	33.055	48.601	43.290	253.5	17:38:49.469
11		1:49.973	30.891	41.715	37.367	262.7	17:40:50.989	11		2:18.645 P	34.467	48.089	56.089	251.1	17:41:08.114
12		1:48.005	30.884	41.337	35.784	260.2	17:42:38.994	12		14:39.069	13:13.555	45.680	39.834	175.3	17:55:47.183
13		1:48.218	30.835	41.505	35.878	260.8	17:44:27.212	13		1:56.431	32.451	45.274	38.706	255.3	17:57:43.614
14		1:54.981 P	30.958	42.919	41.104	260.2	17:46:22.193	14		2:00.213	34.980	45.406	39.827	255.3	17:59:43.827
15		6:59.708	5:36.797	44.437	38.474	187.8	17:53:21.901	15		1:59.127	32.874	44.747	41.506	252.9	18:01:42.954
16		1:48.247	30.945	41.335	35.967	247.7	17:55:10.148	16		1:56.046	32.936	44.907	38.203	254.1	18:03:39.000
17		1:48.176	30.631	41.354	36.191	262.7	17:56:58.324	17		2:01.400	32.969	48.536	39.895	254.7	18:05:40.400
18		1:47.646	30.526	41.150	35.970	259.6	17:58:45.970	18		2:02.924	35.495	45.934	41.495	252.9	18:07:43.324
19		1:47.810	30.450	41.165	36.195	263.4	18:00:33.780	19		2:16.868 P	35.788	48.504	52.576	252.3	18:10:00.192
20		1:55.395 P	30.483	42.120	42.792	260.8	18:02:29.175	20		3:47.403	2:22.358	46.160	38.885	188.4	18:13:47.595
21		4:42.746	3:23.615	42.878	36.253	193.5	18:07:11.921	21		1:57.272	33.347	45.013	38.912	254.1	18:15:44.867
22		2:00.581 P	30.313	41.906	48.362	261.5	18:09:12.502	22		1:57.733	33.949	44.734	39.050	254.1	18:17:42.600
23		4:01.847	2:38.071	42.185	41.591	191.1	18:13:14.349	23		2:16.327 P	37.217	45.837	53.273	252.3	18:19:58.927
24		1:46.895	30.260	40.917	35.718	264.0	18:15:01.244	24							
25		1:46.701	30.220	40.989	35.492	265.3	18:16:47.945	25							
26		1:46.776	30.290	40.918	35.568	263.4	18:18:34.721	26							
27		1:58.851 P	31.141	45.057	42.653	266.6	18:20:33.572	27							

**4**

1 Claude-Yves Gosselin Lamborghini Huracan GT3 EVO  
 2 Pierre Felgioni Boutsen Ginion

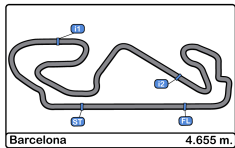
Lap	D	Time	Sector 1	Sector 2	Sector 3	T. Spd	Elapsed
1		17:22:12.588	17:20:46.575	46.538	39.475	161.9	17:22:12.588
2		2:06.338 P	34.103	46.271	45.964	245.4	17:24:18.926
3		40:03.063	38:40.825	43.710	38.528	180.0	18:04:21.989
4		1:52.210	32.175	43.091	36.944	251.1	18:06:14.199
5		1:52.512	31.841	42.905	37.766	253.5	18:08:06.711
6		2:20.025 P	35.013	45.987	59.025	217.3	18:10:26.736
7		3:25.795	2:01.123	45.474	39.198	180.0	18:13:52.531
8		1:55.579	32.642	44.503	38.434	251.1	18:15:48.110
9		1:54.753	32.464	44.147	38.142	252.9	18:17:42.863
10		2:13.199 P	32.122	43.527	57.550	252.3	18:19:56.062

**6**

1 Riccardo Agostini Mercedes AMG GT3  
 2 Loris Spinelli Antonelli MotorSport

Lap	D	Time	Sector 1	Sector 2	Sector 3	T. Spd	Elapsed
1		17:21:54.462	17:20:34.681	44.222	35.559	188.8	17:21:54.462
2		1:46.734	30.639	40.770	35.325	258.3	17:23:41.196
3		1:46.213	30.578	40.601	35.034	257.1	17:25:27.409
4		1:52.645 P	30.687	40.661	41.297	259.6	17:27:20.054
5		5:55.623	4:34.969	40.830	39.824	190.8	17:33:15.677
6		1:45.990	30.378	40.577	35.035	256.5	17:35:01.667
7		1:46.251	30.491	40.771	34.989	256.5	17:36:47.918
8		1:47.961	30.945	41.924	35.092	259.6	17:38:35.879
9		1:54.478 P	30.623	41.765	42.090	257.1	17:40:30.357
10		6:42.682	5:26.304	40.984	35.394	140.4	17:47:13.039
11		2:39.438 P	32.942	1:05.951	1:00.545	259.6	17:49:52.477
12		3:02.179	1:43.248	43.845	35.086	190.4	17:52:54.656
13		1:46.675	30.610	40.852	35.213	257.1	17:54:41.331
14		1:46.726	30.601	40.845	35.280	258.9	17:56:28.057
15		1:45.821	30.492	40.538	34.791	258.3	17:58:13.878
16		1:51.255 P	30.512	40.864	39.879	259.6	18:00:05.133
17		3:51.603	2:32.081	42.863	36.659	162.8	18:03:56.736
18		1:57.273	30.765	48.424	38.084	258.9	18:05:54.009
19		2:00.160	30.604	40.900	48.656	259.6	18:07:54.169
20		2:29.783 P	35.401	55.980	58.402	197.0	18:10:23.952
21		2:44.842	1:25.506	41.456	37.880	173.9	18:13:08.794
22		1:47.006	30.538	40.905	35.563	260.2	18:14:55.800
23		1:46.998	30.656	41.006	35.336	262.7	18:16:42.798
24		1:46.877	30.700	40.834	35.343	260.8	18:18:29.675
25		2:00.708 P	30.530	40.959	49.219	261.5	18:20:30.383





**Circuit de Barcelona**  
**International GT Open**  
**Free Practice - 2**  
**Lap Analysis**



8

1 Giuseppe Cipriani

Mercedes AMG GT3

10

1 Miguel Ramos

Mercedes AMG GT3

AM

2

Antonelli MotorSport

PRO

2 Fabrizio Crestani

SPS Automotive Performance

Lap	D	Time	Sector 1	Sector 2	Sector 3	T. Spd	Elapsed	Lap	D	Time	Sector 1	Sector 2	Sector 3	T. Spd	Elapsed
1		17:21:22.569	17:20:03.528	42.850	36.191	173.0	17:21:22.569	1		17:19:08.291	17:17:47.084	42.505	38.702	184.9	17:19:08.291
2		1:49.203	31.444	42.029	35.730	256.5	17:23:11.772	2		1:47.671	30.870	41.187	35.614	256.5	17:20:55.962
3		1:50.970	30.965	41.518	38.487	257.7	17:25:02.742	3		1:47.458	30.593	41.102	35.763	258.9	17:22:43.420
4		1:48.453	30.960	41.732	35.761	258.3	17:26:51.195	4		1:49.951	30.941	41.930	37.080	259.6	17:24:33.371
5		1:49.889	30.945	43.021	35.923	258.3	17:28:41.084	5		1:47.117	30.646	41.142	35.329	258.9	17:26:20.488
6		1:48.102	31.006	41.622	35.474	258.3	17:30:29.186	6		1:56.478 P	30.755	42.439	43.284	259.6	17:28:16.966
7		1:52.812 P	30.836	41.723	40.253	258.3	17:32:21.998	7		3:58.069	2:37.981	42.140	37.948	183.3	17:32:15.035
8		3:43.257	2:25.874	41.820	35.563	188.8	17:36:05.255	8		1:47.445	30.901	40.995	35.549	258.9	17:34:02.480
9		1:48.532	31.298	41.506	35.728	257.1	17:37:53.787	9		1:48.323	30.765	41.248	36.310	258.3	17:35:50.803
10		1:54.302 P	30.989	41.975	41.338	257.7	17:39:48.089	10		1:48.759	30.733	41.863	36.163	258.9	17:37:39.562
11		6:14.338	4:56.135	42.112	36.091	179.1	17:46:02.427	11		1:47.203	30.558	41.208	35.437	258.9	17:39:26.765
12		4:35.935 P	2:52.461	53.237	50.237	258.9	17:50:38.362	12		1:54.504 P	30.606	40.993	42.905	258.9	17:41:21.269
13		4:29.836	2:57.124	55.256	37.456	188.8	17:55:08.198	13		4:03.431	2:40.853	41.158	41.420	181.5	17:45:24.700
14		1:47.934	31.166	41.559	35.209	256.5	17:56:56.132	14		1:46.984	30.733	40.781	35.470	260.2	17:47:11.684
15		1:46.853	30.631	41.113	35.109	258.3	17:58:42.985	15		2:38.273 P	33.443	1:05.882	58.948	260.8	17:49:49.957
16		1:46.910	30.668	41.009	35.233	258.9	18:00:29.895	16		4:07.379	2:51.459	40.802	35.118	189.1	17:53:57.336
17		1:54.186 P	31.140	41.492	41.554	258.9	18:02:24.081	17		1:45.720	30.358	40.401	34.961	258.3	17:55:43.056
18		3:19.731	2:01.917	41.675	36.139	188.1	18:05:43.812	18		1:45.966	30.291	40.625	35.050	259.6	17:57:29.022
19		1:52.569	31.330	41.675	39.564	260.2	18:07:36.381	19		1:46.893	30.631	40.759	35.503	260.8	17:59:15.915
20		2:08.019 P	31.123	48.157	48.739	257.7	18:09:44.400	20		1:54.992 P	30.343	41.225	43.424	260.8	18:01:10.907
21		3:08.126	1:50.616	41.904	35.606	187.5	18:12:52.526	21		3:40.880	2:20.760	43.325	36.795	137.5	18:04:51.787
22		1:47.899	30.890	41.395	35.614	257.1	18:14:40.425	22		1:47.161	30.715	40.756	35.690	258.3	18:06:38.948
23		1:47.281	30.728	41.304	35.249	259.6	18:16:27.706	23		2:03.373 P	30.606	41.034	51.733	260.2	18:08:42.321
24		1:47.434	30.788	41.317	35.329	258.9	18:18:15.140	24		5:12.076 P	3:46.161	42.968	42.947	184.6	18:13:54.397
25		2:07.254 P	32.664	41.969	52.621	250.5	18:20:22.394	25		3:01.733	1:44.324	41.750	35.659	190.1	18:16:56.130
								26		1:47.492	30.773	41.102	35.617	260.2	18:18:43.622
								27		2:04.213 P	30.558	44.087	49.568	260.8	18:20:47.835





**Circuit de Barcelona**  
**International GT Open**  
**Free Practice - 2**  
**Lap Analysis**



11							13							
AM							PROAM							
Lap	D	Time	Sector 1	Sector 2	Sector 3	T. Spd	Lap	D	Time	Sector 1	Sector 2	Sector 3	T. Spd	Elapsed
1 Janine Hill Mercedes AMG GT3							1 Denis Remenyako Mercedes AMG GT3							
2 John Shoffner GetSpeed Performance							2 Fabian Schiller GetSpeed Performance							
1		17:19:42.323	17:18:20.046	43.504	38.773	189.8	1		17:19:05.884	17:17:45.597	42.581	37.706	190.4	17:19:05.884
2		1:50.473	31.870	42.023	36.580	258.3	2		1:44.998	30.188	40.076	34.734	258.3	17:20:50.882
3		1:49.828	31.680	41.985	36.163	258.3	3		1:46.357	30.085	40.080	36.192	259.6	17:22:37.239
4		1:49.770	31.221	41.923	36.626	258.9	4		1:44.751	30.066	40.109	34.576	258.9	17:24:21.990
5		1:49.926	31.503	41.894	36.529	259.6	5		1:44.872	30.056	39.935	34.881	259.6	17:26:06.862
6		1:50.287	31.381	42.470	36.436	259.6	6		1:44.847	30.099	40.042	34.706	258.9	17:27:51.709
7		1:52.367	31.387	42.465	38.515	260.2	7		1:51.061 P	30.177	40.972	39.912	258.9	17:29:42.770
8		1:50.313	31.597	42.120	36.596	257.7	8		6:07.726	4:47.855	42.910	36.961	135.0	17:35:50.496
9		1:50.986	31.800	41.957	37.229	258.9	9		1:51.083	32.199	42.307	36.577	254.7	17:37:41.579
10		1:49.281	31.532	41.722	36.027	257.7	10		1:49.593	30.991	41.871	36.731	257.7	17:39:31.172
11		1:49.663	31.436	41.824	36.403	259.6	11		1:49.212	30.940	41.729	36.543	258.3	17:41:20.384
12		2:39.875 P	31.636	1:23.665	44.574	258.3	12		1:49.786	31.209	42.039	36.538	257.1	17:43:10.170
13		5:20.964	3:55.907	45.808	39.249	192.1	13		1:49.888	31.257	42.164	36.467	257.1	17:45:00.058
14		2:05.999 P	33.393	45.193	47.413	256.5	14		1:50.087	31.235	42.074	36.778	257.7	17:46:50.145
15		5:11.924	3:41.865	53.068	36.991	191.1	15		2:19.766 P	33.502	51.764	54.500	256.5	17:49:09.911
16		1:51.503	32.067	42.675	36.761	258.3	16		3:58.499	2:36.143	43.613	38.743	185.2	17:53:08.410
17		1:50.467	31.034	42.531	36.902	260.2	17		1:50.750	31.579	42.217	36.954	255.3	17:54:59.160
18		1:54.240	32.979	43.401	37.860	260.2	18		1:49.128	31.212	41.844	36.072	257.7	17:56:48.288
19		1:54.279	31.370	43.419	39.490	258.9	19		1:49.054	30.989	41.738	36.327	259.6	17:58:37.342
20		1:51.413	32.599	42.191	36.623	251.7	20		1:52.153	31.218	42.551	38.384	258.9	18:00:29.495
21		1:51.787	31.434	42.195	38.158	260.2	21		1:51.132	32.162	42.588	36.382	257.1	18:02:20.627
22		1:50.394	31.533	42.102	36.759	258.9	22		1:50.197	31.264	42.084	36.849	258.3	18:04:10.824
23		2:01.240 P	31.125	41.855	48.260	258.9	23		1:50.086	31.130	42.159	36.797	258.9	18:06:00.910
24		5:34.867 P	4:04.865	44.970	45.032	192.1	24		1:49.326	30.982	41.664	36.680	260.2	18:07:50.236
25		3:41.590 P	2:07.757	46.283	47.550	191.1	25		2:28.766 P	36.517	54.387	57.862	235.8	18:10:19.002
12							14							
PRO							PRO							
1 Federico Leo Lamborghini Huracan GT3 EVO							1 Norbert Siedler Lamborghini Huracan GT3 EVO							
2 Najiy Razak Ombra Racing							2 Mikaël Grenier Emil Frey Racing							
Lap	D	Time	Sector 1	Sector 2	Sector 3	T. Spd	Lap	D	Time	Sector 1	Sector 2	Sector 3	T. Spd	Elapsed
1		17:20:33.919	17:19:14.840	42.850	36.229	190.4	1		17:20:06.244	17:18:48.828	42.237	35.179	183.3	17:20:06.244
2		1:48.221	30.941	41.402	35.878	259.6	2		1:46.687	30.639	41.106	34.942	258.9	17:21:52.931
3		1:48.743	30.888	41.211	36.644	260.8	3		1:45.829	30.536	40.512	34.781	260.2	17:23:38.760
4		1:48.160	30.705	41.453	36.002	260.8	4		1:46.335	30.300	40.397	35.638	261.5	17:25:25.095
5		1:47.414	30.618	41.060	35.736	260.2	5		1:45.734	30.289	40.607	34.838	260.8	17:27:10.829
6		1:47.443	30.708	41.160	35.575	261.5	6		1:45.638	30.250	40.444	34.944	260.8	17:28:56.467
7		1:49.421	30.720	41.493	37.208	260.2	7		1:55.190 P	30.529	42.673	41.988	261.5	17:30:51.657
8		1:47.556	30.551	41.207	35.798	262.1	8		11:34.057	10:14.820	42.094	37.143	187.8	17:42:25.714
9		1:54.207 P	30.764	41.673	41.770	260.8	9		1:45.691	30.418	40.455	34.818	258.9	17:44:11.405
10		7:39.770	6:20.183	41.271	38.316	190.8	10		1:49.532	30.253	41.697	37.582	261.5	17:46:00.937
11		1:53.724	30.387	41.156	42.181	262.1	11		1:54.762 P	30.332	40.460	43.970	260.8	17:47:55.699
12		1:47.530	30.578	41.173	35.779	261.5	12		6:51.225	5:28.929	45.746	36.550	190.1	17:54:46.924
13		2:09.802 P	33.170	48.474	48.158	261.5	13		1:46.199	30.866	40.635	34.698	259.6	17:56:33.123
14		5:34.995	4:13.503	43.517	37.975	183.9	14		1:45.273	30.202	40.394	34.677	260.8	17:58:18.396
15		1:48.032	31.020	41.319	35.693	258.9	15		1:50.528	33.085	42.388	35.055	261.5	18:00:08.924
16		1:54.370	30.903	41.833	41.634	263.4	16		1:45.552	30.135	40.401	35.016	260.8	18:01:54.476
17		1:55.639 P	30.635	41.845	43.159	261.5	17		1:49.955 P	30.161	40.318	39.476	260.8	18:03:44.431
18		3:07.004	1:46.040	41.204	39.760	190.8	18		5:38.231 P	4:16.060	41.338	40.833	190.4	18:09:22.662
19		1:47.126	30.602	41.041	35.483	259.6	19		4:03.704	2:41.231	41.003	41.470	190.4	18:13:26.366
20		1:53.950 P	30.630	41.038	42.282	262.7	20		1:45.794	30.359	40.551	34.884	260.8	18:15:12.160
21		3:37.019 P	1:46.907	53.985	56.127	187.1	21		1:45.854	30.418	40.442	34.994	261.5	18:16:58.014
22		2:44.285	1:25.531	42.244	36.510	191.1	22		1:50.934 P	30.730	41.042	39.162	264.0	18:18:48.948
23		1:46.678	30.468	40.812	35.398	262.1								
24		1:45.673	30.363	40.360	34.950	264.0								
25		1:45.688	30.280	40.478	34.930	264.0								
26		2:08.331 P	32.850	43.486	51.995	245.4								







**Circuit de Barcelona**  
**International GT Open**  
**Free Practice - 2**  
**Lap Analysis**



**16**

1 Marcelo Hahn

McLaren 720 s

PROAM

2 Allam Khodair

Teo Martín Motorsport

Lap	D	Time	Sector 1	Sector 2	Sector 3	T. Spd	Elapsed
1		17:20:01.818 P	17:18:35.686	42.990	43.142	180.9	17:20:01.818
2		23:09.280	21:51.225	41.883	36.172	188.4	17:43:11.098
3		1:55.640	31.005	41.877	42.758	258.9	17:45:06.738
4		1:47.397	30.825	41.215	35.357	259.6	17:46:54.135
5		2:16.353 P	31.340	50.615	54.398	261.5	17:49:10.488
6		7:06.697	5:46.786	42.131	37.780	190.4	17:56:17.185
7		1:45.374	30.330	40.351	34.693	260.2	17:58:02.559
8		1:49.513	30.609	41.880	37.024	261.5	17:59:52.072
9		1:47.526	30.303	40.633	36.590	261.5	18:01:39.598
10		1:45.816	30.257	40.789	34.770	260.8	18:03:25.414
11		1:50.399 P	30.384	40.800	39.215	261.5	18:05:15.813
12		7:39.714	6:21.873	42.038	35.803	185.2	18:12:55.527
13		1:50.647	31.214	42.518	36.915	258.9	18:14:46.174
14		1:48.701	31.104	41.640	35.957	260.2	18:16:34.875
15		1:48.451	30.923	41.697	35.831	259.6	18:18:23.326
16		2:03.757 P	30.865	41.597	51.295	260.8	18:20:27.083

**19**

1 Jiatong Liang

Lamborghini Huracan GT3 EVO

PROAM

2 Raffaele Giammaria

Raton Racing by Target

Lap	D	Time	Sector 1	Sector 2	Sector 3	T. Spd	Elapsed
1		17:19:40.506	17:18:22.044	41.890	36.572	188.8	17:19:40.506
2		1:47.114	30.887	41.046	35.181	257.1	17:21:27.620
3		1:46.954	30.709	41.091	35.154	260.2	17:23:14.574
4		1:47.028	30.572	41.230	35.226	259.6	17:25:01.602
5		1:47.006	30.713	40.889	35.404	257.7	17:26:48.608
6		1:52.270 P	30.792	41.474	40.004	260.8	17:28:40.878
7		3:08.277	1:45.560	45.156	37.561	191.8	17:31:49.155
8		1:46.212	30.439	40.791	34.982	258.3	17:33:35.367
9		1:47.426	30.405	40.763	36.258	258.9	17:35:22.793
10		1:45.988	30.435	40.668	34.885	258.3	17:37:08.781
11		1:46.185	30.296	41.001	34.888	258.9	17:38:54.966
12		1:52.580 P	30.432	41.513	40.635	258.9	17:40:47.546
13		4:31.616	3:06.934	45.919	38.763	189.8	17:45:19.162
14		1:49.931	31.860	42.498	35.573	258.3	17:47:09.093
15		2:38.606 P	34.986	1:06.127	57.493	257.7	17:49:47.699
16		4:21.533	3:02.354	42.298	36.881	190.1	17:54:09.232
17		1:49.039	31.320	41.968	35.751	256.5	17:55:58.271
18		1:56.935 P	31.153	41.910	43.872	258.3	17:57:55.206
19		2:59.051	1:41.393	41.568	36.090	191.1	18:00:54.257
20		1:47.297	30.946	41.243	35.108	257.1	18:02:41.554
21		1:46.870	30.693	41.039	35.138	258.9	18:04:28.424
22		1:53.686 P	30.756	41.217	41.713	258.9	18:06:22.110
23		3:57.700 P	2:05.322	55.115	57.263	189.4	18:10:19.810
24		2:42.830	1:22.155	41.671	39.004	185.8	18:13:02.640
25		1:46.150	30.448	40.690	35.012	259.6	18:14:48.790
26		1:49.019	30.424	40.726	37.869	260.8	18:16:37.809
27		1:55.411 P	32.964	42.432	40.015	260.2	18:18:33.220

**17**

1 Fran Rueda

McLaren 720 s

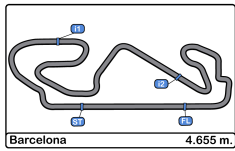
PRO

2 Andrés Saravia

Teo Martín Motorsport

Lap	D	Time	Sector 1	Sector 2	Sector 3	T. Spd	Elapsed
1		17:18:59.127	17:17:42.717	41.397	35.013	188.4	17:18:59.127
2		1:45.898	30.497	40.563	34.838	260.2	17:20:45.025
3		1:51.840 P	30.538	41.127	40.175	262.7	17:22:36.865
4		5:57.611	4:36.190	44.571	36.850	108.7	17:28:34.476
5		1:45.644	30.446	40.435	34.763	263.4	17:30:20.120
6		1:54.014 P	31.518	42.283	40.213	264.0	17:32:14.134
7		5:04.264	3:46.285	41.869	36.110	106.2	17:37:18.398
8		1:48.384	31.114	41.485	35.785	259.6	17:39:06.782
9		1:49.106	30.744	41.294	37.068	262.1	17:40:55.888
10		1:47.536	30.817	41.122	35.597	260.8	17:42:43.424
11		1:47.774	30.769	41.246	35.759	262.7	17:44:31.198
12		1:47.293	30.524	41.135	35.634	263.4	17:46:18.491
13		1:58.522 P	31.140	40.998	46.384	262.1	17:48:17.013
14		8:02.571	6:42.378	41.590	38.603	191.1	17:56:19.584
15		1:46.461	30.594	40.880	34.987	259.6	17:58:06.045
16		1:46.648	30.433	40.917	35.298	260.8	17:59:52.693
17		1:48.618	30.448	40.885	37.285	262.7	18:01:41.311
18		1:46.183	30.443	40.740	35.000	262.1	18:03:27.494
19		1:46.307	30.333	40.857	35.117	263.4	18:05:13.801
20		1:46.504	30.515	40.855	35.134	262.7	18:07:00.305
21		2:04.796 P	30.477	43.986	50.333	263.4	18:09:05.101
22		4:28.577	3:11.116	41.428	36.033	194.9	18:13:33.678
23		1:46.751	30.577	40.919	35.255	261.5	18:15:20.429
24		1:50.133 P	30.562	40.840	38.731	262.1	18:17:10.562





**Circuit de Barcelona**  
**International GT Open**  
**Free Practice - 2**  
**Lap Analysis**



20							25						
1 Valentin Pierburg Mercedes AMG GT3							1 Alexander Hrachowina Mercedes AMG GT3						
PROAM 2 Tom Onslow-Cole SPS Automotive Performance							AM 2 Martin Konrad HTP Motorsport						
Lap D	Time	Sector 1	Sector 2	Sector 3	T. Spd	Elapsed	Lap D	Time	Sector 1	Sector 2	Sector 3	T. Spd	Elapsed
1	17:19:09.532	17:17:48.411	42.558	38.563	186.2	17:19:09.532	1	17:30:03.401	17:28:46.191	41.387	35.823	187.5	17:30:03.401
2	1:49.142	31.244	41.834	36.064	258.3	17:20:58.674	2	1:47.298	30.685	41.051	35.562	258.9	17:31:50.699
3	1:50.355	30.958	41.865	37.532	258.9	17:22:49.029	3	1:46.762	30.532	40.979	35.251	260.2	17:33:37.461
4	1:51.002	31.068	41.862	38.072	258.9	17:24:40.031	4	1:47.140	30.453	40.889	35.798	260.2	17:35:24.601
5	1:48.150	30.733	41.528	35.889	258.9	17:26:28.181	5	1:48.681	30.955	41.713	36.013	260.8	17:37:13.282
6	1:48.005	30.710	41.214	36.081	258.9	17:28:16.186	6	1:51.505	30.709	41.432	39.364	260.8	17:39:04.787
7	1:48.333	31.173	41.527	35.633	258.9	17:30:04.519	7	1:53.923 P	30.461	41.048	42.414	259.6	17:40:58.710
8	1:47.571	30.697	41.349	35.525	260.8	17:31:52.090	8	7:35.517 P	5:57.962	46.633	50.922	179.1	17:48:34.227
9	1:48.558	30.619	41.189	36.750	260.2	17:33:40.648	9	7:19.759	6:02.417	40.965	36.377	190.8	17:55:53.986
10	1:55.218 P	31.469	42.608	41.141	258.3	17:35:35.866	10	1:45.878	30.370	40.524	34.984	260.2	17:57:39.864
11	3:05.142	1:43.924	45.233	35.985	151.2	17:38:41.008	11	1:45.287	30.100	40.287	34.900	260.8	17:59:25.151
12	1:47.155	30.768	41.378	35.009	257.7	17:40:28.163	12	1:50.339	33.839	41.051	35.449	262.7	18:01:15.490
13	1:46.507	30.405	41.013	35.089	258.9	17:42:14.670	13	1:45.621	30.201	40.360	35.060	260.8	18:03:01.111
14	1:48.716	30.446	40.850	37.420	260.2	17:44:03.386	14	1:52.983 P	30.214	40.815	41.954	262.1	18:04:54.094
15	1:57.263 P	33.869	42.105	41.289	260.2	17:46:00.649	<b>27</b>						
16	3:56.266 P	1:51.073	1:02.547	1:02.646	189.8	17:49:56.915	1 Ezequiel Perez Companc Lamborghini Huracan GT3 EVO						
17	3:36.255	2:15.563	42.628	38.064	190.8	17:53:33.170	PROAM 2 Eliseo Martínez Lazarus Racing						
18	1:45.655	30.323	40.515	34.817	258.9	17:55:18.825	Lap D	Time	Sector 1	Sector 2	Sector 3	T. Spd	Elapsed
19	1:57.830	30.498	41.896	45.436	261.5	17:57:16.655	1	17:20:43.873	17:19:23.788	43.631	36.454	185.2	17:20:43.873
20	1:45.508	30.343	40.440	34.725	260.2	17:59:02.163	2	1:54.829	31.431	45.123	38.275	256.5	17:22:38.702
21	1:45.863	30.195	40.776	34.892	262.7	18:00:48.026	3	1:47.869	30.964	41.406	35.499	257.7	17:24:26.571
22	1:45.802	30.331	40.393	35.078	260.2	18:02:33.828	4	1:47.980	31.121	41.510	35.349	258.9	17:26:14.551
23	1:53.647 P	30.328	40.504	42.815	259.6	18:04:27.475	5	1:47.816	30.934	41.246	35.636	258.3	17:28:02.367
24	3:21.916	1:59.942	43.040	38.934	157.2	18:07:49.391	6	1:53.646 P	30.919	41.525	41.202	257.7	17:29:56.013
25	2:26.723 P	35.443	54.630	56.650	257.7	18:10:16.114	7	3:24.403	2:04.181	42.874	37.348	180.9	17:33:20.416
26	3:19.489	1:56.791	43.067	39.631	182.4	18:13:35.603	8	1:46.657	30.876	40.782	34.999	258.3	17:35:07.073
27	1:49.731	31.513	41.840	36.378	258.9	18:15:25.334	9	1:46.325	30.458	40.735	35.132	258.3	17:36:53.398
28	1:48.072	30.904	41.315	35.853	258.9	18:17:13.406	10	1:54.061 P	30.526	41.548	41.987	258.9	17:38:47.459
29	2:00.119 P	30.761	42.782	46.576	258.9	18:19:13.525	11	5:47.581 P	4:25.724	41.556	40.301	187.8	17:44:35.040

22						
1 Marcio Basso Mercedes AMG GT3						
PROAM 2 Guilherme Salas Sports and You						
Lap D	Time	Sector 1	Sector 2	Sector 3	T. Spd	Elapsed
1	17:20:10.120	17:18:49.476	44.529	36.115	179.4	17:20:10.120
2	1:50.641	31.788	43.030	35.823	238.9	17:22:00.761
3	1:52.755 P	31.324	40.949	40.482	257.7	17:23:53.516
4	2:24.408	1:06.865	41.106	36.437	191.8	17:26:17.924
5	1:48.718	30.439	41.203	37.076	260.2	17:28:06.642
6	1:46.504	30.393	40.992	35.119	260.2	17:29:53.146
7	1:46.496	30.524	40.810	35.162	258.9	17:31:39.642
8	1:45.942	30.297	40.669	34.976	260.2	17:33:25.584
9	1:54.242 P	30.530	42.667	41.045	260.2	17:35:19.826
10	6:30.287	5:06.933	42.324	41.030	191.8	17:41:50.113
11	1:48.411	31.622	41.042	35.747	259.6	17:43:38.524
12	1:46.608	30.425	40.660	35.523	260.8	17:45:25.132
13	1:52.639 P	30.802	41.021	40.816	262.1	17:47:17.771
14	6:23.731	4:59.495	45.878	38.358	183.6	17:53:41.502
15	1:53.677	32.212	43.487	37.978	255.9	17:55:35.179
16	1:56.600	33.641	43.290	39.669	255.9	17:57:31.779
17	1:52.334	32.008	42.867	37.459	255.9	17:59:24.113
18	1:55.844	33.750	44.598	37.496	257.1	18:01:19.957
19	1:52.047	31.940	42.748	37.359	256.5	18:03:12.004
20	1:51.985	31.873	42.858	37.254	257.7	18:05:03.989
21	1:52.124	31.715	42.682	37.727	257.7	18:06:56.113
22	2:07.230 P	31.602	45.498	50.130	257.7	18:09:03.343





Circuit de Barcelona  
International GT Open  
Free Practice - 2  
Lap Analysis



33							63								
PROAM			HTP Motorsport / Winward Racing				PRO			Emil Frey Racing					
Lap	D	Time	Sector 1	Sector 2	Sector 3	T. Spd	Elapsed	Lap	D	Time	Sector 1	Sector 2	Sector 3	T. Spd	Elapsed
1		17:22:17.920	17:20:57.772	42.113	38.035	186.5	17:22:17.920	1		17:20:21.095	17:18:52.354	44.054	44.687	189.4	17:20:21.095
2		1:49.167	30.850	41.488	36.829	257.7	17:24:07.087	2		1:47.107	30.826	40.835	35.446	258.3	17:22:08.202
3		1:46.927	30.738	40.888	35.301	258.9	17:25:54.014	3		1:45.935	30.418	40.525	34.992	260.8	17:23:54.137
4		1:46.939	30.610	41.035	35.294	258.9	17:27:40.953	4		1:45.500	30.381	40.343	34.776	261.5	17:25:39.637
5		1:47.007	30.485	41.105	35.417	260.2	17:29:27.960	5		1:46.324	30.719	40.698	34.907	260.8	17:27:25.961
6		1:46.583	30.581	40.622	35.380	259.6	17:31:14.543	6		1:49.928 P	30.369	40.498	39.061	260.8	17:29:15.889
7		1:46.990	30.506	40.938	35.546	259.6	17:33:01.533	7		11:47.827	10:25.896	42.370	39.561	190.1	17:41:03.716
8		1:46.566	30.437	40.812	35.317	259.6	17:34:48.099	8		1:46.935	30.861	41.073	35.001	259.6	17:42:50.651
9		1:50.449	30.671	43.007	36.771	260.2	17:36:38.548	9		1:46.376	30.532	40.770	35.074	261.5	17:44:37.027
10		1:52.942 P	31.005	41.562	40.375	260.2	17:38:31.490	10		1:46.079	30.403	40.735	34.941	262.1	17:46:23.106
11		6:44.264	5:25.360	42.995	35.909	188.8	17:45:15.754	11		1:55.151 P	30.573	40.968	43.610	261.5	17:48:18.257
12		1:48.393	31.044	41.710	35.639	258.9	17:47:04.147	12		10:38.673	9:22.083	41.587	35.003	190.8	17:58:56.930
13		2:40.847 P	33.206	1:11.551	56.090	260.2	17:49:44.994	13		1:46.453	30.574	40.901	34.978	260.8	18:00:43.383
14		5:05.399	3:45.987	42.594	36.818	190.1	17:54:50.393	14		1:50.213 P	30.528	40.656	39.029	261.5	18:02:33.596
15		1:46.820	30.694	40.929	35.197	259.6	17:56:37.213	15		2:55.108	1:38.725	41.454	34.929	187.5	18:05:28.704
16		1:46.005	30.342	40.716	34.947	262.1	17:58:23.218	16		1:46.258	30.532	40.730	34.996	260.8	18:07:14.962
17		1:48.964	30.543	40.897	37.524	260.8	18:00:12.182	17		2:00.779 P	30.332	40.741	49.706	262.7	18:09:15.741
18		1:45.887	30.429	40.374	35.084	260.8	18:01:58.069	18		4:02.251	2:38.936	40.748	42.567	190.8	18:13:17.992
19		1:46.633	30.498	40.642	35.493	261.5	18:03:44.702	19		1:45.556	30.276	40.531	34.749	261.5	18:15:03.548
20		1:51.924 P	30.557	41.407	39.960	262.7	18:05:36.626	20		1:45.282	30.121	40.332	34.829	261.5	18:16:48.830
21		7:34.228	6:15.750	41.482	36.996	191.4	18:13:10.854	21		1:46.382	30.151	40.801	35.430	263.4	18:18:35.212
22		1:50.825 P	30.615	40.772	39.438	261.5	18:15:01.679	22		1:59.692 P	31.198	45.932	42.562	263.4	18:20:34.904
23		3:03.266	1:45.272	41.789	36.205	180.9	18:18:04.945								
24		2:08.801 P	31.102	42.251	55.448	261.5	18:20:13.746								

59							66								
PRO			Teo Martin Motorsport				PROAM			Vincenzo Sospiri Racing					
Lap	D	Time	Sector 1	Sector 2	Sector 3	T. Spd	Elapsed	Lap	D	Time	Sector 1	Sector 2	Sector 3	T. Spd	Elapsed
1		17:20:08.681	17:18:51.054	41.907	35.720	187.8	17:20:08.681	1		17:19:13.060	17:17:50.081	41.809	41.170	188.1	17:19:13.060
2		1:46.454	30.510	40.747	35.197	261.5	17:21:55.135	2		1:46.800	30.939	40.807	35.054	258.9	17:20:59.860
3		1:50.503 P	30.736	40.701	39.066	262.1	17:23:45.638	3		1:48.490	30.525	41.408	36.557	262.1	17:22:48.350
4		3:02.362	1:40.185	42.708	39.469	190.8	17:26:48.000	4		1:47.573	30.963	40.935	35.675	260.2	17:24:35.923
5		1:45.451	30.296	40.514	34.641	262.1	17:28:33.451	5		1:48.684	30.397	42.847	35.440	258.9	17:26:24.607
6		1:45.050	30.132	40.173	34.745	262.1	17:30:18.501	6		1:46.476	30.616	40.590	35.270	260.2	17:28:11.083
7		1:54.400	31.630	44.616	38.154	264.0	17:32:12.901	7		1:46.255	30.583	40.753	34.919	259.6	17:29:57.338
8		1:54.916 P	30.328	40.751	43.837	262.7	17:34:07.817	8		1:46.527	30.502	40.861	35.164	259.6	17:31:43.865
9		4:38.454	3:20.466	41.157	36.831	192.8	17:38:46.271	9		1:46.318	30.459	40.786	35.073	259.6	17:33:30.183
10		1:46.651	30.377	41.063	35.211	262.1	17:40:32.922	10		1:51.751 P	30.841	41.060	39.850	259.6	17:35:21.934
11		1:45.811	30.254	40.550	35.007	262.7	17:42:18.733	11		5:05.287	3:46.103	41.182	38.002	188.8	17:40:27.221
12		1:45.724	30.278	40.474	34.972	263.4	17:44:04.457	12		1:46.656	30.684	40.960	35.012	257.1	17:42:13.877
13		1:50.259	30.443	42.015	37.801	264.7	17:45:54.716	13		1:46.104	30.546	40.629	34.929	261.5	17:43:59.981
14		1:52.877 P	30.202	40.399	42.276	262.7	17:47:47.593	14		1:46.598	30.470	41.040	35.088	258.3	17:45:46.579
15		8:20.473	6:57.514	42.197	40.762	172.8	17:56:08.066	15		1:46.766	30.655	40.718	35.393	262.1	17:47:33.345
16		1:46.186	30.325	40.813	35.048	262.1	17:57:54.252	16		2:24.551 P	36.049	46.789	1:01.713	197.0	17:49:57.896
17		1:50.855 P	30.351	40.977	39.527	264.7	17:59:45.107	17		3:26.359	2:08.704	41.631	36.024	190.8	17:53:24.255
18		5:13.148	3:57.020	40.916	35.212	193.2	18:04:58.255	18		1:48.452	30.995	41.112	36.345	262.7	17:55:12.707
19		1:46.268	30.379	40.659	35.230	262.7	18:06:44.523	19		1:46.723	30.560	40.982	35.181	260.8	17:56:59.430
20		1:59.500 P	30.303	40.587	48.610	262.7	18:08:44.023	20		1:51.215 P	30.549	41.282	39.384	262.1	17:58:50.645
21		5:52.689	4:34.910	41.878	35.901	193.5	18:14:36.712	21		4:40.865	3:22.226	41.325	37.314	191.4	18:03:31.510
22		1:47.100	30.646	40.998	35.456	262.7	18:16:23.812	22		1:45.870	30.391	40.473	35.006	260.2	18:05:17.380
23		1:47.742	30.674	41.191	35.877	262.7	18:18:11.554	23		1:45.731	30.384	40.418	34.929	259.6	18:07:03.111
24		2:06.897 P	30.755	40.938	55.204	263.4	18:20:18.451	24		2:04.756 P	30.293	42.418	52.045	260.8	18:09:07.867
25								25		3:58.357	2:33.338	43.812	41.207	189.8	18:13:06.224
26								26		1:47.039	30.601	40.924	35.514	261.5	18:14:53.263
27								27		1:45.962	30.317	40.589	35.056	262.1	18:16:39.225
28								28		1:50.509 P	30.297	41.422	38.790	262.7	18:18:29.734







**Circuit de Barcelona**  
**International GT Open**  
**Free Practice - 2**  
**Lap Analysis**



**77**

1 Marcin Jedlinski

Audi R8 LMS EVO

**90**

1 Christoph Lenz

Lamborghini Huracan GT3 EVO

PROAM

2 Mateusz Lisowski

Olimp Racing

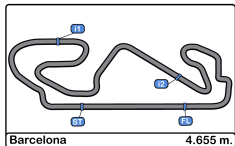
PROAM

2 Franck Perera

Raton Racing by Target

Lap	D	Time	Sector 1	Sector 2	Sector 3	T. Spd	Elapsed	Lap	D	Time	Sector 1	Sector 2	Sector 3	T. Spd	Elapsed
1		17:19:58.779	17:18:40.301	42.646	35.832	186.5	17:19:58.779	1		17:19:18.509	17:17:58.242	42.897	37.370	186.2	17:19:18.509
2		1:48.857	31.167	41.798	35.892	260.8	17:21:47.636	2		1:49.708	31.368	42.222	36.118	254.7	17:21:08.217
3		1:48.225	31.123	41.442	35.660	260.2	17:23:35.861	3		1:49.946	31.180	42.030	36.736	255.3	17:22:58.163
4		1:49.761	31.523	41.506	36.732	261.5	17:25:25.622	4		1:49.992	31.319	42.394	36.279	255.3	17:24:48.155
5		1:48.406	30.891	41.512	36.003	263.4	17:27:14.028	5		1:50.450	31.370	42.829	36.251	255.9	17:26:38.605
6		1:47.654	30.868	41.110	35.676	262.1	17:29:01.682	6		1:49.459	31.141	41.923	36.395	256.5	17:28:28.064
7		1:51.489	30.926	41.564	38.999	262.1	17:30:53.171	7		1:49.735	31.673	41.892	36.170	255.9	17:30:17.799
8		1:47.999	30.910	41.428	35.661	260.8	17:32:41.170	8		1:50.069	31.485	42.263	36.321	255.9	17:32:07.868
9		1:56.748 P	32.719	41.588	42.441	262.1	17:34:37.918	9		1:56.711 P	31.514	42.837	42.360	255.3	17:34:04.579
10		5:42.031 P	4:11.523	45.448	45.060	187.8	17:40:19.949	10		3:02.051	1:43.137	43.333	35.581	187.8	17:37:06.630
11		2:21.412	1:03.776	41.675	35.961	188.4	17:42:41.361	11		1:51.506	31.039	44.173	36.294	256.5	17:38:58.136
12		1:47.021	30.695	40.897	35.429	262.1	17:44:28.382	12		1:48.135	30.574	42.473	35.088	258.3	17:40:46.271
13		1:46.737	30.488	40.965	35.284	264.0	17:46:15.119	13		1:46.473	30.659	40.685	35.129	258.3	17:42:32.744
14		1:58.377 P	30.644	41.473	46.260	262.1	17:48:13.496	14		1:45.750	30.543	40.422	34.785	258.3	17:44:18.494
15		5:36.524	4:19.832	41.356	35.336	192.5	17:53:50.020	15		1:52.698 P	30.609	41.605	40.484	258.9	17:46:11.192
16		1:46.633	30.564	40.967	35.102	262.1	17:55:36.653	16		8:13.494	6:55.790	42.047	35.657	188.1	17:54:24.686
17		1:47.114	30.995	41.049	35.070	264.7	17:57:23.767	17		1:47.759	30.471	40.383	36.905	257.7	17:56:12.445
18		<b>1:46.029</b>	30.397	40.671	<b>34.961</b>	264.0	17:59:09.796	18		<b>1:44.693</b>	<b>30.243</b>	<b>40.047</b>	<b>34.403</b>	258.9	17:57:57.138
19		1:50.880 P	<b>30.206</b>	40.881	39.793	264.7	18:01:00.676	19		1:52.768	30.257	44.851	37.660	261.5	17:59:49.906
20		4:56.533	3:32.557	48.179	35.797	193.8	18:05:57.209	20		1:52.142 P	30.306	41.326	40.510	258.9	18:01:42.048
21		1:46.421	30.226	40.546	35.649	264.0	18:07:43.630	21		4:00.198	2:42.064	42.282	35.852	186.8	18:05:42.246
22		2:02.347 P	30.218	44.171	47.958	262.7	18:09:45.977	22		1:50.652	32.076	41.614	36.962	257.7	18:07:32.898
23		4:10.952	2:47.115	41.145	42.692	193.8	18:13:56.929	23		2:02.865 P	31.101	47.614	44.150	257.7	18:09:35.763
24		1:49.062	30.267	41.341	37.454	262.7	18:15:45.991	24		3:44.783	2:25.342	42.106	37.335	190.1	18:13:20.546
25		1:46.994	31.331	40.506	35.157	264.7	18:17:32.985	25		1:48.377	31.137	41.553	35.687	258.9	18:15:08.923
26		1:49.646 P	30.220	<b>40.345</b>	39.081	264.0	18:19:22.631	26		1:48.291	30.949	41.606	35.736	258.3	18:16:57.214
								27		1:49.592	30.974	42.965	35.653	259.6	18:18:46.806
								28			35.824	45.217		212.5	





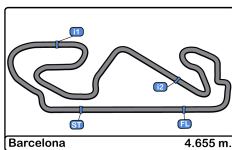
**Circuit de Barcelona**  
**International GT Open**  
**Free Practice - 2**  
**Lap Analysis**



**96** 1 Oliver Wilkinson Aston Martin GT3 AMR MY2019  
 PRO 2 Darren Turner Optimum Motorsport

Lap	D	Time	Sector 1	Sector 2	Sector 3	T. Spd	Elapsed
1		17:19:24.657	17:18:02.559	44.333	37.765	166.9	17:19:24.657
2		1:52.510	33.246	43.425	35.839	210.5	17:21:17.167
3		1:47.291	30.732	40.985	35.574	260.2	17:23:04.458
4		1:48.935	30.549	42.661	35.725	261.5	17:24:53.393
5		1:47.703	30.719	40.895	36.089	261.5	17:26:41.096
6		1:51.801 P	30.588	40.852	40.361	262.7	17:28:32.897
7		2:27.995	1:12.435	40.714	<b>34.846</b>	192.5	17:31:00.892
8		1:45.884	30.387	40.535	34.962	260.8	17:32:46.776
9		1:45.630	30.283	40.448	34.899	262.7	17:34:32.406
10		1:45.671	30.286	40.536	34.849	260.8	17:36:18.077
11		1:51.967 P	30.667	41.241	40.059	263.4	17:38:10.044
12		3:33.046	2:15.340	41.764	35.942	191.1	17:41:43.090
13		1:47.144	30.363	41.363	35.418	260.8	17:43:30.234
14		1:47.261	30.463	40.989	35.809	260.8	17:45:17.495
15		1:52.017 P	30.639	41.521	39.857	262.7	17:47:09.512
16		7:03.420	5:46.128	41.318	35.974	191.8	17:54:12.932
17		1:51.229	30.465	41.071	39.693	262.7	17:56:04.161
18		1:47.120	30.476	41.183	35.461	263.4	17:57:51.281
19		1:51.626 P	30.228	41.906	39.492	264.0	17:59:42.907
20		4:00.290	2:43.344	41.068	35.878	162.6	18:03:43.197
21		1:48.320	30.451	42.431	35.438	264.7	18:05:31.517
22		3:28.449 P	30.457	40.891	2:17.101	266.0	18:08:59.966
23		4:19.587	2:58.028	40.756	40.803	193.5	18:13:19.553
24		1:46.249	30.377	40.647	35.225	265.3	18:15:05.802
25		<b>1:45.433</b>	<b>30.118</b>	<b>40.437</b>	34.878	265.3	18:16:51.235
26		1:46.130	30.131	40.808	35.191	266.0	18:18:37.365
27		1:59.098 P	30.129	45.686	43.283	266.0	18:20:36.463



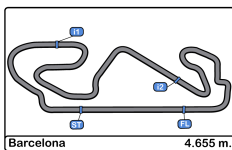


**Circuito de Barcelona**  
**International GT Open**  
**Free Practice - 2**  
**Best Sectors Results**



Sector - 1				Sector - 2				Sector - 3				Ideal Lap vs Best Lap				
Clas	Nº	Driver	Time	Nº	Driver	Time	Nº	Driver	Time	Clas	Nº	Driver	Ideal Lap	Best Lap	Clas	
1	13	Remenyako - Schiller	30.056	13	Remenyako - Schiller	39.935	90	Lenz - Perera	34.403	1	13	Remenyako - Schiller	1:44.567	1:44.751	2	
2	25	Hrachowina - Konrad	30.100	90	Lenz - Perera	40.047	13	Remenyako - Schiller	34.576	2	90	Lenz - Perera	1:44.693	1:44.693	1	
3	96	Wilkinson - Turner	30.118	59	Kodrić - Chaves	40.173	59	Kodrić - Chaves	34.641	3	59	Kodrić - Chaves	1:44.946	1:45.050	3	
4	63	Costa - Altoè	30.121	25	Hrachowina - Konrad	40.287	14	Siedler - Grenier	34.677	4	14	Siedler - Grenier	1:45.130	1:45.273	4	
5	59	Kodrić - Chaves	30.132	14	Siedler - Grenier	40.318	16	Hahn - Khodair	34.693	5	63	Costa - Altoè	1:45.202	1:45.282	5	
6	14	Siedler - Grenier	30.135	63	Costa - Altoè	40.332	20	Pierburg - Onslow-Cole	34.725	6	25	Hrachowina - Konrad	1:45.287	1:45.287	6	
7	20	Pierburg - Onslow-Cole	30.195	77	Jedlinski - Lisowski	40.345	63	Costa - Altoè	34.749	7	16	Hahn - Khodair	1:45.301	1:45.374	7	
8	77	Jedlinski - Lisowski	30.206	16	Hahn - Khodair	40.351	17	Rueda - Saravia	34.763	8	20	Pierburg - Onslow-Cole	1:45.313	1:45.508	9	
9	3	Visser - Gonda	30.220	12	Leo - Razak	40.360	6	Agostini - Spinelli	34.791	9	96	Wilkinson - Turner	1:45.401	1:45.433	8	
10	90	Lenz - Perera	30.243	33	Ward - Dontje	40.374	96	Wilkinson - Turner	34.846	10	77	Jedlinski - Lisowski	1:45.512	1:46.029	18	
11	16	Hahn - Khodair	30.257	20	Pierburg - Onslow-Cole	40.393	19	Liang - Giammaria	34.885	11	17	Rueda - Saravia	1:45.531	1:45.644	10	
12	12	Leo - Razak	30.280	10	Ramos - Crestani	40.401	25	Hrachowina - Konrad	34.900	12	12	Leo - Razak	1:45.570	1:45.673	11	
13	10	Ramos - Crestani	30.291	66	Schandorff - Tujula	40.418	66	Schandorff - Tujula	34.919	13	66	Schandorff - Tujula	1:45.630	1:45.731	13	
14	66	Schandorff - Tujula	30.293	17	Rueda - Saravia	40.435	12	Leo - Razak	34.930	14	10	Ramos - Crestani	1:45.653	1:45.720	12	
15	19	Liang - Giammaria	30.296	96	Wilkinson - Turner	40.437	33	Ward - Dontje	34.947	15	33	Ward - Dontje	1:45.663	1:45.887	15	
16	22	Basso - Salas	30.297	6	Agostini - Spinelli	40.538	77	Jedlinski - Lisowski	34.961	16	6	Agostini - Spinelli	1:45.707	1:45.821	14	
17	17	Rueda - Saravia	30.333	22	Basso - Salas	40.660	10	Ramos - Crestani	34.961	17	19	Liang - Giammaria	1:45.849	1:45.988	17	
18	33	Ward - Dontje	30.342	19	Liang - Giammaria	40.668	22	Basso - Salas	34.976	18	22	Basso - Salas	1:45.933	1:45.942	16	
19	6	Agostini - Spinelli	30.378	27	Perez Companc -	40.735	27	Perez Companc -	34.999	19	27	Perez Companc -	1:46.192	1:46.325	19	
20	27	Perez Companc -	30.458	3	Visser - Gonda	40.917	8	Giuseppe Cipriani	35.109	20	3	Visser - Gonda	1:46.629	1:46.701	20	
21	8	Giuseppe Cipriani	30.631	8	Giuseppe Cipriani	41.009	3	Visser - Gonda	35.492	21	8	Giuseppe Cipriani	1:46.749	1:46.853	21	
22	11	Hill - Shoffner	31.034	11	Hill - Shoffner	41.722	11	Hill - Shoffner	36.027	22	11	Hill - Shoffner	1:48.783	1:49.281	22	
23	4	Gosselin - Feligioni	31.841	4	Gosselin - Feligioni	42.905	4	Gosselin - Feligioni	36.944	23	4	Gosselin - Feligioni	1:51.690	1:52.210	23	
24	5	Stanislaw Jedlinski	32.411	5	Stanislaw Jedlinski	44.734	5	Stanislaw Jedlinski	38.203	24	5	Stanislaw Jedlinski	1:55.348	1:56.046	24	



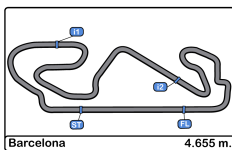


**Circuito de Barcelona**  
**International GT Open**  
**Free Practice - 2**  
**Best 5 Lap Times**



Cl	Nº	Entrant/Team	Nat	Driver 1	Nat	Status	Driver 2	Nat	Status	Vehicle	Cat	Cl	Best 1		Best 2		Best 3		Best 4		Best 5	
													Time	Lap	Time	Lap	Time	Lap	Time	Lap	Time	Lap
1	90	Raton Racing by Target	ITA	Christoph Lenz	CHE		Franck Perera	FRA		Lamborghini Huracan GT3 EVO	PROAM	1	1:44.693	18	1:45.750	14	1:46.473	13	1:47.759	17	1:48.135	12
2	13	GetSpeed Performance	DEU	Denis Remenyako	RUS		Fabian Schiller	DEU		Mercedes AMG GT3	PROAM	2	1:44.751	4	1:44.847	6	1:44.872	5	1:44.998	2	1:46.357	3
3	59	Teo Martín Motorsport	ESP	Martin Kodrić	HRV		Henrique Chaves	PRT		McLaren 720 s	PRO	1	1:45.050	6	1:45.451	5	1:45.724	12	1:45.811	11	1:46.186	16
4	14	Emil Frey Racing	CHE	Norbert Siedler	AUT		Mikaël Grenier	CAN		Lamborghini Huracan GT3 EVO	PRO	2	1:45.273	14	1:45.552	16	1:45.638	6	1:45.691	9	1:45.734	5
5	63	Emil Frey Racing	CHE	Albert Costa	ESP		Giacomo Altoè	ITA		Lamborghini Huracan GT3 EVO	PRO	3	1:45.282	20	1:45.500	4	1:45.556	19	1:45.935	3	1:46.079	10
6	25	HTP Motorsport	DEU	Alexander Hrachowina	AUT		Martin Konrad	AUT		Mercedes AMG GT3	AM	1	1:45.287	11	1:45.621	13	1:45.878	10	1:46.762	3	1:47.140	4
7	16	Teo Martín Motorsport	ESP	Marcelo Hahn	BRA		Allam Khodair	BRA		McLaren 720 s	PROAM	3	1:45.374	7	1:45.816	10	1:47.397	4	1:47.526	9	1:48.451	15
8	96	Optimum Motorsport	GBR	Oliver Wilkinson	GBR		Darren Turner	GBR		Aston Martin GT3 AMR MY2019	PRO	4	1:45.433	25	1:45.630	9	1:45.671	10	1:45.884	8	1:46.130	26
9	20	SPS Automotive Performance	DEU	Valentin Pierburg	DEU		Tom Onslow-Cole	GBR		Mercedes AMG GT3	PROAM	4	1:45.508	20	1:45.655	18	1:45.802	22	1:45.863	21	1:46.507	13
10	17	Teo Martín Motorsport	ESP	Fran Rueda	ESP		Andrés Saravia	GTI		McLaren 720 s	PRO	5	1:45.644	5	1:45.898	2	1:46.183	18	1:46.307	19	1:46.461	15
11	12	Ombra Racing	ITA	Federico Leo	ITA		Najjy Razak	MYS		Lamborghini Huracan GT3 EVO	PRO	6	1:45.673	24	1:45.688	25	1:46.678	23	1:47.126	19	1:47.414	5
12	10	SPS Automotive Performance	DEU	Miguel Ramos	PRT		Fabrizio Crestani	ITA		Mercedes AMG GT3	PRO	7	1:45.720	17	1:45.966	18	1:46.893	19	1:46.984	14	1:47.117	5
13	66	Vincenzo Sospiri Racing	ITA	Frederik Schandorff	DNK		Tuomas Tujula	FIN		Lamborghini Huracan GT3 EVO	PROAM	5	1:45.731	23	1:45.870	22	1:45.962	27	1:46.104	13	1:46.255	7
14	6	Antonelli MotorSport	ITA	Riccardo Agostini	ITA		Loris Spinelli	ITA		Mercedes AMG GT3	PRO	8	1:45.821	15	1:45.990	6	1:46.213	3	1:46.251	7	1:46.675	13
15	33	HTP Motorsport / Winward Racing	DEU	Russell Ward	USA		Indy Dontje	NLD		Mercedes AMG GT3	PROAM	6	1:45.887	18	1:46.005	16	1:46.566	8	1:46.583	6	1:46.633	19
16	22	Sports and You	PRT	Marcio Basso	BRA		Guilherme Salas	BRA		Mercedes AMG GT3	PROAM	7	1:45.942	8	1:46.496	7	1:46.504	6	1:46.608	12	1:48.411	11
17	19	Raton Racing by Target	ITA	Jiatong Liang	CHN		Raffaele Giammaria	ITA		Lamborghini Huracan GT3 EVO	PROAM	8	1:45.988	10	1:46.150	25	1:46.185	11	1:46.212	8	1:46.870	21
18	77	Olimp Racing	POL	Marcin Jedlinski	POL		Mateusz Lisowski	POL		Audi R8 LMS EVO	PROAM	9	1:46.029	18	1:46.421	21	1:46.633	16	1:46.737	13	1:46.994	25
19	27	Lazarus Racing	ITA	Ezequiel Perez Companc	ARG		Eliseo Martínez	ESP		Lamborghini Huracan GT3 EVO	PROAM	10	1:46.325	9	1:46.657	8	1:47.816	5	1:47.828	22	1:47.842	16
20	3	Senkyr Motorsport	CZE	Beitske Visser	NLD		Richard Gonda	SVK		BMW M6 GT3	PRO	9	1:46.701	25	1:46.776	26	1:46.895	24	1:47.646	18	1:47.810	19
21	8	Antonelli MotorSport	ITA	Giuseppe Cipriani	ITA					Mercedes AMG GT3	AM	2	1:46.853	15	1:46.910	16	1:47.281	23	1:47.434	24	1:47.899	22
22	11	GetSpeed Performance	DEU	Janine Hill	GBR		John Shoffner	USA		Mercedes AMG GT3	AM	3	1:49.281	10	1:49.663	11	1:49.770	4	1:49.828	3	1:49.926	5
23	4	Boutsen Ginion	BEL	Claude-Yves Gosselin	FRA		Pierre Felgion	FRA		Lamborghini Huracan GT3 EVO	AM	4	1:52.210	4	1:54.753	9	1:55.579	8	2:06.338	2	2:13.199	10
24	5	Olimp Racing	POL	Stanislaw Jedlinski	POL					Mercedes AMG GT3	AM	5	1:56.046	16	1:56.431	13	1:57.272	21	1:57.733	22	1:58.968	9





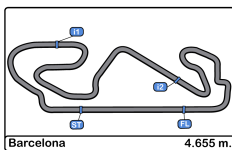
**Circuito de Barcelona**  
**International GT Open**  
**Free Practice - 2**  
**Best 5 Top Speeds**



Cl	Nº	Entrant/Team	Nat	Driver 1	Nat	Driver 2	Nat	Vehicle	Cat	Cl	Top 1		Top 2		Top 3		Top 4		Top 5		
											Km/h	Lap	Km/h	Lap	Km/h	Lap	Km/h	Lap	Km/h	Lap	Km/h
1	3	Senkyr Motorsport	CZE	Beitske Visser	IND	Richard Gonda	GBR	BMW M6 GT3	PRO	1	266.6	27	265.3	25	264.0	24	263.4	10	263.4	19	264.5
2	96	Optimum Motorsport	GBR	Oliver Wilkinson	GBR	Darren Turner	GBR	Aston Martin GT3 AMR MY2019	PRO	2	266.0	22	266.0	26	266.0	27	265.3	24	265.3	25	265.7
3	59	Teo Martín Motorsport	ESP	Martin Kodrić	HRV	Henrique Chaves	PRT	McLaren 720 s	PRO	3	264.7	13	264.7	17	264.0	7	263.4	12	263.4	24	264.0
4	77	Olimp Racing	POL	Marcin Jedlinski	POL	Mateusz Lisowski	POL	Audi R8 LMS EVO	PROAM	1	264.7	17	264.7	19	264.7	25	264.0	13	264.0	18	264.4
5	12	Ombra Racing	ITA	Federico Leo	ITA	Najjy Razak	MYS	Lamborghini Huracan GT3 EVO	PRO	4	264.0	24	264.0	25	263.4	16	262.7	20	262.1	8	263.2
6	14	Emil Frey Racing	CHE	Norbert Siedler	AUT	Mikaël Grenier	CAN	Lamborghini Huracan GT3 EVO	PRO	5	264.0	22	261.5	4	261.5	7	261.5	10	261.5	15	262.0
7	17	Teo Martín Motorsport	ESP	Fran Rueda	ESP	Andrés Saravia	GTI	McLaren 720 s	PRO	6	264.0	6	263.4	5	263.4	12	263.4	19	263.4	21	263.5
8	63	Emil Frey Racing	CHE	Albert Costa	ESP	Giacomo Altoè	ITA	Lamborghini Huracan GT3 EVO	PRO	7	263.4	21	263.4	22	262.7	17	262.1	10	261.5	4	262.6
9	6	Antonelli MotorSport	ITA	Riccardo Agostini	ITA	Loris Spinelli	ITA	Mercedes AMG GT3	PRO	8	262.7	23	261.5	25	260.8	24	260.2	22	259.6	4	261.0
10	20	SPS Automotive Performance	DEU	Valentin Pierburg	DEU	Tom Onslow-Cole	GBR	Mercedes AMG GT3	PROAM	2	262.7	21	261.5	19	260.8	8	260.2	9	260.2	14	261.1
11	25	HTP Motorsport	DEU	Alexander Hrachowina	AUT	Martin Konrad	AUT	Mercedes AMG GT3	AM	1	262.7	12	262.1	14	260.8	5	260.8	6	260.8	11	261.5
12	33	HTP Motorsport / Winward Racing	DEU	Russell Ward	USA	Indy Dontje	NLD	Mercedes AMG GT3	PROAM	3	262.7	20	262.1	16	261.5	19	261.5	22	261.5	24	261.8
13	66	Vincenzo Sospiri Racing	ITA	Frederik Schandorff	DNK	Tuomas Tujula	FIN	Lamborghini Huracan GT3 EVO	PROAM	4	262.7	18	262.7	28	262.1	3	262.1	15	262.1	20	262.3
14	22	Sports and You	PRT	Marcio Basso	BRA	Guilherme Salas	BRA	Mercedes AMG GT3	PROAM	5	262.1	13	260.8	12	260.2	5	260.2	6	260.2	8	260.7
15	16	Teo Martín Motorsport	ESP	Marcelo Hahn	BRA	Allam Khodair	BRA	McLaren 720 s	PROAM	6	261.5	5	261.5	8	261.5	9	261.5	11	260.8	10	261.3
16	90	Raton Racing by Target	ITA	Christoph Lenz	CHE	Franck Perera	FRA	Lamborghini Huracan GT3 EVO	PROAM	7	261.5	19	259.6	27	258.9	15	258.9	18	258.9	20	259.6
17	10	SPS Automotive Performance	DEU	Miguel Ramos	PRT	Fabrizio Crestani	ITA	Mercedes AMG GT3	PRO	9	260.8	15	260.8	19	260.8	20	260.8	27	260.2	14	260.7
18	19	Raton Racing by Target	ITA	Jiatong Liang	CHN	Raffaele Giammaria	ITA	Lamborghini Huracan GT3 EVO	PROAM	8	260.8	6	260.8	26	260.2	3	260.2	27	259.6	4	260.3
19	27	Lazarus Racing	ITA	Ezequiel Perez Companc	ARG	Eliseo Martínez	ESP	Lamborghini Huracan GT3 EVO	PROAM	9	260.8	16	260.8	17	260.2	23	258.9	4	258.9	10	259.9
20	8	Antonelli MotorSport	ITA	Giuseppe Cipriani	ITA		ITA	Mercedes AMG GT3	AM	2	260.2	19	259.6	23	258.9	12	258.9	16	258.9	17	259.3
21	11	GetSpeed Performance	DEU	Janine Hill	GBR	John Shoffner	USA	Mercedes AMG GT3	AM	3	260.2	7	260.2	17	260.2	18	260.2	21	259.6	5	260.1
22	13	GetSpeed Performance	DEU	Denis Remenyako	RUS	Fabian Schiller	DEU	Mercedes AMG GT3	PROAM	10	260.2	24	260.2	29	259.6	3	259.6	5	259.6	19	259.8
23	5	Olimp Racing	POL	Stanislaw Jedlinski	POL		POL	Mercedes AMG GT3	AM	4	255.3	13	255.3	14	254.7	17	254.1	7	254.1	16	254.7
24	4	Boutsen Ginion	BEL	Claude-Yves Gosselin	FRA	Pierre Felgioni	FRA	Lamborghini Huracan GT3 EVO	AM	5	253.5	5	252.9	9	252.3	10	251.1	4	251.1	8	252.2





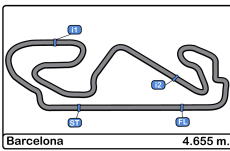


**Circuito de Barcelona**  
**International GT Open**  
**Free Practice - 2**  
**Fastest Laps Sequence**



Lap	Time of Day	Session Time	Nº	Entrant/Team	Nat	Driver 1	Nat	Driver 2	Nat	Vehicle	Cat	Time	Km/h
2	17:20:45.025	3:45.025	17	Teo Martin Motorsport	ESP	Fran Rueda	ESP	Andrés Saravia	GTM	McLaren 720 s	PRO	1:45.898	158.2
2	17:20:50.882	3:50.882	13	GetSpeed Performance	DEU	Denis Remenyako	RUS	Fabian Schiller	DEU	Mercedes AMG GT3	PROAM	1:44.998	159.6
4	17:24:21.990	7:21.990	13	GetSpeed Performance	DEU	Denis Remenyako	RUS	Fabian Schiller	DEU	Mercedes AMG GT3	PROAM	1:44.751	159.9
18	17:57:57.138	40:57.138	90	Raton Racing by Target	ITA	Christoph Lenz	CHE	Franck Perera	FRA	Lamborghini Huracan GT3 EVO	PROAM	1:44.693	160.0





**Circuito de Barcelona**  
**International GT Open**  
**Free Practice - 2**  
**Event Best Maximum Speed**



Nº	Entrant/Team	Nat	Driver 1	Nat	Driver 2	Nat	Vehicle	Cat	Km/h	Session
96	Optimum Motorsport		Oliver Wilkinson		Darren Turner		Aston Martin GT3 AMR MY2019	PRO	266.6	Free Practice - 1
3	Senkyr Motorsport		Beitske Visser		Richard Gonda		BMW M6 GT3	PRO	266.6	Free Practice - 2
77	Olimp Racing		Marcin Jedlinski		Mateusz Lisowski		Audi R8 LMS EVO	PROAM	266.0	Free Practice - 1
59	Teo Martín Motorsport		Martin Kodrić		Henrique Chaves		McLaren 720 s	PRO	264.7	Free Practice - 2
17	Teo Martín Motorsport		Fran Rueda		Andrés Saravia		McLaren 720 s	PRO	264.0	Free Practice - 2
12	Ombra Racing		Federico Leo		Najiy Razak		Lamborghini Huracan GT3 EVO	PRO	264.0	Free Practice - 2
14	Emil Frey Racing		Norbert Siedler		Mikaël Grenier		Lamborghini Huracan GT3 EVO	PRO	264.0	Free Practice - 2
63	Emil Frey Racing		Albert Costa		Giacomo Altoè		Lamborghini Huracan GT3 EVO	PRO	263.4	Free Practice - 1
66	Vincenzo Sospiri Racing		Frederik Schandorff		Tuomas Tujula		Lamborghini Huracan GT3 EVO	PROAM	263.4	Free Practice - 1
25	HTP Motorsport		Alexander Hrachowina		Martin Konrad		Mercedes AMG GT3	AM	263.4	Free Practice - 1
16	Teo Martín Motorsport		Marcelo Hahn		Allam Khodair		McLaren 720 s	PROAM	262.7	Free Practice - 1
10	SPS Automotive Performance		Miguel Ramos		Fabrizio Crestani		Mercedes AMG GT3	PRO	262.7	Free Practice - 1
20	SPS Automotive Performance		Valentin Pierburg		Tom Onslow-Cole		Mercedes AMG GT3	PROAM	262.7	Free Practice - 2
33	HTP Motorsport / Winward Racing		Russell Ward		Indy Dontje		Mercedes AMG GT3	PROAM	262.7	Free Practice - 2
6	Antonelli MotorSport		Riccardo Agostini		Loris Spinelli		Mercedes AMG GT3	PRO	262.7	Free Practice - 2
27	Lazarus Racing		Ezequiel Perez Companc		Eliseo Martínez		Lamborghini Huracan GT3 EVO	PROAM	262.1	Free Practice - 1
22	Sports and You		Marcio Basso		Guilherme Salas		Mercedes AMG GT3	PROAM	262.1	Free Practice - 2
90	Raton Racing by Target		Christoph Lenz		Franck Perera		Lamborghini Huracan GT3 EVO	PROAM	261.5	Free Practice - 2
11	GetSpeed Performance		Janine Hill		John Shoffner		Mercedes AMG GT3	AM	260.8	Free Practice - 1
13	GetSpeed Performance		Denis Remenyako		Fabian Schiller		Mercedes AMG GT3	PROAM	260.8	Free Practice - 1
19	Raton Racing by Target		Jiatong Liang		Raffaele Giammaria		Lamborghini Huracan GT3 EVO	PROAM	260.8	Free Practice - 2
8	Antonelli MotorSport		Giuseppe Cipriani				Mercedes AMG GT3	AM	260.2	Free Practice - 2
4	Boutsen Ginion		Claude-Yves Gosselin		Pierre Feligioni		Lamborghini Huracan GT3 EVO	AM	255.9	Free Practice - 1
5	Olimp Racing		Stanislaw Jedlinski				Mercedes AMG GT3	AM	255.3	Free Practice - 1





**Circuit de Barcelona  
International GT Open  
Free Practice - 2  
Pit Stop Analysis**



**3** Beitske Visser PRO Senkyr Motorsport  
Richard Gonda BMW M6 GT3

Nr.	In Day Time	In Time	Out Time	Pit Time	T. Pit Time	Handicap	Penalty
1	17:28:48.132	17:28:48.132	17:31:42.264	2:54.132	2:54.132		
2	17:46:19.795	17:46:19.795	17:51:27.249	5:07.454	8:01.586		
3	18:02:26.779	18:02:26.779	18:05:20.734	2:53.955	10:55.541		
4	18:09:10.065	18:09:10.065	18:11:19.378	2:09.313	13:04.854		

**4** Claude-Yves Gosselin AM Boutsen Ginion  
Pierre Feligioni Lamborghini Huracan GT3 EVO

Nr.	In Day Time	In Time	Out Time	Pit Time	T. Pit Time	Handicap	Penalty
1	17:24:16.046	17:24:16.046	18:02:26.203	38:10.157	38:10.157		
2	18:10:23.685	18:10:23.685	18:11:53.555	1:29.870	39:40.027		

**5** Stanislaw Jedlinski AM Olimp Racing  
Mercedes AMG GT3

Nr.	In Day Time	In Time	Out Time	Pit Time	T. Pit Time	Handicap	Penalty
1	17:41:05.101	17:41:05.101	17:53:45.276	12:40.175	12:40.175		
2	18:09:57.468	18:09:57.468	18:11:48.098	1:50.630	14:30.805		

**6** Riccardo Agostini PRO Antonelli MotorSport  
Loris Spinelli Mercedes AMG GT3

Nr.	In Day Time	In Time	Out Time	Pit Time	T. Pit Time	Handicap	Penalty
1	17:27:16.521	17:27:16.521	17:31:25.108	4:08.587	4:08.587		
2	17:40:27.455	17:40:27.455	17:45:24.483	4:57.028	9:05.615		
3	17:49:48.784	17:49:48.784	17:51:04.860	1:16.076	10:21.691		
4	18:00:02.497	18:00:02.497	18:02:02.560	2:00.063	12:21.754		
5	18:10:21.436	18:10:21.436	18:11:16.434	54.998	13:16.752		

**8** Giuseppe Cipriani AM Antonelli MotorSport  
Mercedes AMG GT3

Nr.	In Day Time	In Time	Out Time	Pit Time	T. Pit Time	Handicap	Penalty
1	17:32:19.535	17:32:19.535	17:34:16.579	1:57.044	1:57.044		
2	17:39:45.629	17:39:45.629	17:44:11.540	4:25.911	6:22.955		
3	17:50:35.884	17:50:35.884	17:53:03.949	2:28.065	8:51.020		
4	18:02:21.595	18:02:21.595	18:03:54.528	1:32.933	10:23.953		
5	18:09:41.987	18:09:41.987	18:11:03.175	1:21.188	11:45.141		

**10** Miguel Ramos PRO SPS Automotive Performance  
Fabrizio Crestani Mercedes AMG GT3

Nr.	In Day Time	In Time	Out Time	Pit Time	T. Pit Time	Handicap	Penalty
1	17:28:14.138	17:28:14.138	17:30:22.839	2:08.701	2:08.701		
2	17:41:18.743	17:41:18.743	17:43:29.555	2:10.812	4:19.513		
3	17:49:46.923	17:49:46.923	17:52:11.044	2:24.121	6:43.634		
4	18:01:08.423	18:01:08.423	18:02:51.976	1:43.553	8:27.187		
5	18:08:39.816	18:08:39.816	18:11:56.133	3:16.317	11:43.504		
6	18:13:51.900	18:13:51.900	18:15:07.077	1:15.177	12:58.681		

**11** Janine Hill AM GetSpeed Performance  
John Shoffner Mercedes AMG GT3

Nr.	In Day Time	In Time	Out Time	Pit Time	T. Pit Time	Handicap	Penalty
1	17:40:42.632	17:40:42.632	17:44:08.538	3:25.906	3:25.906		
2	17:48:09.598	17:48:09.598	17:51:22.387	3:12.789	6:38.695		
3	18:08:26.752	18:08:26.752	18:12:00.298	3:33.546	10:12.241		
4	18:14:01.698	18:14:01.698	18:15:38.768	1:37.070	11:49.311		

**12** Federico Leo PRO Ombra Racing  
Najiy Razak Lamborghini Huracan GT3 EVO

Nr.	In Day Time	In Time	Out Time	Pit Time	T. Pit Time	Handicap	Penalty
1	17:35:02.603	17:35:02.603	17:40:54.730	5:52.127	5:52.127		
2	17:48:33.478	17:48:33.478	17:52:16.823	3:43.345	9:35.472		
3	17:59:46.514	17:59:46.514	18:01:04.091	1:17.577	10:53.049		
4	18:06:34.188	18:06:34.188	18:07:47.187	1:12.999	12:06.048		
5	18:10:11.456	18:10:11.456	18:11:08.234	56.778	13:02.826		

**13** Denis Remenyako PROAM GetSpeed Performance  
Fabian Schiller Mercedes AMG GT3

Nr.	In Day Time	In Time	Out Time	Pit Time	T. Pit Time	Handicap	Penalty
1	17:29:40.289	17:29:40.289	17:33:52.944	4:12.655	4:12.655		
2	17:49:07.302	17:49:07.302	17:51:13.114	2:05.812	6:18.467		
3	18:10:16.120	18:10:16.120	18:12:39.338	2:23.218	8:41.685		

**14** Norbert Siedler PRO Emil Frey Racing  
Mikaël Grenier Lamborghini Huracan GT3 EVO

Nr.	In Day Time	In Time	Out Time	Pit Time	T. Pit Time	Handicap	Penalty
1	17:30:49.208	17:30:49.208	17:40:34.411	9:45.203	9:45.203		
2	17:47:53.083	17:47:53.083	17:52:54.064	5:00.981	14:46.184		
3	18:03:41.783	18:03:41.783	18:07:30.419	3:48.636	18:34.820		
4	18:09:20.033	18:09:20.033	18:11:33.412	2:13.379	20:48.199		

**16** Marcelo Hahn PROAM Teo Martín Motorsport  
Allam Khodair McLaren 720 s

Nr.	In Day Time	In Time	Out Time	Pit Time	T. Pit Time	Handicap	Penalty
1	17:19:59.332	17:19:59.332	17:41:21.900	21:22.568	21:22.568		
2	17:49:07.968	17:49:07.968	17:54:25.946	5:17.978	26:40.546		
3	18:05:13.333	18:05:13.333	18:11:05.331	5:51.998	32:32.544		

**17** Fran Rueda PRO Teo Martín Motorsport  
Andrés Saravia McLaren 720 s

Nr.	In Day Time	In Time	Out Time	Pit Time	T. Pit Time	Handicap	Penalty
1	17:22:34.376	17:22:34.376	17:26:39.823	4:05.447	4:05.447		
2	17:32:11.655	17:32:11.655	17:35:22.698	3:11.043	7:16.490		
3	17:48:14.388	17:48:14.388	17:54:28.712	6:14.324	13:30.814		
4	18:09:02.504	18:09:02.504	18:11:45.863	2:43.359	16:14.173		

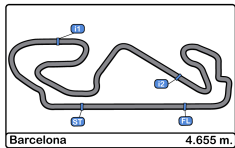
**19** Jiatong Liang PROAM Raton Racing by Target  
Raffaele Giammaria Lamborghini Huracan GT3 EVO

Nr.	In Day Time	In Time	Out Time	Pit Time	T. Pit Time	Handicap	Penalty
1	17:28:38.446	17:28:38.446	17:29:56.685	1:18.239	1:18.239		
2	17:40:44.969	17:40:44.969	17:43:22.327	2:37.358	3:55.597		
3	17:49:45.262	17:49:45.262	17:52:19.052	2:33.790	6:29.387		
4	17:57:52.357	17:57:52.357	17:59:05.790	1:13.433	7:42.820		
5	18:06:19.676	18:06:19.676	18:07:52.197	1:32.521	9:15.341		
6	18:10:17.316	18:10:17.316	18:11:11.526	54.210	10:09.551		

**20** Valentin Pierburg PROAM SPS Automotive Performance  
Tom Onslow-Cole Mercedes AMG GT3

Nr.	In Day Time	In Time	Out Time	Pit Time	T. Pit Time	Handicap	Penalty
1	17:35:33.326	17:35:33.326	17:36:44.766	1:11.440	1:11.440		
2	17:45:58.182	17:45:58.182	17:47:16.866	1:18.684	2:30.124		
3	17:49:53.592	17:49:53.592	17:51:41.579	1:47.987	4:18.111		
4	18:04:24.975	18:04:24.975	18:05:54.799	1:29.824	5:47.935		
5	18:10:13.308	18:10:13.308	18:11:38.890	1:25.582	7:13.517		





**Circuit de Barcelona**  
**International GT Open**  
**Free Practice - 2**  
**Pit Stop Analysis**



**22** Marcio Basso PROAM Sports and You  
 Guilherme Salas Mercedes AMG GT3

Nr.	In Day Time	In Time	Out Time	Pit Time	T. Pit Time	Handicap	Penalty
1	17:23:51.046	17:23:51.046	17:24:30.381	39.335	39.335		
2	17:35:17.363	17:35:17.363	17:39:56.196	4:38.833	5:18.168		
3	17:47:15.248	17:47:15.248	17:51:43.676	4:28.428	9:46.596		

**25** Alexander Hrachowina AM HTP Motorsport  
 Martin Konrad Mercedes AMG GT3

Nr.	In Day Time	In Time	Out Time	Pit Time	T. Pit Time	Handicap	Penalty
1	17:40:56.128	17:40:56.128	17:46:24.331	5:28.203	5:28.203		
2	17:48:31.534	17:48:31.534	17:54:06.252	5:34.718	11:02.921		

**27** Ezequiel Perez Companc PROAM Lazarus Racing  
 Eliseo Martínez Lamborghini Huracan GT3 EVO

Nr.	In Day Time	In Time	Out Time	Pit Time	T. Pit Time	Handicap	Penalty
1	17:29:53.510	17:29:53.510	17:31:27.657	1:34.147	1:34.147		
2	17:38:44.916	17:38:44.916	17:42:40.411	3:55.495	5:29.642		
3	17:44:32.323	17:44:32.323	17:47:10.877	2:38.554	8:08.196		
4	17:49:51.189	17:49:51.189	17:51:18.250	1:27.061	9:35.257		
5	18:00:34.894	18:00:34.894	18:03:49.174	3:14.280	12:49.537		
6	18:09:24.388	18:09:24.388	18:12:14.829	2:50.441	15:39.978		

**33** Russell Ward PROAM HTP Motorsport / Winward Racing  
 Indy Dontje Mercedes AMG GT3

Nr.	In Day Time	In Time	Out Time	Pit Time	T. Pit Time	Handicap	Penalty
1	17:38:29.032	17:38:29.032	17:43:25.635	4:56.603	4:56.603		
2	17:49:42.506	17:49:42.506	17:52:59.488	3:16.982	8:13.585		
3	18:05:34.176	18:05:34.176	18:11:21.610	5:47.434	14:01.019		
4	18:14:59.227	18:14:59.227	18:16:14.810	1:15.583	15:16.602		

**59** Martin Kodrić PRO Teo Martín Motorsport  
 Henrique Chaves McLaren 720 s

Nr.	In Day Time	In Time	Out Time	Pit Time	T. Pit Time	Handicap	Penalty
1	17:23:43.098	17:23:43.098	17:24:53.487	1:10.389	1:10.389		
2	17:34:04.978	17:34:04.978	17:36:57.779	2:52.801	4:03.190		
3	17:47:45.110	17:47:45.110	17:54:11.705	6:26.595	10:29.785		
4	17:59:42.637	17:59:42.637	18:03:11.678	3:29.041	13:58.826		
5	18:08:41.446	18:08:41.446	18:12:48.106	4:06.660	18:05.486		

**63** Albert Costa PRO Emil Frey Racing  
 Giacomo Altoè Lamborghini Huracan GT3 EVO

Nr.	In Day Time	In Time	Out Time	Pit Time	T. Pit Time	Handicap	Penalty
1	17:29:13.419	17:29:13.419	17:39:11.377	9:57.958	9:57.958		
2	17:48:15.793	17:48:15.793	17:57:10.033	8:54.240	18:52.198		
3	18:02:31.166	18:02:31.166	18:03:40.926	1:09.760	20:01.958		
4	18:09:12.950	18:09:12.950	18:11:24.125	2:11.175	22:13.133		

**66** Frederik Schandorff PROAM Vincenzo Sospiri Racing  
 Tuomas Tujula Lamborghini Huracan GT3 EVO

Nr.	In Day Time	In Time	Out Time	Pit Time	T. Pit Time	Handicap	Penalty
1	17:35:19.297	17:35:19.297	17:38:35.038	3:15.741	3:15.741		
2	17:49:55.449	17:49:55.449	17:51:36.248	1:40.799	4:56.540		
3	17:58:48.166	17:58:48.166	18:01:40.836	2:52.670	7:49.210		
4	18:09:05.335	18:09:05.335	18:11:10.847	2:05.512	9:54.722		

**77** Marcin Jedlinski PROAM Olimp Racing  
 Mateusz Lisowski Audi R8 LMS EVO

Nr.	In Day Time	In Time	Out Time	Pit Time	T. Pit Time	Handicap	Penalty
1	17:34:35.508	17:34:35.508	17:38:17.515	3:42.007	3:42.007		
2	17:40:17.531	17:40:17.531	17:40:52.906	35.375	4:17.382		
3	17:48:11.082	17:48:11.082	17:52:03.115	3:52.033	8:09.415		
4	18:00:58.258	18:00:58.258	18:04:01.486	3:03.228	11:12.643		
5	18:09:43.559	18:09:43.559	18:12:02.611	2:19.052	13:31.695		

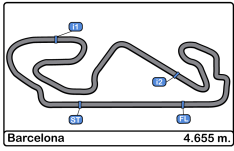
**90** Christoph Lenz PROAM Raton Racing by Target  
 Franck Perera Lamborghini Huracan GT3 EVO

Nr.	In Day Time	In Time	Out Time	Pit Time	T. Pit Time	Handicap	Penalty
1	17:34:01.628	17:34:01.628	17:35:14.760	1:13.132	1:13.132		
2	17:46:08.473	17:46:08.473	17:52:35.243	6:26.770	7:39.902		
3	18:01:39.615	18:01:39.615	18:03:52.391	2:12.776	9:52.678		
4	18:09:32.879	18:09:32.879	18:11:30.751	1:57.872	11:50.550		

**96** Oliver Wilkinson PRO Optimum Motorsport  
 Darren Turner Aston Martin GT3 AMR MY2019

Nr.	In Day Time	In Time	Out Time	Pit Time	T. Pit Time	Handicap	Penalty
1	17:28:30.453	17:28:30.453	17:29:14.733	44.280	44.280		
2	17:38:07.604	17:38:07.604	17:39:54.373	1:46.769	2:31.049		
3	17:47:07.126	17:47:07.126	17:52:24.456	5:17.330	7:48.379		
4	17:59:40.524	17:59:40.524	18:01:54.274	2:13.750	10:02.129		
5	18:08:57.514	18:08:57.514	18:11:27.965	2:30.451	12:32.580		

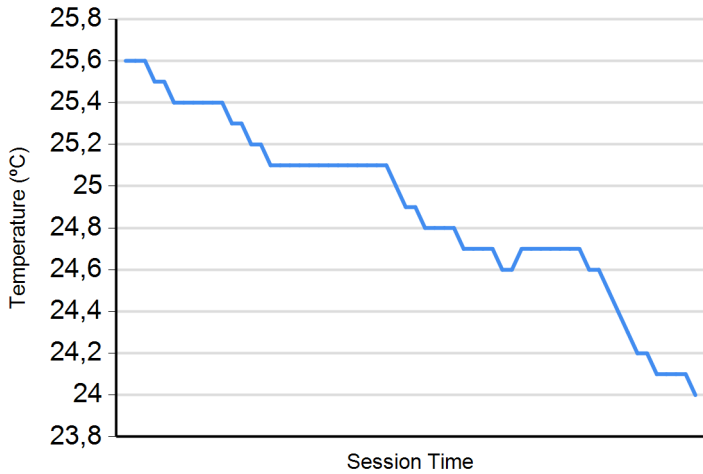




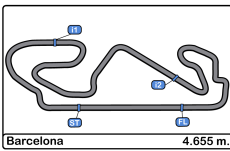
**Circuito de Barcelona**  
**International GT Open**  
**Free Practice - 2**  
**Weather Report**



**Air Temperature**







**Circuito de Barcelona**  
**International GT Open**  
**Free Practice 1 - 2**  
**Combined Results**



Cls	Nº	Entrant/Team	Nat	Driver 1	Nat	Driver 2	Nat	Vehicle	Cat	Cls	Laps	Free Practice - 1	Free Practice - 2	Best	Gap	Interval	Km/h		
1	90	Raton Racing by Target	ITA	Christoph Lenz	CHE	Franck Perera	FRA	Lamborghini Huracan GT3 EVO	PROAM	1	56	1:45.873	10	<b>1:44.693</b>	18	<b>1:44.693</b>		160.0	
2	13	GetSpeed Performance	DEU	Denis Remenyako	RUS	Fabian Schiller	DEU	Mercedes AMG GT3	PROAM	2	59	1:45.866	7	<b>1:44.751</b>	4	<b>1:44.751</b>	0.058	0.058	159.9
3	17	Teo Martín Motorsport	ESP	Fran Rueda	ESP	Andrés Saravia	GTN	McLaren 720 s	PRO	1	38	<b>1:44.780</b>	12	1:45.644	5	<b>1:44.780</b>	0.087	0.029	159.9
4	22	Sports and You	PRT	Marcio Basso	BRA	Guilherme Salas	BRA	Mercedes AMG GT3	PROAM	3	50	<b>1:45.044</b>	4	1:45.942	8	<b>1:45.044</b>	0.351	0.264	159.5
5	59	Teo Martín Motorsport	ESP	Martin Kodrić	HRV	Henrique Chaves	PRT	McLaren 720 s	PRO	2	48	1:45.873	4	<b>1:45.050</b>	6	<b>1:45.050</b>	0.357	0.006	159.5
6	14	Emil Frey Racing	CHE	Norbert Siedler	AUT	Mikaël Grenier	CAN	Lamborghini Huracan GT3 EVO	PRO	3	43	<b>1:45.224</b>	17	1:45.273	14	<b>1:45.224</b>	0.531	0.174	159.2
7	25	HTP Motorsport	DEU	Alexander Hrachowina	AUT	Martin Konrad	AUT	Mercedes AMG GT3	AM	1	39	<b>1:45.269</b>	21	1:45.287	11	<b>1:45.269</b>	0.576	0.045	159.1
8	63	Emil Frey Racing	CHE	Albert Costa	ESP	Giacomo Altoè	ITA	Lamborghini Huracan GT3 EVO	PRO	4	47	1:45.754	6	<b>1:45.282</b>	20	<b>1:45.282</b>	0.589	0.013	159.1
9	33	HTP Motorsport / Winward Racing	DEU	Russell Ward	USA	Indy Dontje	NLD	Mercedes AMG GT3	PROAM	4	49	<b>1:45.369</b>	7	1:45.887	18	<b>1:45.369</b>	0.676	0.087	159.0
10	16	Teo Martín Motorsport	ESP	Marcelo Hahn	BRA	Allam Khodair	BRA	McLaren 720 s	PROAM	5	42	1:45.566	8	<b>1:45.374</b>	7	<b>1:45.374</b>	0.681	0.005	159.0
11	96	Optimum Motorsport	GBR	Oliver Wilkinson	GBR	Darren Turner	GBR	Aston Martin GT3 AMR MY2019	PRO	5	52	1:45.666	6	<b>1:45.433</b>	25	<b>1:45.433</b>	0.740	0.059	158.9
12	19	Raton Racing by Target	ITA	Jiatong Liang	CHN	Raffaele Giammaria	ITA	Lamborghini Huracan GT3 EVO	PROAM	6	56	<b>1:45.488</b>	21	1:45.988	10	<b>1:45.488</b>	0.795	0.055	158.8
13	77	Olimp Racing	POL	Marcin Jedlinski	POL	Mateusz Lisowski	POL	Audi R8 LMS EVO	PROAM	7	54	<b>1:45.498</b>	10	1:46.029	18	<b>1:45.498</b>	0.805	0.010	158.8
14	10	SPS Automotive Performance	DEU	Miguel Ramos	PRT	Fabrizio Crestani	ITA	Mercedes AMG GT3	PRO	6	54	<b>1:45.507</b>	26	1:45.720	17	<b>1:45.507</b>	0.814	0.009	158.8
15	20	SPS Automotive Performance	DEU	Valentin Pierburg	DEU	Tom Onslow-Cole	GBR	Mercedes AMG GT3	PROAM	8	57	1:45.658	9	<b>1:45.508</b>	20	<b>1:45.508</b>	0.815	0.001	158.8
16	12	Ombra Racing	ITA	Federico Leo	ITA	Najiy Razak	MYN	Lamborghini Huracan GT3 EVO	PRO	7	49	1:46.090	17	<b>1:45.673</b>	24	<b>1:45.673</b>	0.980	0.165	158.5
17	66	Vincenzo Sospiri Racing	ITA	Frederik Schandorff	DNK	Tuomas Tujula	FIN	Lamborghini Huracan GT3 EVO	PROAM	9	54	1:46.439	6	<b>1:45.731</b>	23	<b>1:45.731</b>	1.038	0.058	158.4
18	6	Antonelli MotorSport	ITA	Riccardo Agostini	ITA	Loris Spinelli	ITA	Mercedes AMG GT3	PRO	8	53	1:46.391	16	<b>1:45.821</b>	15	<b>1:45.821</b>	1.128	0.090	158.3
19	27	Lazarus Racing	ITA	Ezequiel Perez Companc	ARG	Eliseo Martínez	ESP	Lamborghini Huracan GT3 EVO	PROAM	10	50	1:46.819	17	<b>1:46.325</b>	9	<b>1:46.325</b>	1.632	0.504	157.6
20	3	Senkyr Motorsport	CZE	Beitske Visser	NLD	Richard Gonda	SVK	BMW M6 GT3	PRO	9	38	1:46.976	10	<b>1:46.701</b>	25	<b>1:46.701</b>	2.008	0.376	157.0
21	8	Antonelli MotorSport	ITA	Giuseppe Cipriani	ITA			Mercedes AMG GT3	AM	2	49	1:47.283	18	<b>1:46.853</b>	15	<b>1:46.853</b>	2.160	0.152	156.8
22	11	GetSpeed Performance	DEU	Janine Hill	GBR	John Shoffner	USA	Mercedes AMG GT3	AM	3	56	1:50.197	8	<b>1:49.281</b>	10	<b>1:49.281</b>	4.588	2.428	153.3
23	4	Boutsen Ginion	BEL	Claude-Yves Gosselin	FRA	Pierre Feligioni	FRA	Lamborghini Huracan GT3 EVO	AM	4	23	<b>1:50.344</b>	5	1:52.210	4	<b>1:50.344</b>	5.651	1.063	151.8
24	5	Olimp Racing	POL	Stanislaw Jedlinski	POL			Mercedes AMG GT3	AM	5	47	<b>1:54.965</b>	20	1:56.046	16	<b>1:54.965</b>	10.272	4.621	145.7

CAR 8 TIME 3:34.188 DELETED TRACK LIMITS AT T 15  
 CAR 77 TIME 1:45.907 DELETED TRACK LIMITS AT T 15  
 CAR 14 TIME 1:46.104 DELETED TRACK LIMITS AT T 15

Published at:.....

<b>Stewards:</b>	<b>Race Director:</b>	<b>Timekeeper:</b>
------------------	-----------------------	--------------------

