


Circuito de Barcelona
International GT Open
Qualifying - 1 Driver - 1
Provisional Results



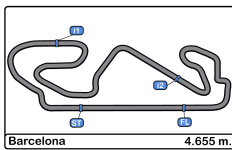
Cls	Nº	Entrant/Team	Nat	Driver 1	Nat	Driver 2	Nat	Vehicle	Cat	Cls	Laps	Best	Time	Gap	Interval	Km/h
1	10	SPS Automotive Performance	DEU	Miguel Ramos	ITA	Fabrizio Crestani	ITA	Mercedes AMG GT3	PRO	1	15	10	1:59.443			140.3
2	14	Emil Frey Racing	CHE	Norbert Siedler	AUT	Mikaël Grenier	CAN	Lamborghini Huracan GT3 EVO	PRO	2	15	10	1:59.754	0.311	0.311	139.9
3	96	Optimum Motorsport	GBR	Oliver Wilkinson	GBR	Darren Turner	GBR	Aston Martin GT3 AMR MY2019	PRO	3	15	6	2:00.043	0.600	0.289	139.5
4	63	Emil Frey Racing	CHE	Albert Costa	ESP	Giacomo Altoè	ITA	Lamborghini Huracan GT3 EVO	PRO	4	15	11	2:00.077	0.634	0.034	139.5
5	59	Teo Martín Motorsport	ESP	Martin Kodrić	HRV	Henrique Chaves	PRY	McLaren 720 s	PRO	5	13	10	2:00.209	0.766	0.132	139.4
6	13	GetSpeed Performance	DEU	Denis Remenyako	RUS	Fabian Schiller	DEU	Mercedes AMG GT3	PROAM	1	13	9	2:00.313	0.870	0.104	139.2
7	66	Vincenzo Sospiri Racing	ITA	Frederik Schandorff	DNK	Tuomas Tujula	FIN	Lamborghini Huracan GT3 EVO	PROAM	2	15	13	2:00.461	1.018	0.148	139.1
8	3	Senkyr Motorsport	CZE	Beitske Visser	NLD	Richard Gonda	SVK	BMW M6 GT3	PRO	6	12	6	2:00.911	1.468	0.450	138.5
9	17	Teo Martín Motorsport	ESP	Fran Rueda	ESP	Andrés Saravia	URY	McLaren 720 s	PRO	7	14	5	2:01.195	1.752	0.284	138.2
10	27	Lazarus Racing	ITA	Ezequiel Perez Companc	ARG	Eliseo Martínez	ESP	Lamborghini Huracan GT3 EVO	PROAM	3	13	8	2:01.281	1.838	0.086	138.1
11	19	Raton Racing by Target	ITA	Jiatong Liang	CHN	Raffaele Giammaria	ITA	Lamborghini Huracan GT3 EVO	PROAM	4	15	12	2:01.316	1.873	0.035	138.1
12	6	Antonelli MotorSport	ITA	Riccardo Agostini	ITA	Loris Spinelli	ITA	Mercedes AMG GT3	PRO	8	14	10	2:01.396	1.953	0.080	138.0
13	12	Ombra Racing	ITA	Federico Leo	ITA	Najiv Razak	MYS	Lamborghini Huracan GT3 EVO	PRO	9	11	7	2:02.152	2.709	0.756	137.1
14	77	Olimp Racing	POL	Marcin Jedlinski	POL	Mateusz Lisowski	POL	Audi R8 LMS EVO	PROAM	5	13	10	2:02.210	2.767	0.058	137.1
15	20	SPS Automotive Performance	DEU	Valentin Pierburg	DEU	Tom Onslow-Cole	GBR	Mercedes AMG GT3	PROAM	6	15	10	2:02.352	2.909	0.142	136.9
16	25	HTP Motorsport	DEU	Alexander Hrachowina	AUT	Martin Konrad	AUT	Mercedes AMG GT3	AM	1	12	9	2:02.564	3.121	0.212	136.7
17	33	HTP Motorsport / Winward Racing	DEU	Russell Ward	USA	Indy Dontje	NLD	Mercedes AMG GT3	PROAM	7	15	8	2:02.767	3.324	0.203	136.5
18	16	Teo Martín Motorsport	ESP	Marcelo Hahn	BRA	Allam Khodair	BRA	McLaren 720 s	PROAM	8	13	10	2:03.089	3.646	0.322	136.1
19	90	Raton Racing by Target	ITA	Christoph Lenz	CHE	Franck Perera	PRY	Lamborghini Huracan GT3 EVO	PROAM	9	14	13	2:03.448	4.005	0.359	135.7
20	8	Antonelli MotorSport	ITA	Giuseppe Cipriani	ITA			Mercedes AMG GT3	AM	2	13	11	2:03.692	4.249	0.244	135.4
21	4	Boutsen Ginion	BEL	Claude-Yves Gosselin	FRA	Pierre Feligioni	FRA	Lamborghini Huracan GT3 EVO	AM	3	9	8	2:03.865	4.422	0.173	135.2
22	11	GetSpeed Performance	DEU	Janine Hill	GBR	John HOFFNER	USA	Mercedes AMG GT3	AM	4	12	11	2:04.652	5.209	0.787	134.4
23	22	Sports and You	PRT	Marcio Basso	BRA	Guilherme Salas	BRA	Mercedes AMG GT3	PROAM	10	8	7	2:10.308	10.865	5.656	128.6
24	5	Olimp Racing	POL	Stanislaw Jedlinski	POL			Mercedes AMG GT3	AM	5	12	7	2:12.143	12.700	1.835	126.8

Published at:.....

Track Temp: 22.4 °C Air Temp: 20.4 °C Humidity: 92 % Track Status: WET

Stewards:	Race Director:	Timekeeper: 
-----------	----------------	---





Circuito de Barcelona
International GT Open
Qualifying - 1 Driver - 1
Provisional Results by Class



Cls	Nº	Entrant/Team	Nat	Driver 1	Nat	Driver 2	Nat	Vehicle	Cat	Cls	Laps	Best	Time	Gap	Interval	Km/h
PRO																
1	10	SPS Automotive Performance	DEU	Miguel Ramos	PRT	Fabrizio Crestani	ITA	Mercedes AMG GT3	PRO	1	15	10	1:59.443			140.3
2	14	Emil Frey Racing	CHE	Norbert Siedler	AUT	Mikaël Grenier	CAN	Lamborghini Huracan GT3 EVO	PRO	2	15	10	1:59.754	0.311	0.311	139.9
3	96	Optimum Motorsport	GBR	Oliver Wilkinson	GBR	Darren Turner	GBR	Aston Martin GT3 AMR MY2019	PRO	3	15	6	2:00.043	0.600	0.289	139.5
4	63	Emil Frey Racing	CHE	Albert Costa	ESP	Giacomo Altoè	ITA	Lamborghini Huracan GT3 EVO	PRO	4	15	11	2:00.077	0.634	0.034	139.5
5	59	Teo Martín Motorsport	ESP	Martin Kodrić	HRV	Henrique Chaves	PRT	McLaren 720 s	PRO	5	13	10	2:00.209	0.766	0.132	139.4
6	3	Senkyr Motorsport	CZE	Beitske Visser	NLD	Richard Gonda	SVK	BMW M6 GT3	PRO	6	12	6	2:00.911	1.468	0.702	138.5
7	17	Teo Martín Motorsport	ESP	Fran Rueda	ESP	Andrés Saravia	GTM	McLaren 720 s	PRO	7	14	5	2:01.195	1.752	0.284	138.2
8	6	Antonelli MotorSport	ITA	Riccardo Agostini	ITA	Loris Spinelli	ITA	Mercedes AMG GT3	PRO	8	14	10	2:01.396	1.953	0.201	138.0
9	12	Ombra Racing	ITA	Federico Leo	ITA	Najiy Razak	MYS	Lamborghini Huracan GT3 EVO	PRO	9	11	7	2:02.152	2.709	0.756	137.1
PROAM																
1	13	GetSpeed Performance	DEU	Denis Remenyako	RUS	Fabian Schiller	DEU	Mercedes AMG GT3	PROAM	1	13	9	2:00.313			139.2
2	66	Vincenzo Sospiri Racing	ITA	Frederik Schandorff	DNK	Tuomas Tujula	FIN	Lamborghini Huracan GT3 EVO	PROAM	2	15	13	2:00.461	0.148	0.148	139.1
3	27	Lazarus Racing	ITA	Ezequiel Perez Companc	ARG	Eliseo Martínez	ESP	Lamborghini Huracan GT3 EVO	PROAM	3	13	8	2:01.281	0.968	0.820	138.1
4	19	Raton Racing by Target	ITA	Jiatong Liang	CHN	Raffaele Giammaria	ITA	Lamborghini Huracan GT3 EVO	PROAM	4	15	12	2:01.316	1.003	0.035	138.1
5	77	Olimp Racing	POL	Marcin Jedlinski	POL	Mateusz Lisowski	POL	Audi R8 LMS EVO	PROAM	5	13	10	2:02.210	1.897	0.894	137.1
6	20	SPS Automotive Performance	DEU	Valentin Pierburg	DEU	Tom Onslow-Cole	GBR	Mercedes AMG GT3	PROAM	6	15	10	2:02.352	2.039	0.142	136.9
7	33	HTP Motorsport / Winward Racing	DEU	Russell Ward	USA	Indy Dontje	NLD	Mercedes AMG GT3	PROAM	7	15	8	2:02.767	2.454	0.415	136.5
8	16	Teo Martín Motorsport	ESP	Marcelo Hahn	BRA	Allam Khodair	BRA	McLaren 720 s	PROAM	8	13	10	2:03.089	2.776	0.322	136.1
9	90	Raton Racing by Target	ITA	Christoph Lenz	CHE	Franck Perera	FIN	Lamborghini Huracan GT3 EVO	PROAM	9	14	13	2:03.448	3.135	0.359	135.7
10	22	Sports and You	PRT	Marcio Basso	BRA	Guilherme Salas	BRA	Mercedes AMG GT3	PROAM	10	8	7	2:10.308	9.995	6.860	128.6
AM																
1	25	HTP Motorsport	DEU	Alexander Hrachowina	AUT	Martin Konrad	AUT	Mercedes AMG GT3	AM	1	12	9	2:02.564			136.7
2	8	Antonelli MotorSport	ITA	Giuseppe Cipriani	ITA			Mercedes AMG GT3	AM	2	13	11	2:03.692	1.128	1.128	135.4
3	4	Boutsen Ginion	BEL	Claude-Yves Gosselin	FRA	Pierre Feligioni	FRA	Lamborghini Huracan GT3 EVO	AM	3	9	8	2:03.865	1.301	0.173	135.2
4	11	GetSpeed Performance	DEU	Janine Hill	GBR	John Shoffner	USA	Mercedes AMG GT3	AM	4	12	11	2:04.652	2.088	0.787	134.4
5	5	Olimp Racing	POL	Stanislaw Jedlinski	POL			Mercedes AMG GT3	AM	5	12	7	2:12.143	9.579	7.491	126.8

Published at:.....

Track Temp: 22.4 °C Air Temp: 20.4 °C Humidity: 92 % Track Status: WET

Stewards:	Race Director:	Timekeeper:
------------------	-----------------------	--------------------



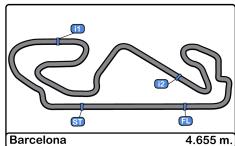


Circuit de Barcelona
International GT Open
Qualifying - 1 Driver - 1
Lap Analysis



3							6								
1 Beitske Visser			BMW M6 GT3				1 Riccardo Agostini			Mercedes AMG GT3					
PRO			Senkyr Motorsport				PRO			Antonelli MotorSport					
2 Richard Gonda							2 Loris Spinelli								
Lap	D	Time	Sector 1	Sector 2	Sector 3	T. Spd	Elapsed	Lap	D	Time	Sector 1	Sector 2	Sector 3	T. Spd	Elapsed
1	2	10:38:41.615	10:36:59.602	54.326	47.687	148.9	10:38:41.615	1	1	10:38:28.487	10:36:50.104	54.236	44.147	164.3	10:38:28.487
2	2	2:07.148	37.434	47.784	41.930	194.2	10:40:48.763	2	1	2:05.695	36.153	47.683	41.859	236.3	10:40:34.182
3	2	2:04.576	35.788	46.926	41.862	235.8	10:42:53.339	3	1	2:05.386	36.588	47.321	41.477	251.7	10:42:39.568
4	2	2:08.921 P	35.353	47.398	46.170	251.7	10:45:02.260	4	1	2:04.122	35.798	47.123	41.201	243.2	10:44:43.690
5	2	3:04.110	1:36.276	46.772	41.062	183.9	10:48:06.370	5	1	2:03.519	35.484	46.123	41.912	254.1	10:46:47.209
6	2	2:00.911	34.488	45.728	40.695	256.5	10:50:07.281	6	1	2:03.112	35.568	46.089	41.455	254.1	10:48:50.321
7	2	2:01.898	34.576	46.076	41.246	258.9	10:52:09.179	7	1	2:09.985 P	36.486	46.730	46.769	253.5	10:51:00.306
8	2	2:05.979 P	34.483	45.837	45.659	256.5	10:54:15.158	8	1	5:11.009	3:41.832	47.857	41.320	172.5	10:56:11.315
9	2	5:43.341	4:11.605	46.959	44.777	161.4	10:59:58.499	9	1	2:01.407	35.075	45.574	40.758	254.1	10:58:12.722
10	2	2:01.865	34.430	45.853	41.582	258.3	11:02:00.364	10	1	2:01.396	34.583	45.587	41.226	254.1	11:00:14.118
11	2	2:02.712	34.733	46.339	41.640	257.1	11:04:03.076	11	1	2:02.322	34.628	46.359	41.335	252.9	11:02:16.440
12	2	2:07.873 P	34.914	46.796	46.163	256.5	11:06:10.949	12	1	2:20.484	38.343	55.737	46.404	253.5	11:04:36.924
4							8								
1 Claude-Yves Gosselin			Lamborghini Huracan GT3 EVO				1 Giuseppe Cipriani			Mercedes AMG GT3					
AM			Boutsen Ginion				AM			Antonelli MotorSport					
2 Pierre Feligioni							2								
Lap	D	Time	Sector 1	Sector 2	Sector 3	T. Spd	Elapsed	Lap	D	Time	Sector 1	Sector 2	Sector 3	T. Spd	Elapsed
1	1	10:47:03.136 P	10:45:07.828	56.883	58.425	140.8	10:47:03.136	1	1	10:42:36.301	10:40:47.395	58.588	50.318	154.7	10:42:36.301
2	1	5:24.691	3:46.747	52.121	45.823	148.5	10:52:27.827	2	1	2:15.370	38.089	52.258	45.023	227.8	10:44:51.671
3	1	2:08.408	37.321	48.861	42.226	245.4	10:54:36.235	3	1	2:08.860	36.755	49.319	42.786	242.1	10:47:00.531
4	1	2:05.782	36.048	47.645	42.089	250.0	10:56:42.017	4	1	2:08.520	36.543	48.434	43.543	248.8	10:49:09.051
5	1	2:05.181	36.270	47.323	41.588	249.4	10:58:47.198	5	1	2:06.730	36.221	48.096	42.413	250.0	10:51:15.781
6	1	2:20.022 P	36.288	50.530	53.204	249.4	11:01:07.220	6	1	2:06.417	35.974	47.943	42.500	250.0	10:53:22.198
7	1	3:14.505	1:44.584	47.991	41.930	172.5	11:04:21.725	7	1	2:05.897	36.145	47.402	42.350	249.4	10:55:28.095
8	1	2:03.865	35.250	46.911	41.704	251.1	11:06:25.590	8	1	2:05.924	35.828	47.504	42.592	249.4	10:57:34.019
9	1	2:15.915 P	36.268	48.490	51.157	249.4	11:08:41.505	9	1	2:11.896 P	35.895	47.580	48.421	248.8	10:59:45.915
5							10								
1 Stanislaw Jedlinski			Mercedes AMG GT3				1 Miguel Ramos			Mercedes AMG GT3					
AM			Olimp Racing				PRO			SPS Automotive Performance					
2							2 Fabrizio Crestani								
Lap	D	Time	Sector 1	Sector 2	Sector 3	T. Spd	Elapsed	Lap	D	Time	Sector 1	Sector 2	Sector 3	T. Spd	Elapsed
1	1	10:42:15.815	10:40:23.519	1:03.509	48.787	108.0	10:42:15.815	1	2	10:38:23.040	10:36:51.251	49.312	42.477	180.6	10:38:23.040
2	1	2:26.618	40.812	57.325	48.481	230.2	10:44:42.433	2	2	2:03.385	35.495	47.227	40.663	248.2	10:40:26.425
3	1	2:23.718	41.302	54.323	48.093	220.8	10:47:06.151	3	2	2:04.541	35.762	46.857	41.922	236.3	10:42:30.966
4	1	2:21.945	39.503	56.816	45.626	235.2	10:49:28.096	4	2	2:01.281	34.705	45.961	40.615	251.1	10:44:32.247
5	1	2:14.718	38.527	51.720	44.471	247.1	10:51:42.814	5	2	2:00.922	34.983	45.321	40.618	252.9	10:46:33.169
6	1	2:14.728	38.208	53.139	43.381	251.1	10:53:57.542	6	2	2:01.089	35.001	45.466	40.622	252.9	10:48:34.258
7	1	2:12.143	37.830	50.974	43.339	248.2	10:56:09.685	7	2	2:02.416	36.051	45.950	40.415	243.2	10:50:36.674
8	1	2:14.338	38.408	50.131	45.799	251.1	10:58:24.023	8	2	2:05.546 P	34.427	45.408	45.711	250.5	10:52:42.220
9	1	2:12.713	37.923	51.879	42.911	251.1	11:00:36.736	9	2	3:37.376	2:12.182	45.064	40.130	186.5	10:56:19.596
10	1	2:14.618	39.716	51.604	43.298	247.7	11:02:51.354	10	2	1:59.443	34.040	45.018	40.385	255.3	10:58:19.039
11	1	2:12.447	37.618	49.239	45.590	248.8	11:05:03.801	11	2	2:00.044	34.270	45.329	40.445	255.3	11:00:19.083
12	1	2:22.637 P	37.130	50.587	54.920	251.1	11:07:26.438	12	2	2:00.417	34.131	45.461	40.825	255.3	11:02:19.500
							14								
							15								
							16								
							17								
							18								
							19								
							20								
							21								
							22								
							23								
							24								
							25								
							26								
							27								
							28								
							29								
							30								
							31								
							32								
							33								
							34								
							35								
							36								
							37								
							38								
							39								
							40								
							41								
							42								
							43								
							44								
							45								
							46								
							47								
							48								
							49								
							50								
							51								
							52								
							53								
							54								
							55								
							56								
							57								
							58								
							59								
							60								
							61								
							62								
							63								
							64								
							65								
							66								
							67								
							68								
							69								
							70								
							71								
							72								
							73								
							74								
							75								
							76								
							77								
							78								
							79								
							80								
							81								
							82								
							83								
							84								
							85								
							86								
							87								
							88								
							89								
							90								
							91								
							92								
							93								
							94								
							95								
							96								
							97								
							98								
							99								
							100								





Circuit de Barcelona
International GT Open
Qualifying - 1 Driver - 1
Lap Analysis



11	1 Janine Hill	Mercedes AMG GT3	14	1 Norbert Siedler	Lamborghini Huracan GT3 EVO
AM	2 John Shoffner	GetSpeed Performance	PRO	2 Mikaël Grenier	Emil Frey Racing

Lap	D	Time	Sector 1	Sector 2	Sector 3	T. Spd	Elapsed	Lap	D	Time	Sector 1	Sector 2	Sector 3	T. Spd	Elapsed
1	1	10:44:10.342	10:42:24.720	58.597	47.025	171.1	10:44:10.342	1	1	10:39:36.803	10:38:05.717	50.021	41.065	149.7	10:39:36.803
2	1	2:12.905	38.690	50.576	43.639	238.4	10:46:23.247	2	1	2:01.665	35.181	46.437	40.047	251.7	10:41:38.468
3	1	2:09.880	37.820	49.055	43.005	250.5	10:48:33.127	3	1	2:01.142	35.218	45.673	40.251	254.1	10:43:39.610
4	1	2:10.354	37.390	49.281	43.683	251.7	10:50:43.481	4	1	2:01.014	34.704	45.953	40.357	255.3	10:45:40.624
5	1	2:08.684	36.937	49.120	42.627	252.9	10:52:52.165	5	1	2:03.151	35.087	46.553	41.511	254.1	10:47:43.775
6	1	2:08.608	36.810	49.136	42.662	254.1	10:55:00.773	6	1	2:01.374	34.436	45.493	41.445	255.9	10:49:45.149
7	1	2:06.132	35.463	48.020	42.649	254.7	10:57:06.905	7	1	2:01.293	34.570	45.796	40.927	256.5	10:51:46.442
8	1	2:10.538	37.561	49.719	43.258	243.7	10:59:17.443	8	1	2:07.365 P	35.023	46.355	45.987	256.5	10:53:53.807
9	1	2:05.731	35.939	47.603	42.189	251.7	11:01:23.174	9	1	2:59.300	1:33.335	45.723	40.242	184.3	10:56:53.107
10	1	2:06.267	35.743	47.914	42.610	254.7	11:03:29.441	10	1	1:59.754	34.011	45.251	40.492	255.9	10:58:52.861
11	1	2:04.652	35.087	47.398	42.167	254.7	11:05:34.093	11	1	2:04.868	34.017	46.277	44.574	257.1	11:00:57.729
12	1	2:58.089 P	35.070	1:31.410	51.609	253.5	11:08:32.182	12	1	2:00.072	33.873	45.598	40.601	257.7	11:02:57.801

12	1 Federico Leo	Lamborghini Huracan GT3 EVO	13	1 Marcelo Hahn	McLaren 720 s
PRO	2 Najji Razak	Ombra Racing	PROAM	2 Allam Khodair	Teo Martín Motorsport

Lap	D	Time	Sector 1	Sector 2	Sector 3	T. Spd	Elapsed	Lap	D	Time	Sector 1	Sector 2	Sector 3	T. Spd	Elapsed
1	2	10:47:24.904	10:45:43.046	56.999	44.859	101.0	10:47:24.904	1	1	10:42:01.964	10:40:30.126	50.416	41.422	169.2	10:42:01.964
2	2	2:04.784	36.017	47.395	41.372	254.1	10:49:29.688	2	1	2:05.958	36.419	47.749	41.790	245.4	10:44:07.922
3	2	2:03.148	35.487	46.616	41.045	255.9	10:51:32.836	3	1	2:04.899	35.780	47.147	41.972	244.8	10:46:12.821
4	2	2:03.813	34.878	46.850	42.085	258.3	10:53:36.649	4	1	2:42.161	35.774	46.907	1:19.480	250.5	10:48:54.982
5	2	2:03.275	35.587	46.600	41.088	257.1	10:55:39.924	5	1	2:04.484	35.512	47.066	41.906	249.4	10:50:59.466
6	2	2:02.992	35.179	46.671	41.142	256.5	10:57:42.916	6	1	2:03.788	35.385	46.715	41.688	255.3	10:53:03.254
7	2	2:02.152	34.715	46.168	41.269	256.5	10:59:45.068	7	1	2:04.650	35.718	47.401	41.531	228.8	10:55:07.904
8	2	2:03.812	35.035	47.593	41.184	255.9	11:01:48.880	8	1	2:11.270 P	35.374	47.350	48.546	257.1	10:57:19.174
9	2	2:02.263	34.858	46.143	41.262	255.3	11:03:51.143	9	1	3:25.893	1:58.208	46.387	41.298	121.6	11:00:45.067
10	2	2:02.956	35.164	46.288	41.504	257.1	11:05:54.099	10	1	2:03.089	34.753	46.760	41.576	257.7	11:02:48.156
11	2	2:26.273 P	34.734	57.940	53.599	257.1	11:08:20.372	11	1	2:03.830	34.595	47.307	41.928	256.5	11:04:51.986

13	1 Denis Remenyako	Mercedes AMG GT3	14	1 Fran Rueda	McLaren 720 s
PROAM	2 Fabian Schiller	GetSpeed Performance	PRO	2 Andrés Saravia	Teo Martín Motorsport

Lap	D	Time	Sector 1	Sector 2	Sector 3	T. Spd	Elapsed	Lap	D	Time	Sector 1	Sector 2	Sector 3	T. Spd	Elapsed
1	2	10:39:14.117	10:37:45.289	47.754	41.074	184.6	10:39:14.117	1	1	10:40:16.894	10:38:43.711	51.200	41.983	174.7	10:40:16.894
2	2	2:02.169	35.216	46.188	40.765	251.1	10:41:16.286	2	1	2:03.474	35.471	47.416	40.587	252.9	10:42:20.368
3	2	2:01.994	34.929	46.019	41.046	252.3	10:43:18.280	3	1	2:01.464	34.837	45.726	40.901	257.1	10:44:21.832
4	2	2:01.424	34.899	45.942	40.583	253.5	10:45:19.704	4	1	2:01.646	34.546	46.068	41.032	255.3	10:46:23.478
5	2	2:01.422	34.796	45.796	40.830	253.5	10:47:21.126	5	1	2:01.195	34.761	45.711	40.723	252.9	10:48:24.673
6	2	2:08.137 P	35.441	46.355	46.341	254.7	10:49:29.263	6	1	2:01.333	34.569	45.886	40.878	254.1	10:50:26.006
7	2	5:28.336	4:01.229	46.906	40.201	187.5	10:54:57.599	7	1	2:08.319 P	34.926	45.717	47.676	255.9	10:52:34.325
8	2	2:00.961	34.311	45.986	40.664	255.3	10:56:58.560	8	1	3:25.555	1:47.402	53.204	44.949	169.0	10:55:59.880
9	2	2:00.313	34.207	45.455	40.651	253.5	10:58:58.873	9	1	2:01.336	34.598	46.254	40.484	256.5	10:58:01.216
10	2	2:09.754 P	35.455	47.890	46.409	255.3	11:01:08.627	10	1	2:01.228	34.447	46.080	40.701	256.5	11:00:02.444
11	2	3:08.480	1:42.185	45.796	40.499	186.2	11:04:17.107	11	1	2:01.582	34.403	46.113	41.066	257.7	11:02:04.026
12	2	2:00.552	33.945	45.461	41.146	254.1	11:06:17.659	12	1	2:01.250	34.349	45.932	40.969	258.3	11:04:05.276
13	2	2:16.044 P	34.532	48.954	52.558	253.5	11:08:33.703	13	1	2:01.950	34.644	46.108	41.198	258.9	11:06:07.226
								14	1	2:18.499 P	36.856	52.044	49.599	208.8	11:08:25.725





Circuit de Barcelona
International GT Open
Qualifying - 1 Driver - 1
Lap Analysis



19

1 Jiatong Liang
 Lamborghini Huracan GT3 EVO
 PROAM 2 Raffaele Giammaria
 Raton Racing by Target

Lap	D	Time	Sector 1	Sector 2	Sector 3	T. Spd	Elapsed
1	1	10:38:45.122	10:37:02.718	54.828	47.576	137.7	10:38:45.122
2	1	2:19.671	42.627	53.257	43.787	170.0	10:41:04.793
3	1	2:13.503	40.009	50.841	42.653	194.9	10:43:18.296
4	1	2:07.987	37.390	48.466	42.131	216.4	10:45:26.283
5	1	2:05.580	36.584	47.235	41.761	236.3	10:47:31.863
6	1	2:04.887	35.869	47.431	41.587	239.4	10:49:36.750
7	1	2:04.018	35.526	47.026	41.466	251.7	10:51:40.768
8	1	2:02.707	35.172	46.237	41.298	251.7	10:53:43.475
9	1	2:02.398	34.804	46.391	41.203	254.1	10:55:45.873
10	1	2:12.585 P	36.628	47.479	48.478	231.2	10:57:58.458
11	1	3:00.252	1:25.701	46.835	47.716	188.4	11:00:58.710
12	1	2:01.316	34.448	45.762	41.106	253.5	11:03:00.026
13	1	2:02.421	34.707	45.923	41.791	253.5	11:05:02.447
14	1	2:01.537	34.450	45.781	41.306	254.1	11:07:03.984
15	1	2:33.814 P	41.302	58.960	53.552	184.9	11:09:37.798

25

1 Alexander Hrachowina
 Mercedes AMG GT3
 AM 2 Martin Konrad
 HTP Motorsport

Lap	D	Time	Sector 1	Sector 2	Sector 3	T. Spd	Elapsed
1	2	10:42:42.053	10:41:03.929	54.120	44.004	157.8	10:42:42.053
2	2	2:07.607	36.753	49.160	41.694	211.7	10:44:49.660
3	2	2:05.500	35.766	47.942	41.792	250.0	10:46:55.160
4	2	2:03.720	35.215	47.386	41.119	251.1	10:48:58.880
5	2	2:03.715	35.056	47.029	41.630	251.7	10:51:02.595
6	2	2:03.165	34.951	46.767	41.447	253.5	10:53:05.760
7	2	2:10.362 P	35.119	47.509	47.734	254.1	10:55:16.122
8	2	3:40.734	2:09.248	45.745	45.741	186.8	10:58:56.856
9	2	2:02.564	34.272	46.522	41.770	254.7	11:00:59.420
10	2	2:04.339	34.500	46.630	43.209	255.3	11:03:03.759
11	2	2:02.977	34.455	46.803	41.719	253.5	11:05:06.736
12	2	2:09.425 P	34.734	47.139	47.552	254.7	11:07:16.161

20

1 Valentin Pierburg
 Mercedes AMG GT3
 PROAM 2 Tom Onslow-Cole
 SPS Automotive Performance

Lap	D	Time	Sector 1	Sector 2	Sector 3	T. Spd	Elapsed
1	1	10:38:37.876	10:36:55.607	57.216	45.053	154.7	10:38:37.876
2	1	2:09.707	39.446	48.505	41.756	211.3	10:40:47.583
3	1	2:07.857	36.160	49.018	42.679	232.2	10:42:55.440
4	1	2:04.008	36.156	46.642	41.210	248.8	10:44:59.448
5	1	2:04.390	35.631	46.824	41.935	251.7	10:47:03.838
6	1	2:03.707	34.979	46.909	41.819	252.9	10:49:07.545
7	1	2:02.626	35.130	46.382	41.114	251.7	10:51:10.171
8	1	2:02.439	35.073	46.102	41.264	252.9	10:53:12.610
9	1	2:03.040	35.051	46.364	41.625	252.9	10:55:15.650
10	1	2:02.352	34.809	46.127	41.416	253.5	10:57:18.002
11	1	2:02.685	35.056	46.281	41.348	252.3	10:59:20.687
12	1	2:08.769 P	34.887	46.375	47.507	255.3	11:01:29.456
13	1	2:50.440	1:21.406	47.762	41.272	183.3	11:04:19.896
14	1	2:02.555	34.487	45.726	42.342	253.5	11:06:22.451
15	1	2:13.903 P	36.293	48.325	49.285	223.1	11:08:36.354

22

1 Marcio Basso
 Mercedes AMG GT3
 PROAM 2 Guilherme Salas
 Sports and You

Lap	D	Time	Sector 1	Sector 2	Sector 3	T. Spd	Elapsed
1	1	10:52:29.829	10:50:41.088	56.152	52.589	136.8	10:52:29.829
2	1	2:19.026	39.611	53.288	46.127	218.6	10:54:48.855
3	1	2:17.105	39.235	52.549	45.321	224.0	10:57:05.960
4	1	2:18.189	38.293	52.225	47.671	220.8	10:59:24.149
5	1	2:11.391	37.290	50.118	43.983	247.7	11:01:35.540
6	1	2:10.956	37.307	49.906	43.743	246.0	11:03:46.496
7	1	2:10.308	36.811	49.608	43.889	249.4	11:05:56.804
8	1	2:22.117 P	36.387	52.629	53.101	250.5	11:08:18.921

27

1 Ezequiel Perez Companc
 Lamborghini Huracan GT3 EVO
 PROAM 2 Eliseo Martínez
 Lazarus Racing

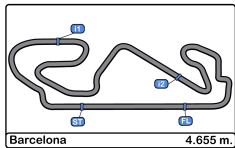
Lap	D	Time	Sector 1	Sector 2	Sector 3	T. Spd	Elapsed
1	1	10:41:24.724	10:39:47.164	54.788	42.772	127.5	10:41:24.724
2	1	2:04.238	36.386	47.096	40.756	230.2	10:43:28.962
3	1	2:02.203	35.040	46.404	40.759	251.7	10:45:31.165
4	1	2:01.695	34.755	46.157	40.783	251.7	10:47:32.860
5	1	2:09.332 P	35.742	47.694	45.896	234.7	10:49:42.192
6	1	3:27.492	1:57.027	46.605	43.860	104.7	10:53:09.684
7	1	2:10.482	34.540	45.960	49.982	254.1	10:55:20.166
8	1	2:01.281	34.231	46.311	40.739	254.1	10:57:21.447
9	1	2:01.597	34.776	46.025	40.796	255.3	10:59:23.044
10	1	2:01.736	34.543	46.047	41.146	255.9	11:01:24.780
11	1	2:01.870	34.761	46.158	40.951	253.5	11:03:26.650
12	1	2:03.172	34.618	46.493	42.061	254.1	11:05:29.822
13	1	2:11.672 P	34.710	48.333	48.629	252.3	11:07:41.494

33

1 Russell Ward
 Mercedes AMG GT3
 PROAM 2 Indy Dontje
 HTP Motorsport / Winward Racing

Lap	D	Time	Sector 1	Sector 2	Sector 3	T. Spd	Elapsed
1	1	10:40:22.605	10:38:39.834	57.313	45.458	151.8	10:40:22.605
2	1	2:09.360	37.788	48.326	43.246	195.6	10:42:31.965
3	1	2:05.493	35.665	47.354	42.474	228.3	10:44:37.458
4	1	2:05.499	35.484	47.909	42.106	252.9	10:46:42.957
5	1	2:03.373	35.132	46.666	41.575	252.9	10:48:46.330
6	1	2:04.154	35.345	46.834	41.975	254.1	10:50:50.484
7	1	2:03.205	34.987	46.606	41.612	254.7	10:52:53.689
8	1	2:02.767	34.939	46.484	41.344	254.7	10:54:56.456
9	1	2:04.158	35.011	47.273	41.874	254.7	10:57:00.614
10	1	2:03.191	34.765	46.433	41.993	255.9	10:59:03.805
11	1	2:03.592	34.835	46.512	42.245	255.9	11:01:07.397
12	1	2:03.024	34.630	46.670	41.724	255.3	11:03:10.421
13	1	2:04.012	34.677	46.759	42.576	255.3	11:05:14.433
14	1	2:03.483	34.666	46.499	42.318	255.9	11:07:17.916
15	1	2:11.712 P	34.827	48.158	48.727	255.3	11:09:29.628





Circuit de Barcelona
International GT Open
Qualifying - 1 Driver - 1
Lap Analysis



59

1 Martin Kodrić McLaren 720 s
 2 Henrique Chaves Teo Martin Motorsport

77

1 Marcin Jedlinski Audi R8 LMS EVO
 2 Mateusz Lisowski Olimp Racing

Lap	D	Time	Sector 1	Sector 2	Sector 3	T. Spd	Elapsed	Lap	D	Time	Sector 1	Sector 2	Sector 3	T. Spd	Elapsed
1	1	10:41:12.089	10:39:33.125	54.548	44.416	113.6	10:41:12.089	1	1	10:41:00.283	10:39:18.225	58.182	43.876	115.8	10:41:00.283
2	1	2:02.974	35.388	46.898	40.688	239.4	10:43:15.063	2	1	2:06.479	36.876	48.560	41.043	250.0	10:43:06.762
3	1	2:01.029	34.814	45.763	40.452	257.1	10:45:16.092	3	1	2:03.675	35.636	46.761	41.278	251.7	10:45:10.437
4	1	2:02.483	34.725	46.729	41.029	257.1	10:47:18.575	4	1	2:03.943	35.416	47.250	41.277	253.5	10:47:14.380
5	1	2:02.357	34.740	46.266	41.351	257.7	10:49:20.932	5	1	2:03.705	35.279	46.917	41.509	255.3	10:49:18.085
6	1	2:10.355	39.633	48.920	41.802	258.9	10:51:31.287	6	1	2:03.009	34.773	46.667	41.569	255.9	10:51:21.094
7	1	2:01.875	34.660	46.008	41.207	258.9	10:53:33.162	7	1	2:18.717	34.939	46.643	57.135	257.1	10:53:39.811
8	1	2:11.518 P	36.849	46.381	48.288	219.9	10:55:44.680	8	1	2:11.924 P	35.884	47.441	48.599	254.1	10:55:51.735
9	1	4:23.247	2:45.358	52.195	45.694	160.9	11:00:07.927	9	1	4:48.155	3:20.531	46.399	41.225	186.8	11:00:39.890
10	1	2:00.209	34.077	45.421	40.711	260.8	11:02:08.136	10	1	2:02.210	34.526	46.560	41.124	258.3	11:02:42.100
11	1	2:00.827	34.234	45.665	40.928	260.2	11:04:08.963	11	1	2:03.320	34.767	46.640	41.913	256.5	11:04:45.420
12	1	2:01.296	34.145	45.981	41.170	260.2	11:06:10.259	12	1	2:03.978	35.042	46.973	41.963	257.1	11:06:49.398
13	1	2:19.589 P	36.455	51.830	51.304	212.1	11:08:29.848	13	1	2:20.651 P	37.051	48.523	55.077	222.6	11:09:10.049

63

1 Albert Costa Lamborghini Huracan GT3 EVO
 2 Giacomo Altoè Emil Frey Racing

90

1 Christoph Lenz Lamborghini Huracan GT3 EVO
 2 Franck Perera Raton Racing by Target

Lap	D	Time	Sector 1	Sector 2	Sector 3	T. Spd	Elapsed	Lap	D	Time	Sector 1	Sector 2	Sector 3	T. Spd	Elapsed
1	2	10:39:40.250	10:38:08.768	49.553	41.929	156.5	10:39:40.250	1	1	10:39:19.698	10:37:32.246	1:00.494	46.958	160.4	10:39:19.698
2	2	2:03.436	35.744	46.857	40.835	242.1	10:41:43.686	2	1	2:16.619	40.755	51.711	44.153	200.0	10:41:36.317
3	2	2:02.780	35.206	47.403	40.171	254.1	10:43:46.466	3	1	2:14.902	39.099	52.132	43.671	213.4	10:43:51.219
4	2	2:00.812	34.697	45.610	40.505	252.9	10:45:47.278	4	1	2:09.334	37.843	49.007	42.484	234.7	10:46:00.553
5	2	2:01.070	35.100	45.366	40.604	253.5	10:47:48.348	5	1	2:07.934	36.802	48.365	42.767	239.4	10:48:08.487
6	2	2:01.205	34.704	45.721	40.780	256.5	10:49:49.553	6	1	2:07.399	37.105	48.017	42.277	245.4	10:50:15.886
7	2	2:01.570	34.575	45.552	41.443	256.5	10:51:51.123	7	1	2:07.843	37.072	48.265	42.506	249.4	10:52:23.729
8	2	2:01.925	34.461	46.140	41.324	256.5	10:53:53.048	8	1	2:12.778 P	36.626	47.835	48.317	250.0	10:54:36.507
9	2	2:05.669 P	34.645	46.066	44.958	255.9	10:55:58.717	9	1	3:08.590	1:38.118	49.177	41.295	184.9	10:57:45.097
10	2	3:18.879	1:52.754	45.688	40.437	188.8	10:59:17.596	10	1	2:04.274	35.790	47.242	41.242	248.8	10:59:49.371
11	2	2:00.077	34.113	45.424	40.540	255.3	11:01:17.673	11	1	2:03.494	35.372	46.852	41.270	252.3	11:01:52.865
12	2	2:00.922	34.144	46.176	40.602	255.3	11:03:18.595	12	1	2:03.793	35.455	46.755	41.583	250.5	11:03:56.658
13	2	2:01.196	34.224	46.102	40.870	255.9	11:05:19.791	13	1	2:03.448	35.474	46.427	41.547	251.1	11:06:00.106
14	2	2:02.090	34.231	46.827	41.032	255.3	11:07:21.881	14	1	2:13.336 P	35.149	48.913	49.274	251.7	11:08:13.442
15	2	2:09.698 P	34.445	46.863	48.390	256.5	11:09:31.579								

66

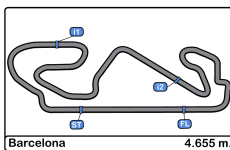
1 Frederik Schandorff Lamborghini Huracan GT3 EVO
 2 Tuomas Tujala Vincenzo Sospiri Racing

96

1 Oliver Wilkinson Aston Martin GT3 AMR MY2019
 2 Darren Turner Optimum Motorsport

Lap	D	Time	Sector 1	Sector 2	Sector 3	T. Spd	Elapsed	Lap	D	Time	Sector 1	Sector 2	Sector 3	T. Spd	Elapsed
1	2	10:38:43.778	10:37:04.285	53.255	46.238	173.3	10:38:43.778	1	2	10:38:32.795	10:37:01.814	50.069	40.912	157.2	10:38:32.795
2	2	2:12.736	37.748	50.088	44.900	196.3	10:40:56.514	2	2	2:02.182	35.123	46.708	40.351	250.5	10:40:34.977
3	2	2:02.992	35.494	47.024	40.474	244.8	10:42:59.506	3	2	2:01.584	34.696	46.652	40.236	253.5	10:42:36.561
4	2	2:01.327	34.676	46.527	40.124	252.3	10:45:00.833	4	2	2:02.022	34.380	45.898	41.744	254.1	10:44:38.583
5	2	2:07.948 P	35.618	46.098	46.232	247.1	10:47:08.781	5	2	2:00.559	34.530	45.673	40.356	253.5	10:46:39.142
6	2	3:00.684	1:27.551	46.201	46.932	183.0	10:50:09.465	6	2	2:00.043	34.324	45.519	40.200	254.7	10:48:39.185
7	2	2:15.312	45.718	46.970	42.624	253.5	10:52:24.777	7	2	2:05.496 P	34.197	46.171	45.128	255.9	10:50:44.681
8	2	2:01.335	35.047	45.891	40.397	256.5	10:54:26.112	8	2	4:21.083	2:55.000	45.628	40.455	184.9	10:55:05.764
9	2	2:00.745	34.858	45.658	40.229	254.7	10:56:26.857	9	2	2:00.445	33.904	45.549	40.992	256.5	10:57:06.209
10	2	2:00.871	34.402	45.612	40.857	255.9	10:58:27.728	10	2	2:00.672	34.111	45.894	40.667	255.3	10:59:06.881
11	2	2:05.443 P	34.840	46.312	44.291	255.3	11:00:33.171	11	2	2:06.937	34.173	46.076	46.688	256.5	11:01:13.818
12	2	2:56.928	1:27.803	47.130	41.995	184.9	11:03:30.099	12	2	2:01.050	33.981	45.940	41.129	253.5	11:03:14.868
13	2	2:00.461	34.324	45.672	40.465	257.1	11:05:30.560	13	2	2:12.218	38.551	52.260	41.407	227.8	11:05:27.086
14	2	2:01.177	34.341	46.196	40.640	255.9	11:07:31.737	14	2	2:01.587	34.129	45.854	41.604	254.1	11:07:28.673
15	2	2:31.194 P	34.675	58.284	58.235	255.9	11:10:02.931	15	2	2:10.955 P	36.205	46.656	48.094	225.9	11:09:39.628



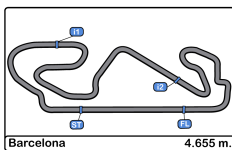


Circuito de Barcelona
International GT Open
Qualifying - 1 Driver - 1
Best Sectors Results



Sector - 1				Sector - 2				Sector - 3				Ideal Lap vs Best Lap				
Clas	Nº	Driver	Time	Nº	Driver	Time	Nº	Driver	Time	Clas	Nº	Driver	Ideal Lap	Best Lap	Clas	
1	14	Norbert Siedler	33.873	10	Fabrizio Crestani	45.018	14	Norbert Siedler	40.047	1	10	Fabrizio Crestani	1:59.029	1:59.443	1	
2	10	Fabrizio Crestani	33.881	14	Norbert Siedler	45.251	66	Tuomas Tujula	40.124	2	14	Norbert Siedler	1:59.171	1:59.754	2	
3	96	Darren Turner	33.904	63	Giacomo Altoè	45.366	10	Fabrizio Crestani	40.130	3	13	Fabian Schiller	1:59.601	2:00.313	6	
4	13	Fabian Schiller	33.945	59	Martin Kodrić	45.421	63	Giacomo Altoè	40.171	4	96	Darren Turner	1:59.623	2:00.043	3	
5	59	Martin Kodrić	34.077	13	Fabian Schiller	45.455	96	Darren Turner	40.200	5	63	Giacomo Altoè	1:59.650	2:00.077	4	
6	63	Giacomo Altoè	34.113	96	Darren Turner	45.519	13	Fabian Schiller	40.201	6	59	Martin Kodrić	1:59.950	2:00.209	5	
7	27	Ezequiel Perez Compa	34.231	6	Riccardo Agostini	45.574	59	Martin Kodrić	40.452	7	66	Tuomas Tujula	2:00.060	2:00.461	7	
8	25	Martin Konrad	34.272	66	Tuomas Tujula	45.612	17	Fran Rueda	40.484	8	17	Fran Rueda	2:00.544	2:01.195	9	
9	66	Tuomas Tujula	34.324	17	Fran Rueda	45.711	3	Richard Gonda	40.695	9	3	Richard Gonda	2:00.853	2:00.911	8	
10	17	Fran Rueda	34.349	20	Valentin Pierburg	45.726	27	Ezequiel Perez Compa	40.739	10	6	Riccardo Agostini	2:00.915	2:01.396	12	
11	3	Richard Gonda	34.430	3	Richard Gonda	45.728	6	Riccardo Agostini	40.758	11	27	Ezequiel Perez Compa	2:00.930	2:01.281	10	
12	19	Jiatong Liang	34.448	25	Martin Konrad	45.745	77	Marcin Jedlinski	41.043	12	25	Martin Konrad	2:01.136	2:02.564	16	
13	20	Valentin Pierburg	34.487	19	Jiatong Liang	45.762	12	Najiy Razak	41.045	13	19	Jiatong Liang	2:01.316	2:01.316	11	
14	77	Marcin Jedlinski	34.526	27	Ezequiel Perez Compa	45.960	19	Jiatong Liang	41.106	14	20	Valentin Pierburg	2:01.327	2:02.352	15	
15	6	Riccardo Agostini	34.583	12	Najiy Razak	46.143	20	Valentin Pierburg	41.114	15	12	Najiy Razak	2:01.903	2:02.152	13	
16	16	Marcelo Hahn	34.595	16	Marcelo Hahn	46.387	25	Martin Konrad	41.119	16	77	Marcin Jedlinski	2:01.968	2:02.210	14	
17	33	Russell Ward	34.630	77	Marcin Jedlinski	46.399	90	Christoph Lenz	41.242	17	16	Marcelo Hahn	2:02.280	2:03.089	18	
18	12	Najiy Razak	34.715	90	Christoph Lenz	46.427	16	Marcelo Hahn	41.298	18	33	Russell Ward	2:02.407	2:02.767	17	
19	11	Janine Hill	35.070	33	Russell Ward	46.433	33	Russell Ward	41.344	19	90	Christoph Lenz	2:02.818	2:03.448	19	
20	90	Christoph Lenz	35.149	8	Giuseppe Cipriani	46.759	4	Claude-Yves Gosselin	41.588	20	8	Giuseppe Cipriani	2:03.552	2:03.692	20	
21	8	Giuseppe Cipriani	35.159	4	Claude-Yves Gosselin	46.911	8	Giuseppe Cipriani	41.634	21	4	Claude-Yves Gosselin	2:03.749	2:03.865	21	
22	4	Claude-Yves Gosselin	35.250	11	Janine Hill	47.398	11	Janine Hill	42.167	22	11	Janine Hill	2:04.635	2:04.652	22	
23	22	Marcio Basso	36.387	5	Stanislaw Jedlinski	49.239	5	Stanislaw Jedlinski	42.911	23	5	Stanislaw Jedlinski	2:09.280	2:12.143	24	
24	5	Stanislaw Jedlinski	37.130	22	Marcio Basso	49.608	22	Marcio Basso	43.743	24	22	Marcio Basso	2:09.738	2:10.308	23	



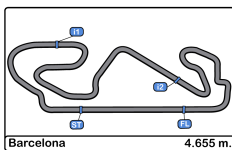


Circuito de Barcelona
International GT Open
Qualifying - 1 Driver - 1
Best 5 Lap Times



Cl	Nº	Entrant/Team	Nat	Driver 1	Nat	Status	Driver 2	Nat	Status	Vehicle	Cat	Cl	Best 1		Best 2		Best 3		Best 4		Best 5	
													Time	Lap	Time	Lap	Time	Lap	Time	Lap	Time	Lap
1	10	SPS Automotive Performance	DEU	Miguel Ramos	ITA	PRO	Fabrizio Crestani	ITA	PRO	Mercedes AMG GT3	PRO	1	1:59.443	10	2:00.044	11	2:00.417	12	2:00.922	5	2:01.089	6
2	14	Emil Frey Racing	CHE	Norbert Siedler	AUT	AUT	Mikaël Grenier	CAN	PRO	Lamborghini Huracan GT3 EVO	PRO	2	1:59.754	10	2:00.072	12	2:00.995	14	2:01.014	4	2:01.142	3
3	96	Optimum Motorsport	GBR	Oliver Wilkinson	GBR	PRO	Darren Turner	GBR	PRO	Aston Martin GT3 AMR MY2019	PRO	3	2:00.043	6	2:00.445	9	2:00.559	5	2:00.672	10	2:01.050	12
4	63	Emil Frey Racing	CHE	Albert Costa	ESP	PRO	Giacomo Altoè	ITA	PRO	Lamborghini Huracan GT3 EVO	PRO	4	2:00.077	11	2:00.812	4	2:00.922	12	2:01.070	5	2:01.196	13
5	59	Teo Martín Motorsport	ESP	Martin Kodrić	HRV	PRO	Henrique Chaves	PRT	PRO	McLaren 720 s	PRO	5	2:00.209	10	2:00.827	11	2:01.029	3	2:01.296	12	2:01.875	7
6	13	GetSpeed Performance	DEU	Denis Remenyako	RUS	PROAM	Fabian Schiller	DEU	PROAM	Mercedes AMG GT3	PROAM	1	2:00.313	9	2:00.552	12	2:00.961	8	2:01.422	5	2:01.424	4
7	66	Vincenzo Sospiri Racing	ITA	Frederik Schandorff	DNK	PROAM	Tuomas Tujula	FIN	PROAM	Lamborghini Huracan GT3 EVO	PROAM	2	2:00.461	13	2:00.745	9	2:00.871	10	2:01.177	14	2:01.327	4
8	3	Senkyr Motorsport	CZE	Beitske Visser	NLD	PRO	Richard Gonda	SVK	PRO	BMW M6 GT3	PRO	6	2:00.911	6	2:01.865	10	2:01.898	7	2:02.712	11	2:04.576	3
9	17	Teo Martín Motorsport	ESP	Fran Rueda	ESP	PRO	Andrés Saravia	GTM	PRO	McLaren 720 s	PRO	7	2:01.195	5	2:01.228	10	2:01.250	12	2:01.333	6	2:01.336	9
10	27	Lazarus Racing	ITA	Ezequiel Perez Compan	ARG	PROAM	Eliseo Martínez	ESP	PROAM	Lamborghini Huracan GT3 EVO	PROAM	3	2:01.281	8	2:01.597	9	2:01.695	4	2:01.736	10	2:01.870	11
11	19	Raton Racing by Target	ITA	Jiatong Liang	CHN	PROAM	Raffaele Giammaria	ITA	PROAM	Lamborghini Huracan GT3 EVO	PROAM	4	2:01.316	12	2:01.537	14	2:02.398	9	2:02.421	13	2:02.707	8
12	6	Antonelli MotorSport	ITA	Riccardo Agostini	ITA	PRO	Loris Spinelli	ITA	PRO	Mercedes AMG GT3	PRO	8	2:01.396	10	2:01.407	9	2:02.322	11	2:02.402	13	2:03.112	6
13	12	Ombra Racing	ITA	Federico Leo	ITA	PRO	Najiy Razak	MYS	PRO	Lamborghini Huracan GT3 EVO	PRO	9	2:02.152	7	2:02.263	9	2:02.956	10	2:02.992	6	2:03.148	3
14	77	Olimp Racing	POL	Marcin Jedlinski	POL	PROAM	Mateusz Lisowski	POL	PROAM	Audi R8 LMS EVO	PROAM	5	2:02.210	10	2:03.009	6	2:03.320	11	2:03.675	3	2:03.705	5
15	20	SPS Automotive Performance	DEU	Valentin Pierburg	DEU	PROAM	Tom Onslow-Cole	GBR	PROAM	Mercedes AMG GT3	PROAM	6	2:02.352	10	2:02.439	8	2:02.555	14	2:02.626	7	2:02.685	11
16	25	HTP Motorsport	DEU	Alexander Hrachowina	AUT	AM	Martin Konrad	AUT	AM	Mercedes AMG GT3	AM	1	2:02.564	9	2:02.977	11	2:03.165	6	2:03.715	5	2:03.720	4
17	33	HTP Motorsport / Winward Racing	DEU	Russell Ward	USA	PROAM	Indy Dontje	NLD	PROAM	Mercedes AMG GT3	PROAM	7	2:02.767	8	2:03.024	12	2:03.191	10	2:03.205	7	2:03.373	5
18	16	Teo Martín Motorsport	ESP	Marcelo Hahn	BRA	PROAM	Allam Khodair	BRA	PROAM	McLaren 720 s	PROAM	8	2:03.089	10	2:03.554	12	2:03.788	6	2:03.830	11	2:04.484	5
19	90	Raton Racing by Target	ITA	Christoph Lenz	CHE	PROAM	Franck Perera	FRA	PROAM	Lamborghini Huracan GT3 EVO	PROAM	9	2:03.448	13	2:03.494	11	2:03.793	12	2:04.274	10	2:07.399	6
20	8	Antonelli MotorSport	ITA	Giuseppe Cipriani	ITA	AM	Giuseppe Cipriani	ITA	AM	Mercedes AMG GT3	AM	2	2:03.692	11	2:04.422	12	2:05.897	7	2:05.924	8	2:06.417	6
21	4	Boutsen Ginion	BEL	Claude-Yves Gosselin	FRA	AM	Pierre Felgioni	FRA	AM	Lamborghini Huracan GT3 EVO	AM	3	2:03.865	8	2:05.181	5	2:05.782	4	2:08.408	3	2:15.915	9
22	11	GetSpeed Performance	DEU	Janine Hill	GBR	AM	John Shoffner	USA	AM	Mercedes AMG GT3	AM	4	2:04.652	11	2:05.731	9	2:06.132	7	2:06.267	10	2:08.608	6
23	22	Sports and You	PRT	Marcio Basso	BRA	PROAM	Guilherme Salas	BRA	PROAM	Mercedes AMG GT3	PROAM	10	2:10.308	7	2:10.956	6	2:11.391	5	2:17.105	3	2:18.189	4
24	5	Olimp Racing	POL	Stanislaw Jedlinski	POL	AM	Stanislaw Jedlinski	POL	AM	Mercedes AMG GT3	AM	5	2:12.143	7	2:12.447	11	2:12.713	9	2:14.338	8	2:14.618	10



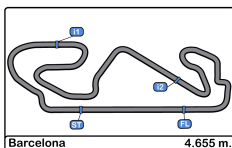


Circuito de Barcelona
International GT Open
Qualifying - 1 Driver - 1
Best 5 Top Speeds



Cl	Nº	Entrant/Team	Nat	Driver 1	Nat	Driver 2	Nat	Vehicle	Cat	Cl	Top 1		Top 2		Top 3		Top 4		Top 5		
											Km/h	Lap	Km/h	Lap	Km/h	Lap	Km/h	Lap	Km/h	Lap	Km/h
1	59	Teo Martín Motorsport	ESP	Martin Kodrić	HRV	Henrique Chaves	PRY	McLaren 720 s	PRO	1	260.8	10	260.2	11	260.2	12	258.9	6	258.9	7	259.8
2	3	Senkyr Motorsport	CZE	Beitske Visser	NLD	Richard Gonda	SVK	BMW M6 GT3	PRO	2	258.9	7	258.3	10	257.1	11	256.5	6	256.5	8	257.5
3	17	Teo Martín Motorsport	ESP	Fran Rueda	ESP	Andrés Saravia	GTN	McLaren 720 s	PRO	3	258.9	13	258.3	12	257.7	11	257.1	3	256.5	9	257.7
4	12	Ombra Racing	ITA	Federico Leo	ITA	Najiy Razak	MYA	Lamborghini Huracan GT3 EVO	PRO	4	258.3	4	257.1	5	257.1	10	257.1	11	256.5	6	257.2
5	77	Olimp Racing	POL	Marcin Jedlinski	POL	Mateusz Lisowski	POL	Audi R8 LMS EVO	PROAM	1	258.3	10	257.1	7	257.1	12	256.5	11	255.9	6	257.0
6	14	Emil Frey Racing	CHE	Norbert Siedler	AUT	Mikaël Grenier	CAN	Lamborghini Huracan GT3 EVO	PRO	5	257.7	12	257.7	15	257.1	11	257.1	13	256.5	7	257.2
7	16	Teo Martín Motorsport	ESP	Marcelo Hahn	BRA	Allam Khodair	BRA	McLaren 720 s	PROAM	2	257.7	10	257.7	13	257.1	8	256.5	11	256.5	12	257.1
8	66	Vincenzo Sospiri Racing	ITA	Frederik Schandorff	DNK	Tuomas Tujula	FIN	Lamborghini Huracan GT3 EVO	PROAM	3	257.1	13	256.5	8	255.9	10	255.9	14	255.9	15	256.2
9	63	Emil Frey Racing	CHE	Albert Costa	ESP	Giacomo Altoè	ITA	Lamborghini Huracan GT3 EVO	PRO	6	256.5	6	256.5	7	256.5	8	256.5	15	255.9	9	256.4
10	96	Optimum Motorsport	GBR	Oliver Wilkinson	GBR	Darren Turner	GBR	Aston Martin GT3 AMR MY2019	PRO	7	256.5	9	256.5	11	255.9	7	255.3	10	254.7	6	255.8
11	27	Lazarus Racing	ITA	Ezequiel Perez Compan	ARG	Eliseo Martínez	ESP	Lamborghini Huracan GT3 EVO	PROAM	4	255.9	10	255.3	9	254.1	7	254.1	8	254.1	12	254.7
12	33	HTP Motorsport / Winward Racing	DEU	Russell Ward	USA	Indy Dontje	NLD	Mercedes AMG GT3	PROAM	5	255.9	10	255.9	11	255.9	14	255.3	12	255.3	13	255.6
13	10	SPS Automotive Performance	DEU	Miguel Ramos	PRY	Fabrizio Crestani	ITA	Mercedes AMG GT3	PRO	8	255.3	10	255.3	11	255.3	12	252.9	5	252.9	6	254.3
14	13	GetSpeed Performance	DEU	Denis Remenyako	RUS	Fabian Schiller	DEU	Mercedes AMG GT3	PROAM	6	255.3	8	255.3	10	254.7	6	254.1	12	253.5	4	254.5
15	20	SPS Automotive Performance	DEU	Valentin Pierburg	DEU	Tom Onslow-Cole	GBR	Mercedes AMG GT3	PROAM	7	255.3	12	253.5	10	253.5	14	252.9	6	252.9	8	253.6
16	25	HTP Motorsport	DEU	Alexander Hrachowina	AUT	Martin Konrad	AUT	Mercedes AMG GT3	AM	1	255.3	10	254.7	9	254.7	12	254.1	7	253.5	6	254.4
17	6	Antonelli MotorSport	ITA	Riccardo Agostini	ITA	Loris Spinelli	ITA	Mercedes AMG GT3	PRO	9	254.7	14	254.1	5	254.1	6	254.1	9	254.1	10	254.2
18	11	GetSpeed Performance	DEU	Janine Hill	USA	John Shoffner	USA	Mercedes AMG GT3	AM	2	254.7	7	254.7	10	254.7	11	254.1	6	253.5	12	254.3
19	19	Raton Racing by Target	ITA	Jiatong Liang	CHN	Raffaele Giammaria	ITA	Lamborghini Huracan GT3 EVO	PROAM	8	254.1	9	254.1	14	253.5	12	253.5	13	251.7	7	253.4
20	90	Raton Racing by Target	ITA	Christoph Lenz	ITA	Franck Perera	FRA	Lamborghini Huracan GT3 EVO	PROAM	9	252.3	11	251.7	14	251.1	13	250.5	12	250.0	8	251.1
21	4	Boutsen Ginion	BEL	Claude-Yves Gosselin	FRA	Pierre Feligioni	FRA	Lamborghini Huracan GT3 EVO	AM	3	251.1	8	250.0	4	249.4	5	249.4	6	249.4	9	249.8
22	5	Olimp Racing	POL	Stanislaw Jedlinski	POL			Mercedes AMG GT3	AM	4	251.1	6	251.1	8	251.1	9	251.1	12	248.8	11	250.6
23	22	Sports and You	PRY	Marcio Basso	BRA	Guilherme Salas	BRA	Mercedes AMG GT3	PROAM	10	250.5	8	249.4	7	247.7	5	246.0	6	224.0	3	243.5
24	8	Antonelli MotorSport	ITA	Giuseppe Cipriani	ITA			Mercedes AMG GT3	AM	5	250.0	5	250.0	6	249.4	7	249.4	8	249.4	11	249.6



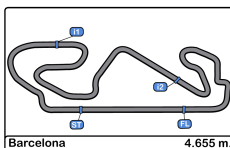


Circuito de Barcelona
International GT Open
Qualifying - 1 Driver - 1
Fastest Laps Sequence



Lap	Time of Day	Session Time	Nº	Entrant/Team	Nat	Driver 1	Nat	Driver 2	Nat	Vehicle	Cat	Time	Km/h
2	10:40:26.425	4:26.425	10	SPS Automotive Performance		Miguel Ramos		<u>Fabrizio Crestani</u>		Mercedes AMG GT3	PRO	2:03.385	135.8
2	10:40:34.977	4:34.977	96	Optimum Motorsport		Oliver Wilkinson		<u>Darren Turner</u>		Aston Martin GT3 AMR MY2019	PRO	2:02.182	137.1
2	10:41:16.286	5:16.286	13	GetSpeed Performance		Denis Remenyako		<u>Fabian Schiller</u>		Mercedes AMG GT3	PROAM	2:02.169	137.1
2	10:41:38.468	5:38.468	14	Emil Frey Racing		<u>Norbert Siedler</u>		Mikaël Grenier		Lamborghini Huracan GT3 EVO	PRO	2:01.665	137.7
3	10:42:36.561	6:36.561	96	Optimum Motorsport		Oliver Wilkinson		<u>Darren Turner</u>		Aston Martin GT3 AMR MY2019	PRO	2:01.584	137.8
3	10:43:39.610	7:39.610	14	Emil Frey Racing		<u>Norbert Siedler</u>		Mikaël Grenier		Lamborghini Huracan GT3 EVO	PRO	2:01.142	138.3
3	10:45:16.092	9:16.092	59	Teo Martín Motorsport		<u>Martin Kodrić</u>		Henrique Chaves		McLaren 720 s	PRO	2:01.029	138.4
4	10:45:40.624	9:40.624	14	Emil Frey Racing		<u>Norbert Siedler</u>		Mikaël Grenier		Lamborghini Huracan GT3 EVO	PRO	2:01.014	138.4
4	10:45:47.278	9:47.278	63	Emil Frey Racing		Albert Costa		<u>Giacomo Altoè</u>		Lamborghini Huracan GT3 EVO	PRO	2:00.812	138.7
5	10:46:39.142	10:39.142	96	Optimum Motorsport		Oliver Wilkinson		<u>Darren Turner</u>		Aston Martin GT3 AMR MY2019	PRO	2:00.559	139.0
6	10:48:39.185	12:39.185	96	Optimum Motorsport		Oliver Wilkinson		<u>Darren Turner</u>		Aston Martin GT3 AMR MY2019	PRO	2:00.043	139.5
10	10:58:19.039	22:19.039	10	SPS Automotive Performance		Miguel Ramos		<u>Fabrizio Crestani</u>		Mercedes AMG GT3	PRO	1:59.443	140.3



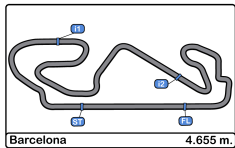


Circuito de Barcelona
International GT Open
Qualifying - 1 Driver - 1
Event Best Maximum Speed



Nº	Entrant/Team	Nat	Driver 1	Nat	Driver 2	Nat	Vehicle	Cat	Km/h	Session
96	Optimum Motorsport		Oliver Wilkinson		Darren Turner		Aston Martin GT3 AMR MY2019	PRO	266.6	Free Practice - 1
3	Senkyr Motorsport		Beitske Visser		Richard Gonda		BMW M6 GT3	PRO	266.6	Free Practice - 2
77	Olimp Racing		Marcin Jedlinski		Mateusz Lisowski		Audi R8 LMS EVO	PROAM	266.0	Free Practice - 1
59	Teo Martín Motorsport		Martin Kodrić		Henrique Chaves		McLaren 720 s	PRO	264.7	Free Practice - 2
17	Teo Martín Motorsport		Fran Rueda		Andrés Saravia		McLaren 720 s	PRO	264.0	Free Practice - 2
12	Ombra Racing		Federico Leo		Najiy Razak		Lamborghini Huracan GT3 EVO	PRO	264.0	Free Practice - 2
14	Emil Frey Racing		Norbert Siedler		Mikaël Grenier		Lamborghini Huracan GT3 EVO	PRO	264.0	Free Practice - 2
66	Vincenzo Sospiri Racing		Frederik Schandorff		Tuomas Tujula		Lamborghini Huracan GT3 EVO	PROAM	263.4	Free Practice - 3 -bronce drivers-
63	Emil Frey Racing		Albert Costa		Giacomo Altoè		Lamborghini Huracan GT3 EVO	PRO	263.4	Free Practice - 1
25	HTP Motorsport		Alexander Hrachowina		Martin Konrad		Mercedes AMG GT3	AM	263.4	Free Practice - 1
16	Teo Martín Motorsport		Marcelo Hahn		Allam Khodair		McLaren 720 s	PROAM	262.7	Free Practice - 3 -bronce drivers-
10	SPS Automotive Performance		Miguel Ramos		Fabrizio Crestani		Mercedes AMG GT3	PRO	262.7	Free Practice - 1
20	SPS Automotive Performance		Valentin Pierburg		Tom Onslow-Cole		Mercedes AMG GT3	PROAM	262.7	Free Practice - 2
33	HTP Motorsport / Winward Racing		Russell Ward		Indy Dontje		Mercedes AMG GT3	PROAM	262.7	Free Practice - 2
6	Antonelli MotorSport		Riccardo Agostini		Loris Spinelli		Mercedes AMG GT3	PRO	262.7	Free Practice - 2
11	GetSpeed Performance		Janine Hill		John Shoffner		Mercedes AMG GT3	AM	262.1	Free Practice - 3 -bronce drivers-
27	Lazarus Racing		Ezequiel Perez Companc		Eliseo Martínez		Lamborghini Huracan GT3 EVO	PROAM	262.1	Free Practice - 1
22	Sports and You		Marcio Basso		Guilherme Salas		Mercedes AMG GT3	PROAM	262.1	Free Practice - 2
90	Raton Racing by Target		Christoph Lenz		Franck Perera		Lamborghini Huracan GT3 EVO	PROAM	261.5	Free Practice - 2
13	GetSpeed Performance		Denis Remenyako		Fabian Schiller		Mercedes AMG GT3	PROAM	260.8	Free Practice - 3 -bronce drivers-
19	Raton Racing by Target		Jiatong Liang		Raffaele Giammaria		Lamborghini Huracan GT3 EVO	PROAM	260.8	Free Practice - 2
8	Antonelli MotorSport		Giuseppe Cipriani				Mercedes AMG GT3	AM	260.2	Free Practice - 2
5	Olimp Racing		Stanislaw Jedlinski				Mercedes AMG GT3	AM	255.9	Free Practice - 3 -bronce drivers-
4	Boutsen Ginion		Claude-Yves Gosselin		Pierre Feligioni		Lamborghini Huracan GT3 EVO	AM	255.9	Free Practice - 1





Circuit de Barcelona
International GT Open
Qualifying - 1 Driver - 1
Pit Stop Analysis



3 Beitske Visser PRO Senkyr Motorsport
 Richard Gonda BMW M6 GT3

Nr.	In Day Time	In Time	Out Time	Pit Time	T. Pit Time	Handicap	Penalty
1	10:44:59.856	10:44:59.856	10:46:03.648	1:03.792	1:03.792		
2	10:54:12.757	10:54:12.757	10:57:49.727	3:36.970	4:40.762		

4 Claude-Yves Gosselin AM Boutsen Ginion
 Pierre Feligioni Lamborghini Huracan GT3 EVO

Nr.	In Day Time	In Time	Out Time	Pit Time	T. Pit Time	Handicap	Penalty
1	10:47:00.217	10:47:00.217	10:50:08.611	3:08.394	3:08.394		
2	11:01:04.372	11:01:04.372	11:02:13.038	1:08.666	4:17.060		

6 Riccardo Agostini PRO Antonelli MotorSport
 Loris Spinelli Mercedes AMG GT3

Nr.	In Day Time	In Time	Out Time	Pit Time	T. Pit Time	Handicap	Penalty
1	10:50:57.857	10:50:57.857	10:54:06.001	3:08.144	3:08.144		

8 Giuseppe Cipriani AM Antonelli MotorSport
 Mercedes AMG GT3

Nr.	In Day Time	In Time	Out Time	Pit Time	T. Pit Time	Handicap	Penalty
1	10:59:43.477	10:59:43.477	11:01:35.231	1:51.754	1:51.754		

10 Miguel Ramos PRO SPS Automotive Performance
 Fabrizio Crestani Mercedes AMG GT3

Nr.	In Day Time	In Time	Out Time	Pit Time	T. Pit Time	Handicap	Penalty
1	10:52:39.631	10:52:39.631	10:54:20.197	1:40.566	1:40.566		

13 Denis Remenyako PROAM GetSpeed Performance
 Fabian Schiller Mercedes AMG GT3

Nr.	In Day Time	In Time	Out Time	Pit Time	T. Pit Time	Handicap	Penalty
1	10:49:26.756	10:49:26.756	10:52:56.085	3:29.329	3:29.329		
2	11:01:06.187	11:01:06.187	11:02:15.789	1:09.602	4:38.931		

14 Norbert Siedler PRO Emil Frey Racing
 Mikaël Grenier Lamborghini Huracan GT3 EVO

Nr.	In Day Time	In Time	Out Time	Pit Time	T. Pit Time	Handicap	Penalty
1	10:53:51.005	10:53:51.005	10:54:51.736	1:00.731	1:00.731		

16 Marcelo Hahn PROAM Teo Martín Motorsport
 Allam Khodair McLaren 720 s

Nr.	In Day Time	In Time	Out Time	Pit Time	T. Pit Time	Handicap	Penalty
1	10:57:16.149	10:57:16.149	10:58:38.928	1:22.779	1:22.779		

17 Fran Rueda PRO Teo Martín Motorsport
 Andrés Saravia McLaren 720 s

Nr.	In Day Time	In Time	Out Time	Pit Time	T. Pit Time	Handicap	Penalty
1	10:52:31.836	10:52:31.836	10:53:45.522	1:13.686	1:13.686		

19 Jiatong Liang PROAM Raton Racing by Target
 Raffaele Giammaria Lamborghini Huracan GT3 EVO

Nr.	In Day Time	In Time	Out Time	Pit Time	T. Pit Time	Handicap	Penalty
1	10:57:56.036	10:57:56.036	10:58:49.949	53.913	53.913		

20 Valentin Pierburg PROAM SPS Automotive Performance
 Tom Onslow-Cole Mercedes AMG GT3

Nr.	In Day Time	In Time	Out Time	Pit Time	T. Pit Time	Handicap	Penalty
1	11:01:27.039	11:01:27.039	11:02:14.216	47.177	47.177		

25 Alexander Hrachowina AM HTP Motorsport
 Martin Konrad Mercedes AMG GT3

Nr.	In Day Time	In Time	Out Time	Pit Time	T. Pit Time	Handicap	Penalty
1	10:55:13.639	10:55:13.639	10:56:51.756	1:38.117	1:38.117		

27 Ezequiel Perez Companc PROAM Lazarus Racing
 Eliseo Martínez Lamborghini Huracan GT3 EVO

Nr.	In Day Time	In Time	Out Time	Pit Time	T. Pit Time	Handicap	Penalty
1	10:49:39.770	10:49:39.770	10:50:56.707	1:16.937	1:16.937		

59 Martin Kodrić PRO Teo Martín Motorsport
 Henrique Chaves McLaren 720 s

Nr.	In Day Time	In Time	Out Time	Pit Time	T. Pit Time	Handicap	Penalty
1	10:55:42.210	10:55:42.210	10:57:48.397	2:06.187	2:06.187		

63 Albert Costa PRO Emil Frey Racing
 Giacomo Altoè Lamborghini Huracan GT3 EVO

Nr.	In Day Time	In Time	Out Time	Pit Time	T. Pit Time	Handicap	Penalty
1	10:55:56.274	10:55:56.274	10:57:17.105	1:20.831	1:20.831		

66 Frederik Schandorff PROAM Vincenzo Sospiri Racing
 Tuomas Tujala Lamborghini Huracan GT3 EVO

Nr.	In Day Time	In Time	Out Time	Pit Time	T. Pit Time	Handicap	Penalty
1	10:47:06.269	10:47:06.269	10:48:01.192	54.923	54.923		
2	11:00:30.709	11:00:30.709	11:01:21.597	50.888	1:45.811		

77 Marcin Jedlinski PROAM Olimp Racing
 Mateusz Lisowski Audi R8 LMS EVO

Nr.	In Day Time	In Time	Out Time	Pit Time	T. Pit Time	Handicap	Penalty
1	10:55:49.330	10:55:49.330	10:58:37.089	2:47.759	2:47.759		

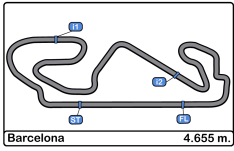
90 Christoph Lenz PROAM Raton Racing by Target
 Franck Perera Lamborghini Huracan GT3 EVO

Nr.	In Day Time	In Time	Out Time	Pit Time	T. Pit Time	Handicap	Penalty
1	10:54:33.776	10:54:33.776	10:55:38.989	1:05.213	1:05.213		

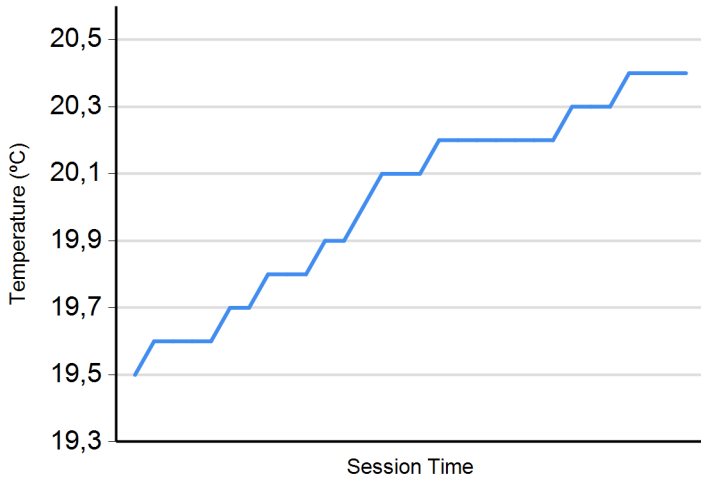
96 Oliver Wilkinson PRO Optimum Motorsport
 Darren Turner Aston Martin GT3 AMR MY2019

Nr.	In Day Time	In Time	Out Time	Pit Time	T. Pit Time	Handicap	Penalty
1	10:50:42.293	10:50:42.293	10:53:04.445	2:22.152	2:22.152		

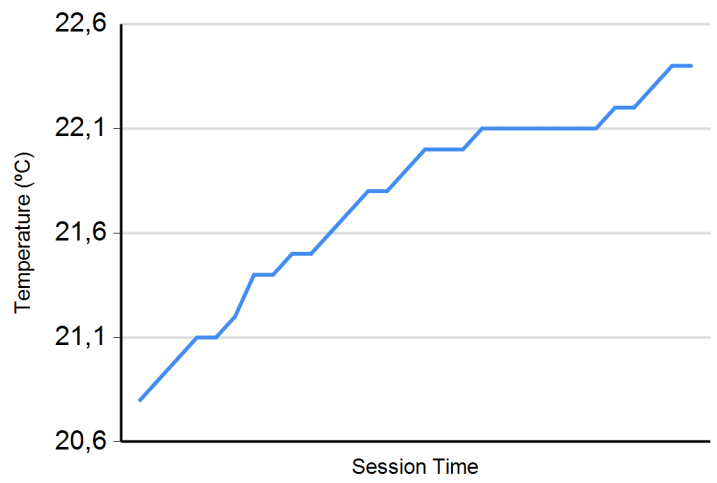




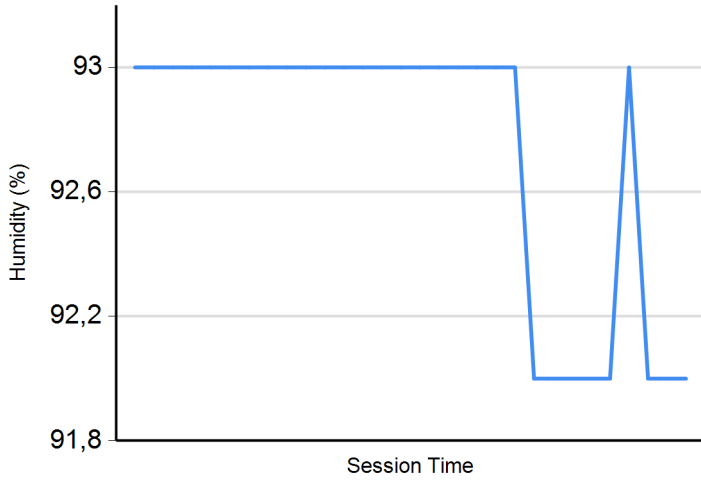
Air Temperature



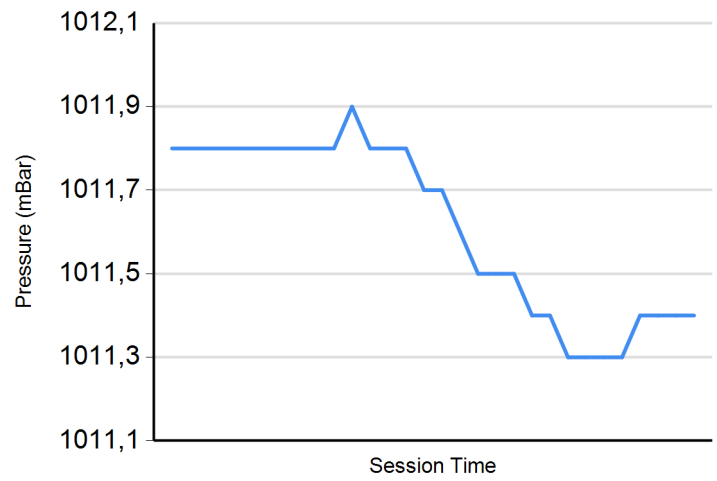
Track Temperature



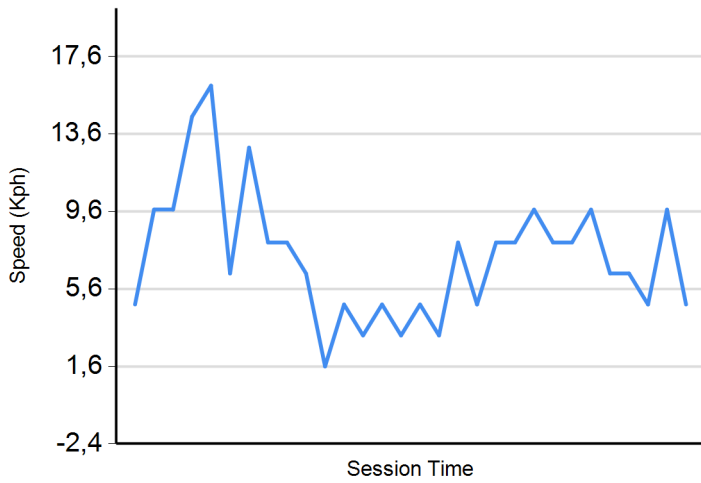
Humidity



Pressure



Wind Speed



Wind direction

North = 0°/360° Est = 90° South = 180° West = 270°

