

Circuito de Barcelona
International GT Open
Qualifying - 2 Driver - 2
Provisional Results



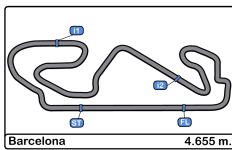
Cls	Nº	Entrant/Team	Nat	Driver 1	Nat	Driver 2	Nat	Vehicle	Cat	Cls	Laps	Best	Time	Gap	Interval	Km/h
1	63	Emil Frey Racing	CH	Albert Costa	ES	Giacomo Altoè	IT	Lamborghini Huracan GT3 EVO	PRO	1	13	12	1:43.920			161.2
2	20	SPS Automotive Performance	DE	Valentin Pierburg	DE	Tom Onslow-Cole	GB	Mercedes AMG GT3	PROAM	1	14	10	1:44.289	0.369	0.369	160.6
3	17	Teo Martín Motorsport	ES	Fran Rueda	ES	Andrés Saravia	ES	McLaren 720 s	PRO	2	13	11	1:44.314	0.394	0.025	160.6
4	14	Emil Frey Racing	CH	Norbert Siedler	AU	Mikaël Grenier	CA	Lamborghini Huracan GT3 EVO	PRO	3	13	9	1:44.470	0.550	0.156	160.4
5	16	Teo Martín Motorsport	ES	Marcelo Hahn	BR	Allam Khodair	BR	McLaren 720 s	PROAM	2	11	8	1:44.560	0.640	0.090	160.2
6	90	Raton Racing by Target	IT	Christoph Lenz	CH	Franck Perera	FR	Lamborghini Huracan GT3 EVO	PROAM	3	14	12	1:44.663	0.743	0.103	160.1
7	66	Vincenzo Sospiri Racing	IT	Frederik Schandorff	DK	Tuomas Tujula	FI	Lamborghini Huracan GT3 EVO	PROAM	4	15	12	1:44.707	0.787	0.044	160.0
8	22	Sports and You	BR	Marcio Basso	BR	Guilherme Salas	BR	Mercedes AMG GT3	PROAM	5	14	12	1:44.709	0.789	0.002	160.0
9	59	Teo Martín Motorsport	ES	Martin Kodrić	HR	Henrique Chaves	PT	McLaren 720 s	PRO	4	12	10	1:44.928	1.008	0.219	159.7
10	6	Antonelli MotorSport	IT	Riccardo Agostini	IT	Loris Spinelli	IT	Mercedes AMG GT3	PRO	5	15	11	1:45.063	1.143	0.135	159.5
11	10	SPS Automotive Performance	DE	Miguel Ramos	PT	Fabrizio Crestani	IT	Mercedes AMG GT3	PRO	6	13	10	1:45.082	1.162	0.019	159.4
12	33	HTP Motorsport / Winward Racing	DE	Russell Ward	US	Indy Dontje	NL	Mercedes AMG GT3	PROAM	6	14	10	1:45.240	1.320	0.158	159.2
13	77	Olimp Racing	PL	Marcin Jedlinski	PL	Mateusz Lisowski	PL	Audi R8 LMS EVO	PROAM	7	10	5	1:45.349	1.429	0.109	159.0
14	19	Raton Racing by Target	IT	Jiatong Liang	CN	Raffaele Giammaria	IT	Lamborghini Huracan GT3 EVO	PROAM	8	14	10	1:45.473	1.553	0.124	158.8
15	12	Ombra Racing	IT	Federico Leo	IT	Najiy Razak	MY	Lamborghini Huracan GT3 EVO	PRO	7	11	7	1:45.474	1.554	0.001	158.8
16	96	Optimum Motorsport	GB	Oliver Wilkinson	GB	Darren Turner	GB	Aston Martin GT3 AMR MY2019	PRO	8	15	13	1:45.690	1.770	0.216	158.5
17	3	Senkyr Motorsport	CZ	Beitske Visser	NL	Richard Gonda	SK	BMW M6 GT3	PRO	9	12	11	1:45.995	2.075	0.305	158.1
18	27	Lazarus Racing	IT	Ezequiel Perez Companc	AR	Eliseo Martinez	ES	Lamborghini Huracan GT3 EVO	PROAM	9	14	9	1:46.489	2.569	0.494	157.3
19	13	GetSpeed Performance	DE	Denis Remenyako	RU	Fabian Schiller	DE	Mercedes AMG GT3	PROAM	10	15	14	1:47.120	3.200	0.631	156.4
20	8	Antonelli MotorSport	IT	Giuseppe Cipriani	IT			Mercedes AMG GT3	AM	1	13	12	1:47.310	3.390	0.190	156.1
21	11	GetSpeed Performance	DE	Janine Hill	GB	John Shoffner	US	Mercedes AMG GT3	AM	2	12	10	1:47.847	3.927	0.537	155.3
22	4	Boutsen Ginion	BE	Claude-Yves Gosselin	FR	Pierre Felgioni	FR	Lamborghini Huracan GT3 EVO	AM	3	16	9	1:51.285	7.365	3.438	150.5
23	5	Olimp Racing	PL	Stanislaw Jedlinski	PL			Mercedes AMG GT3	AM	4	14	12	1:54.273	10.353	2.988	146.6

Published at:.....

Track Temp: 23.0 °C Air Temp: 20.3 °C Humidity: 84 % Track Status: DRY

Stewards:	Race Director:	Timekeeper:
------------------	-----------------------	--------------------





Circuito de Barcelona
International GT Open
Qualifying - 2 Driver - 2
Provisional Results by Class



Cls	Nº	Entrant/Team	Nat	Driver 1	Nat	Driver 2	Nat	Vehicle	Cat	Cls	Laps	Best	Time	Gap	Interval	Km/h
PRO																
1	63	Emil Frey Racing	CH	Albert Costa	ES	Giacomo Altoè	IT	Lamborghini Huracan GT3 EVO	PRO	1	13	12	1:43.920			161.2
2	17	Teo Martín Motorsport	ES	Fran Rueda	ES	Andrés Saravia	GT	McLaren 720 s	PRO	2	13	11	1:44.314	0.394	0.394	160.6
3	14	Emil Frey Racing	CH	Norbret Siedler	HR	Mikaël Grenier	CA	Lamborghini Huracan GT3 EVO	PRO	3	13	9	1:44.470	0.550	0.156	160.4
4	59	Teo Martín Motorsport	ES	Martin Kodrić	HR	Henrique Chaves	PT	McLaren 720 s	PRO	4	12	10	1:44.928	1.008	0.458	159.7
5	6	Antonelli MotorSport	IT	Riccardo Agostini	IT	Loris Spinelli	IT	Mercedes AMG GT3	PRO	5	15	11	1:45.063	1.143	0.135	159.5
6	10	SPS Automotive Performance	DE	Miguel Ramos	PT	Fabrizio Crestani	IT	Mercedes AMG GT3	PRO	6	13	10	1:45.082	1.162	0.019	159.4
7	12	Ombra Racing	IT	Federico Leo	IT	Najiy Razak	MS	Lamborghini Huracan GT3 EVO	PRO	7	11	7	1:45.474	1.554	0.392	158.8
8	96	Optimum Motorsport	GB	Oliver Wilkinson	GB	Darren Turner	GB	Aston Martin GT3 AMR MY2019	PRO	8	15	13	1:45.690	1.770	0.216	158.5
9	3	Senkyr Motorsport	CZ	Beitske Visser	NL	Richard Gonda	SK	BMW M6 GT3	PRO	9	12	11	1:45.995	2.075	0.305	158.1
PROAM																
1	20	SPS Automotive Performance	DE	Valentin Pierburg	DE	Tom Onslow-Cole	GB	Mercedes AMG GT3	PROAM	1	14	10	1:44.289			160.6
2	16	Teo Martín Motorsport	ES	Marcelo Hahn	BR	Allam Khodair	BR	McLaren 720 s	PROAM	2	11	8	1:44.560	0.271	0.271	160.2
3	90	Raton Racing by Target	IT	Christoph Lenz	CH	Franck Perera	FR	Lamborghini Huracan GT3 EVO	PROAM	3	14	12	1:44.663	0.374	0.103	160.1
4	66	Vincenzo Sospiri Racing	IT	Frederik Schandorff	DK	Tuomas Tujula	FI	Lamborghini Huracan GT3 EVO	PROAM	4	15	12	1:44.707	0.418	0.044	160.0
5	22	Sports and You	PT	Marcio Basso	BR	Guilherme Salas	BR	Mercedes AMG GT3	PROAM	5	14	12	1:44.709	0.420	0.002	160.0
6	33	HTP Motorsport / Winward Racing	DE	Russell Ward	US	Indy Dontje	NL	Mercedes AMG GT3	PROAM	6	14	10	1:45.240	0.951	0.531	159.2
7	77	Olimp Racing	POL	Marcin Jedlinski	POL	Mateusz Lisowski	POL	Audi R8 LMS EVO	PROAM	7	10	5	1:45.349	1.060	0.109	159.0
8	19	Raton Racing by Target	IT	Jiatong Liang	CN	Raffaele Giammaria	IT	Lamborghini Huracan GT3 EVO	PROAM	8	14	10	1:45.473	1.184	0.124	158.8
9	27	Lazarus Racing	IT	Ezequiel Perez Companc	AR	Eliseo Martínez	ES	Lamborghini Huracan GT3 EVO	PROAM	9	14	9	1:46.489	2.200	1.016	157.3
10	13	GetSpeed Performance	DE	Denis Remenyako	RUS	Fabian Schiller	DE	Mercedes AMG GT3	PROAM	10	15	14	1:47.120	2.831	0.631	156.4
AM																
1	8	Antonelli MotorSport	IT	Giuseppe Cipriani	IT			Mercedes AMG GT3	AM	1	13	12	1:47.310			156.1
2	11	GetSpeed Performance	DE	Janine Hill	GB	John Shoffner	US	Mercedes AMG GT3	AM	2	12	10	1:47.847	0.537	0.537	155.3
3	4	Boutsen Ginion	BE	Claude-Yves Gosselin	FR	Pierre Feligioni	FR	Lamborghini Huracan GT3 EVO	AM	3	16	9	1:51.285	3.975	3.438	150.5
4	5	Olimp Racing	POL	Stanislaw Jedlinski	POL			Mercedes AMG GT3	AM	4	14	12	1:54.273	6.963	2.988	146.6

Published at:.....

Track Temp: 23.0 °C Air Temp: 20.3 °C Humidity: 84 % Track Status: DRY

Stewards:	Race Director:	Timekeeper:
------------------	-----------------------	--------------------





Circuit de Barcelona
International GT Open
Qualifying - 2 Driver - 2
Lap Analysis



3							6								
1 Beitske Visser			BMW M6 GT3				1 Riccardo Agostini			Mercedes AMG GT3					
PRO			Senkyr Motorsport				PRO			Antonelli MotorSport					
2 Richard Gonda							2 Loris Spinelli								
Lap	D	Time	Sector 1	Sector 2	Sector 3	T. Spd	Elapsed	Lap	D	Time	Sector 1	Sector 2	Sector 3	T. Spd	Elapsed
1	1	9:32:17.666	9:30:56.643	43.699	37.324	186.2	9:32:17.666	1	2	9:32:15.133	9:30:56.495	41.922	36.716	190.1	9:32:15.133
2	1	1:50.639	31.614	42.353	36.672	261.5	9:34:08.305	2	2	1:47.355	30.837	40.965	35.553	255.9	9:34:02.488
3	1	1:56.092 P	31.530	42.085	42.477	262.1	9:36:04.397	3	2	1:47.060	30.491	41.284	35.285	258.9	9:35:49.548
4	1	2:51.475	1:33.591	41.840	36.044	193.2	9:38:55.872	4	2	1:48.677	30.465	41.300	36.912	260.2	9:37:38.225
5	1	1:47.633	30.888	41.082	35.663	263.4	9:40:43.505	5	2	1:51.924 P	30.477	40.807	40.640	258.9	9:39:30.149
6	1	1:47.428	30.724	41.164	35.540	262.7	9:42:30.933	6	2	4:11.136	2:50.897	41.903	38.336	192.1	9:43:41.285
7	1	1:47.555	30.793	41.139	35.623	263.4	9:44:18.488	7	2	1:46.149	30.678	40.528	34.943	257.1	9:45:27.434
8	1	1:58.523 P	31.301	41.831	45.391	262.7	9:46:17.011	8	2	1:45.698	30.316	40.469	34.913	258.9	9:47:13.132
9	1	5:25.494	4:07.591	41.908	35.995	192.1	9:51:42.505	9	2	1:50.920 P	30.260	40.786	39.874	258.3	9:49:04.052
10	1	1:46.490	30.577	40.674	35.239	262.1	9:53:28.995	10	2	4:14.813	2:58.104	41.953	34.756	191.4	9:53:18.865
11	1	1:45.995	30.197	40.563	35.235	260.2	9:55:14.990	11	2	1:45.063	30.235	40.108	34.720	257.7	9:55:03.928
12	1	1:55.124 P	30.459	41.159	43.506	263.4	9:57:10.114	12	2	1:45.344	30.304	40.201	34.839	257.1	9:56:49.272
4							8								
1 Claude-Yves Gosselin			Lamborghini Huracan GT3 EVO				1 Giuseppe Cipriani			Mercedes AMG GT3					
AM			Boutsen Ginion				AM			Antonelli MotorSport					
2 Pierre Feligioni							2								
Lap	D	Time	Sector 1	Sector 2	Sector 3	T. Spd	Elapsed	Lap	D	Time	Sector 1	Sector 2	Sector 3	T. Spd	Elapsed
1	2	9:32:31.732	9:31:03.649	45.376	42.707	181.5	9:32:31.732	1	1	9:32:44.669	9:31:24.580	43.287	36.802	182.7	9:32:44.669
2	2	2:06.811 P	33.821	43.701	49.289	250.0	9:34:38.543	2	1	1:49.438	31.384	41.708	36.346	255.9	9:34:34.107
3	2	3:00.747	1:38.545	43.304	38.898	183.3	9:37:39.290	3	1	1:50.482	31.160	41.535	37.787	256.5	9:36:24.589
4	2	1:53.802	32.391	43.391	38.020	255.3	9:39:33.092	4	1	1:53.547	32.240	42.355	38.952	257.1	9:38:18.136
5	2	1:56.159	32.927	43.156	40.076	239.4	9:41:29.251	5	1	1:48.665	31.183	41.512	35.970	255.9	9:40:06.801
6	2	1:54.292	33.018	43.299	37.975	250.5	9:43:23.543	6	1	1:56.390 P	31.193	41.793	43.404	256.5	9:42:03.191
7	2	2:04.229 P	32.741	43.822	47.666	252.9	9:45:27.772	7	1	4:28.485	3:09.411	42.317	36.757	187.1	9:46:31.676
8	2	2:57.556	1:36.018	44.294	37.244	182.7	9:48:25.328	8	1	1:57.164 P	31.822	41.956	43.386	254.1	9:48:28.840
9	2	1:51.285	31.565	42.605	37.115	255.9	9:50:16.613	9	1	4:08.668	2:49.730	42.181	36.757	185.8	9:52:37.508
10	2	1:51.756	31.870	42.294	37.592	256.5	9:52:08.369	10	1	1:48.535	30.945	42.083	35.507	256.5	9:54:26.043
11	2	1:51.427	31.682	42.016	37.729	253.5	9:53:59.796	11	1	1:47.452	30.770	41.260	35.422	256.5	9:56:13.495
12	2	1:52.093	31.861	42.931	37.301	254.7	9:55:51.889	12	1	1:47.310	30.796	41.131	35.383	256.5	9:58:00.805
13	2	1:53.426	31.837	42.245	39.344	257.1	9:57:45.315	13	1	1:56.087 P	30.907	41.247	43.933	256.5	9:59:56.892
14	2	1:51.358	31.843	42.441	37.074	254.7	9:59:36.673								
15	2	1:53.299	31.781	42.417	39.101	253.5	10:01:29.972								
16	2	2:30.703 P	37.868	54.388	58.447	191.4	10:04:00.675								
5							10								
1 Stanislaw Jedlinski			Mercedes AMG GT3				1 Miguel Ramos			Mercedes AMG GT3					
AM			Olimp Racing				PRO			SPS Automotive Performance					
2							2 Fabrizio Crestani								
Lap	D	Time	Sector 1	Sector 2	Sector 3	T. Spd	Elapsed	Lap	D	Time	Sector 1	Sector 2	Sector 3	T. Spd	Elapsed
1	1	9:32:32.896	9:31:10.555	43.868	38.473	183.3	9:32:32.896	1	1	9:32:11.269	9:30:49.921	41.757	39.591	182.7	9:32:11.269
2	1	1:56.476	33.025	44.595	38.856	255.3	9:34:29.372	2	1	1:50.241	31.027	43.295	35.919	258.9	9:34:01.510
3	1	1:54.748	32.209	43.433	39.106	254.7	9:36:24.120	3	1	1:59.657 P	30.775	42.724	46.158	259.6	9:36:01.167
4	1	1:58.756	34.031	45.269	39.456	253.5	9:38:22.876	4	1	3:19.690	2:00.335	42.254	37.101	154.9	9:39:20.857
5	1	1:56.033	32.814	44.753	38.466	254.1	9:40:18.909	5	1	1:47.387	30.546	40.840	36.001	259.6	9:41:08.244
6	1	1:57.862	32.693	44.910	40.259	252.9	9:42:16.771	6	1	1:46.707	30.564	40.863	35.280	259.6	9:42:54.951
7	1	1:56.874	33.260	44.894	38.720	251.7	9:44:13.645	7	1	1:46.340	30.476	40.612	35.252	259.6	9:44:41.291
8	1	1:56.682	32.893	44.348	39.441	251.1	9:46:10.327	8	1	1:57.735 P	30.406	40.833	46.496	260.2	9:46:39.026
9	1	2:13.076 P	33.940	47.594	51.542	252.3	9:48:23.403	9	1	4:29.579	3:13.011	41.359	35.209	187.5	9:51:08.605
10	1	6:06.765	4:43.507	45.196	38.062	186.8	9:54:30.168	10	1	1:45.082	30.246	40.221	34.615	258.3	9:52:53.687
11	1	1:55.510	32.084	43.531	39.895	255.9	9:56:25.678	11	1	1:45.625	30.197	40.384	35.044	259.6	9:54:39.312
12	1	1:54.273	32.410	44.023	37.840	254.1	9:58:19.951	12	1	1:54.006	30.301	44.528	39.177	260.8	9:56:33.318
13	1	1:55.055	32.154	44.252	38.649	254.1	10:00:15.006	13	1	1:57.121 P	30.262	41.860	44.999	259.6	9:58:30.439
14	1	2:14.497 P	35.374	47.848	51.275	246.5	10:02:29.503								





Circuit de Barcelona
International GT Open
Qualifying - 2 Driver - 2
Lap Analysis



11							14								
AM			Mercedes AMG GT3				PRO			Lamborghini Huracan GT3 EVO					
2 John Shoffner			GetSpeed Performance				2 Mikaël Grenier			Emil Frey Racing					
Lap	D	Time	Sector 1	Sector 2	Sector 3	T. Spd	Elapsed	Lap	D	Time	Sector 1	Sector 2	Sector 3	T. Spd	Elapsed
1	2	9:33:29.093	9:31:59.072	41.906	48.115	191.8	9:33:29.093	1	2	9:32:17.750 P	9:30:53.256	42.047	42.447	184.6	9:32:17.750
2	2	2:04.476	30.850	52.391	41.235	260.2	9:35:33.569	2	2	2:37.803	1:18.457	41.158	38.188	190.4	9:34:55.553
3	2	1:51.237	31.960	42.482	36.795	257.1	9:37:24.806	3	2	1:45.325	30.316	40.365	34.644	259.6	9:36:40.878
4	2	1:51.298	31.105	42.568	37.625	258.9	9:39:16.104	4	2	1:45.037	30.195	40.178	34.664	260.8	9:38:25.915
5	2	1:53.340	32.788	42.567	37.985	257.7	9:41:09.444	5	2	1:50.519	30.228	42.695	37.596	262.1	9:40:16.434
6	2	2:01.020 P	33.082	42.571	45.367	258.9	9:43:10.464	6	2	1:45.443	30.164	40.476	34.803	260.8	9:42:01.877
7	2	4:56.465	3:34.284	45.036	37.145	193.8	9:48:06.929	7	2	1:53.876 P	31.198	42.811	39.867	259.6	9:43:55.753
8	2	1:48.665	30.857	41.615	36.193	257.7	9:49:55.594	8	2	8:20.826	6:54.357	48.727	37.742	188.4	9:52:16.579
9	2	1:48.802	30.914	41.700	36.188	260.2	9:51:44.396	9	2	1:44.470	30.059	39.872	34.539	259.6	9:54:01.049
10	2	1:47.847	30.685	41.331	35.831	261.5	9:53:32.243	10	2	1:49.288	30.574	41.649	37.065	262.7	9:55:50.337
11	2	1:49.347	30.548	41.460	37.339	262.1	9:55:21.590	11	2	1:44.477	30.006	39.957	34.514	260.2	9:57:34.814
12	2	2:06.975 P	31.551	45.375	50.049	255.9	9:57:28.565	12	2	1:44.520	29.897	39.987	34.636	261.5	9:59:19.334

12							16								
PRO			Lamborghini Huracan GT3 EVO				PROAM			McLaren 720 s					
2 Najji Razak			Ombra Racing				2 Allam Khodair			Teo Martín Motorsport					
Lap	D	Time	Sector 1	Sector 2	Sector 3	T. Spd	Elapsed	Lap	D	Time	Sector 1	Sector 2	Sector 3	T. Spd	Elapsed
1	1	9:33:12.731	9:31:55.301	42.055	35.375	186.8	9:33:12.731	1	2	9:39:39.230	9:38:17.943	45.191	36.096	111.4	9:39:39.230
2	1	1:46.682	30.551	40.957	35.174	259.6	9:34:59.413	2	2	1:46.674	30.449	40.707	35.518	261.5	9:41:25.904
3	1	1:46.683	30.458	40.853	35.372	262.1	9:36:46.096	3	2	1:46.072	30.422	40.887	34.763	263.4	9:43:11.976
4	1	1:52.125 P	30.475	41.060	40.590	260.8	9:38:38.221	4	2	1:48.456	30.339	41.189	36.928	264.7	9:45:00.432
5	1	4:16.312 P	2:53.583	41.469	41.260	191.4	9:42:54.533	5	2	1:45.811	30.245	40.616	34.950	262.1	9:46:46.243
6	1	4:57.207	3:40.709	41.230	35.268	190.4	9:47:51.740	6	2	1:50.688 P	30.185	41.010	39.493	262.7	9:48:36.931
7	1	1:45.474	30.265	40.388	34.821	259.6	9:49:37.214	7	2	5:16.844	3:57.244	44.485	35.115	137.9	9:53:53.775
8	1	1:46.117	30.234	40.715	35.168	260.8	9:51:23.331	8	2	1:44.560	29.999	40.082	34.479	264.0	9:55:38.335
9	1	1:52.891 P	30.360	40.522	42.009	262.1	9:53:16.222	9	2	1:48.994	29.970	41.821	37.203	263.4	9:57:27.329
10	1	3:57.918	2:40.886	41.373	35.659	190.8	9:57:14.140	10	2	1:46.734	30.071	40.401	36.262	263.4	9:59:14.063
11	1	1:53.434 P	30.391	41.242	41.801	260.8	9:59:07.574	11	2	1:51.044 P	30.091	40.964	39.989	263.4	10:01:05.107

13							17								
PROAM			Mercedes AMG GT3				PRO			McLaren 720 s					
2 Fabian Schiller			GetSpeed Performance				2 Andrés Saravia			Teo Martín Motorsport					
Lap	D	Time	Sector 1	Sector 2	Sector 3	T. Spd	Elapsed	Lap	D	Time	Sector 1	Sector 2	Sector 3	T. Spd	Elapsed
1	1	9:32:09.376	9:30:47.789	42.693	38.894	189.1	9:32:09.376	1	2	9:32:06.033	9:30:44.700	44.623	36.710	182.1	9:32:06.033
2	1	1:49.448	31.085	41.729	36.634	256.5	9:33:58.824	2	2	1:48.980	31.355	41.432	36.193	258.9	9:33:55.013
3	1	1:49.237	31.037	41.876	36.324	258.3	9:35:48.061	3	2	1:46.983	30.665	40.932	35.386	262.1	9:35:41.996
4	1	1:54.259	31.218	42.931	40.110	258.3	9:37:42.320	4	2	1:55.434 P	31.519	42.196	41.719	250.0	9:37:37.430
5	1	1:50.872	31.215	42.595	37.062	258.9	9:39:33.192	5	2	4:00.863	2:41.386	44.119	35.358	195.6	9:41:38.293
6	1	1:49.313	31.302	41.840	36.171	255.9	9:41:22.505	6	2	1:46.136	30.456	40.581	35.099	262.1	9:43:24.429
7	1	1:48.482	31.126	41.520	35.836	257.7	9:43:10.987	7	2	1:49.852	31.529	42.010	36.313	264.0	9:45:14.281
8	1	2:00.445 P	30.927	42.485	47.033	258.3	9:45:11.432	8	2	1:45.498	30.219	40.491	34.788	262.1	9:46:59.779
9	1	3:11.542	1:52.989	42.400	36.153	191.4	9:48:22.974	9	2	1:51.775 P	30.741	41.227	39.807	262.7	9:48:51.554
10	1	1:47.707	30.808	41.283	35.616	258.3	9:50:10.681	10	2	5:27.645	3:56.556	51.137	39.952	193.8	9:54:19.199
11	1	1:47.847	30.692	41.240	35.915	257.1	9:51:58.528	11	2	1:44.314	29.907	39.973	34.434	262.7	9:56:03.513
12	1	1:47.763	30.642	41.438	35.683	259.6	9:53:46.291	12	2	1:52.155	30.349	45.264	36.542	262.7	9:57:55.668
13	1	1:47.776	30.644	40.802	36.330	258.9	9:55:34.067	13	2	1:58.635 P	30.052	40.757	47.826	262.1	9:59:54.303
14	1	1:47.120	30.671	40.609	35.840	258.9	9:57:21.187								
15	1	2:31.331 P	33.757	59.174	58.400	258.3	9:59:52.518								





Circuit de Barcelona
International GT Open
Qualifying - 2 Driver - 2
Lap Analysis



19

1 Jiatong Liang
 Lamborghini Huracan GT3 EVO

27

1 Ezequiel Perez Companc
 Lamborghini Huracan GT3 EVO

PROAM

2 Raffaele Giammaria

Raton Racing by Target

PROAM

2 Eliseo Martínez

Lazarus Racing

Lap	D	Time	Sector 1	Sector 2	Sector 3	T. Spd	Elapsed	Lap	D	Time	Sector 1	Sector 2	Sector 3	T. Spd	Elapsed
1	2	9:32:41.610	9:31:21.086	44.048	36.476	186.2	9:32:41.610	1	2	9:32:00.730	9:30:39.548	43.444	37.738	186.5	9:32:00.730
2	2	2:01.999	30.946	43.219	47.834	255.3	9:34:43.609	2	2	1:50.136	31.450	42.224	36.462	255.9	9:33:50.866
3	2	1:46.974	30.639	40.825	35.510	256.5	9:36:30.583	3	2	1:49.121	31.335	41.780	36.006	257.1	9:35:39.987
4	2	1:54.861 P	30.650	42.099	42.112	257.7	9:38:25.444	4	2	1:48.450	31.269	41.462	35.719	258.3	9:37:28.437
5	2	4:23.877	3:05.216	41.327	37.334	186.2	9:42:49.321	5	2	1:48.116	31.000	41.393	35.723	258.3	9:39:16.553
6	2	1:45.886	30.469	40.680	34.737	258.9	9:44:35.207	6	2	1:55.855 P	31.977	41.817	42.061	260.8	9:41:12.408
7	2	1:47.478	30.410	40.563	36.505	259.6	9:46:22.685	7	2	6:26.283	5:09.543	41.331	35.409	186.2	9:47:38.691
8	2	2:03.422 P	30.501	48.313	44.608	258.9	9:48:26.107	8	2	1:46.796	30.822	40.990	34.984	257.1	9:49:25.487
9	2	3:01.571	1:38.559	47.180	35.832	191.1	9:51:27.678	9	2	1:46.489	30.759	40.810	34.920	258.3	9:51:11.976
10	2	1:45.473	30.301	40.355	34.817	259.6	9:53:13.151	10	2	1:51.137	30.711	42.903	37.523	258.3	9:53:03.113
11	2	1:45.519	30.295	40.474	34.750	258.9	9:54:58.670	11	2	1:46.667	30.864	40.876	34.927	258.3	9:54:49.780
12	2	1:48.861	31.023	42.556	35.282	258.3	9:56:47.531	12	2	1:47.151	30.644	40.923	35.584	258.9	9:56:36.931
13	2	1:45.579	30.355	40.454	34.770	258.3	9:58:33.110	13	2	1:46.927	30.755	40.839	35.333	258.9	9:58:23.858
14	2	1:55.467 P	30.369	43.464	41.634	258.3	10:00:28.577	14	2	1:58.780 P	31.856	43.305	43.619	258.9	10:00:22.638

20

1 Valentin Pierburg
 Mercedes AMG GT3

33

1 Russell Ward
 Mercedes AMG GT3

PROAM

2 Tom Onslow-Cole

SPS Automotive Performance

PROAM

2 Indy Dontje

HTP Motorsport / Winward Racing

Lap	D	Time	Sector 1	Sector 2	Sector 3	T. Spd	Elapsed	Lap	D	Time	Sector 1	Sector 2	Sector 3	T. Spd	Elapsed
1	2	9:32:03.984	9:30:45.797	42.030	36.157	182.4	9:32:03.984	1	2	9:33:27.682	9:32:02.278	44.943	40.461	188.1	9:33:27.682
2	2	1:56.134 P	30.723	40.966	44.445	259.6	9:34:00.118	2	2	1:47.639	30.988	41.149	35.502	257.7	9:35:15.321
3	2	2:53.162	1:33.690	42.727	36.745	191.4	9:36:53.280	3	2	1:47.052	30.679	40.967	35.406	259.6	9:37:02.373
4	2	1:45.145	30.095	40.193	34.857	259.6	9:38:38.425	4	2	1:46.439	30.491	40.806	35.142	260.2	9:38:48.812
5	2	1:45.086	30.090	40.330	34.666	259.6	9:40:23.511	5	2	1:46.025	30.426	40.556	35.043	260.2	9:40:34.837
6	2	1:55.814 P	30.486	42.319	43.009	260.2	9:42:19.325	6	2	1:46.177	30.469	40.557	35.151	259.6	9:42:21.014
7	2	3:34.923	2:19.077	40.883	34.963	191.8	9:45:54.248	7	2	1:52.162 P	30.434	41.268	40.460	261.5	9:44:13.176
8	2	1:51.048 P	30.179	40.669	40.200	258.9	9:47:45.296	8	2	7:40.614	6:17.008	44.179	39.427	142.1	9:51:53.790
9	2	3:51.748	2:29.961	44.318	37.469	193.5	9:51:37.044	9	2	1:45.690	30.412	40.259	35.019	258.3	9:53:39.480
10	2	1:44.289	29.862	39.694	34.733	260.2	9:53:21.333	10	2	1:45.240	30.118	40.151	34.971	260.2	9:55:24.720
11	2	1:53.636 P	30.034	40.869	42.733	261.5	9:55:14.969	11	2	1:46.056	30.196	40.380	35.480	260.8	9:57:10.776
12	2	2:36.432	1:16.277	41.994	38.161	192.8	9:57:51.401	12	2	1:45.686	30.214	40.359	35.113	258.9	9:58:56.462
13	2	1:48.114	30.089	40.434	37.591	258.9	9:59:39.515	13	2	1:45.384	30.254	40.289	34.841	259.6	10:00:41.846
14	2	1:57.899 P	29.922	43.384	44.593	260.8	10:01:37.414	14	2	1:56.949 P	32.984	42.180	41.785	259.6	10:02:38.795

22

1 Marcio Basso
 Mercedes AMG GT3

59

1 Martin Kodrić
 McLaren 720 s

PROAM

2 Guilherme Salas

Sports and You

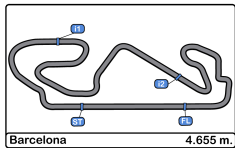
PRO

2 Henrique Chaves

Teo Martín Motorsport

Lap	D	Time	Sector 1	Sector 2	Sector 3	T. Spd	Elapsed	Lap	D	Time	Sector 1	Sector 2	Sector 3	T. Spd	Elapsed
1	2	9:31:56.783	9:30:37.328	41.477	37.978	186.2	9:31:56.783	1	2	9:32:38.726	9:31:19.578	42.851	36.297	188.1	9:32:38.726
2	2	1:46.617	30.499	40.819	35.299	258.9	9:33:43.400	2	2	1:48.857	30.633	41.334	36.890	264.7	9:34:27.583
3	2	1:47.313	30.524	40.885	35.904	262.1	9:35:30.713	3	2	1:51.310 P	30.848	41.314	39.148	263.4	9:36:18.893
4	2	1:46.609	30.565	40.638	35.406	260.8	9:37:17.322	4	2	2:55.045	1:38.106	41.365	35.574	166.4	9:39:13.938
5	2	1:52.264 P	30.505	42.301	39.458	260.8	9:39:09.586	5	2	1:44.964	30.004	40.324	34.636	264.0	9:40:58.902
6	2	5:12.194	3:48.790	41.297	42.107	183.0	9:44:21.780	6	2	1:47.980	30.493	41.713	35.774	264.7	9:42:46.882
7	2	1:58.675	30.343	40.547	47.785	260.2	9:46:20.455	7	2	1:45.236	30.178	40.315	34.743	264.7	9:44:32.118
8	2	1:50.539	30.227	40.794	39.518	258.9	9:48:10.994	8	2	1:56.078 P	31.089	44.560	40.429	264.7	9:46:28.196
9	2	1:45.423	30.253	40.342	34.828	260.2	9:49:56.417	9	2	8:15.583	6:56.474	42.858	36.251	185.5	9:54:43.779
10	2	1:53.382 P	31.341	41.602	40.439	259.6	9:51:49.799	10	2	1:44.928	30.134	40.256	34.538	263.4	9:56:28.707
11	2	2:47.883	1:28.399	42.259	37.225	192.5	9:54:37.682	11	2	1:47.133	30.078	41.389	35.666	265.3	9:58:15.840
12	2	1:44.709	30.050	40.030	34.629	260.8	9:56:22.391	12	2	1:52.993 P	30.101	40.203	42.689	263.4	10:00:08.833
13	2	1:44.830	29.866	40.161	34.803	260.2	9:58:07.221								
14	2	1:53.898 P	30.109	40.983	42.806	259.6	10:00:01.119								





Circuit de Barcelona
International GT Open
Qualifying - 2 Driver - 2
Lap Analysis



63

1 Albert Costa
 Lamborghini Huracan GT3 EVO
 PRO
 2 Giacomo Altoè
 Emil Frey Racing

Lap	D	Time	Sector 1	Sector 2	Sector 3	T. Spd	Elapsed
1	1	9:32:26.759	9:31:05.155	42.203	39.401	188.1	9:32:26.759
2	1	1:46.761	30.279	41.334	35.148	258.9	9:34:13.520
3	1	1:45.413	30.124	40.466	34.823	260.8	9:35:58.933
4	1	1:45.251	30.058	40.420	34.773	262.1	9:37:44.184
5	1	1:53.120 P	30.822	42.296	40.002	262.7	9:39:37.304
6	1	4:10.366	2:47.046	41.892	41.428	191.4	9:43:47.670
7	1	1:44.755	30.043	40.159	34.553	260.2	9:45:32.425
8	1	1:44.574	29.914	40.129	34.531	262.7	9:47:16.999
9	1	1:44.805	29.909	40.176	34.720	262.7	9:49:01.804
10	1	1:50.883 P	30.826	41.017	39.040	261.5	9:50:52.687
11	1	6:49.667	5:33.541	40.611	35.515	190.1	9:57:42.354
12	1	1:43.920	29.859	39.822	34.239	260.8	9:59:26.274
13	1	1:49.038 P	29.869	40.009	39.160	262.1	10:01:15.312

90

1 Christoph Lenz
 Lamborghini Huracan GT3 EVO
 PROAM
 2 Franck Perera
 Raton Racing by Target

Lap	D	Time	Sector 1	Sector 2	Sector 3	T. Spd	Elapsed
1	2	9:33:38.608	9:32:15.282	43.739	39.587	131.5	9:33:38.608
2	2	1:48.867	30.899	42.469	35.499	255.3	9:35:27.475
3	2	1:45.847	30.604	40.596	34.647	257.7	9:37:13.322
4	2	1:50.716 P	30.408	40.652	39.656	257.7	9:39:04.038
5	2	6:21.320	5:05.124	41.046	35.150	187.5	9:45:25.358
6	2	1:45.219	30.346	40.175	34.698	257.1	9:47:10.577
7	2	1:45.174	30.213	40.323	34.638	257.7	9:48:55.751
8	2	1:50.817 P	30.280	40.425	40.112	257.7	9:50:46.568
9	2	2:39.899	1:19.164	45.024	35.711	184.9	9:53:26.467
10	2	1:44.881	30.210	40.071	34.600	258.3	9:55:11.348
11	2	1:44.905	30.078	40.184	34.643	257.7	9:56:56.253
12	2	1:44.663	30.097	40.098	34.468	257.7	9:58:40.916
13	2	1:44.863	30.209	40.156	34.498	258.3	10:00:25.779
14	2	2:07.434 P	32.885	47.172	47.377	241.6	10:02:33.213

66

1 Frederik Schandorff
 Lamborghini Huracan GT3 EVO
 PROAM
 2 Tuomas Tujula
 Vincenzo Sospiri Racing

Lap	D	Time	Sector 1	Sector 2	Sector 3	T. Spd	Elapsed
1	1	9:31:53.600	9:30:36.212	41.849	35.539	183.3	9:31:53.600
2	1	1:47.820	30.653	41.493	35.674	258.3	9:33:41.420
3	1	1:50.913 P	30.456	41.112	39.345	260.8	9:35:32.333
4	1	2:43.537	1:26.287	41.701	35.549	191.4	9:38:15.870
5	1	1:45.549	30.205	40.429	34.915	258.9	9:40:01.419
6	1	1:45.702	30.219	40.297	35.186	259.6	9:41:47.121
7	1	1:51.714 P	30.515	41.662	39.537	260.8	9:43:38.835
8	1	3:40.508	2:23.923	41.290	35.295	191.4	9:47:19.343
9	1	1:45.899	30.145	40.438	35.316	261.5	9:49:05.242
10	1	1:49.919 P	30.258	40.662	38.999	260.2	9:50:55.161
11	1	3:17.405	1:54.436	41.255	41.714	192.8	9:54:12.566
12	1	1:44.707	30.045	40.084	34.578	258.3	9:55:57.273
13	1	1:46.390	30.177	40.468	35.745	264.7	9:57:43.663
14	1	1:45.362	30.145	40.360	34.857	260.2	9:59:29.025
15	1	1:52.694 P	30.947	41.900	39.847	262.1	10:01:21.719

96

1 Oliver Wilkinson
 Aston Martin GT3 AMR MY2019
 PRO
 2 Darren Turner
 Optimum Motorsport

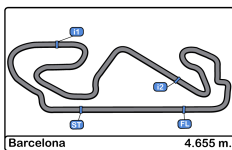
Lap	D	Time	Sector 1	Sector 2	Sector 3	T. Spd	Elapsed
1	1	9:32:28.887	9:31:01.688	46.635	40.564	145.1	9:32:28.887
2	1	2:03.350 P	33.629	43.563	46.158	226.4	9:34:32.237
3	1	3:04.048	1:43.372	42.416	38.260	157.4	9:37:36.285
4	1	1:46.843	30.695	41.013	35.135	264.0	9:39:23.128
5	1	1:46.807	30.612	40.881	35.314	265.3	9:41:09.935
6	1	1:51.011	31.334	41.620	38.057	266.0	9:43:00.946
7	1	1:51.362 P	30.577	40.956	39.829	264.7	9:44:52.308
8	1	3:37.842	2:18.786	42.669	36.387	193.8	9:48:30.150
9	1	1:46.310	30.267	40.773	35.270	264.7	9:50:16.460
10	1	1:45.853	30.247	40.808	34.798	264.7	9:52:02.313
11	1	1:46.027	30.229	40.783	35.015	266.0	9:53:48.340
12	1	1:55.848	34.098	44.957	36.793	222.2	9:55:44.188
13	1	1:45.690	30.121	40.612	34.957	264.7	9:57:29.878
14	1	1:48.659	30.195	40.708	37.756	265.3	9:59:18.537
15	1	1:52.682 P	30.351	41.095	41.236	264.7	10:01:11.219

77

1 Marcin Jedlinski
 Audi R8 LMS EVO
 PROAM
 2 Mateusz Lisowski
 Olimp Racing

Lap	D	Time	Sector 1	Sector 2	Sector 3	T. Spd	Elapsed
1	2	9:33:23.510	9:32:03.431	43.793	36.286	193.2	9:33:23.510
2	2	1:46.018	30.520	40.576	34.922	262.1	9:35:09.528
3	2	1:45.509	30.249	40.394	34.866	262.7	9:36:55.037
4	2	1:46.012	30.219	40.870	34.923	265.3	9:38:41.049
5	2	1:45.349	30.251	40.420	34.678	264.0	9:40:26.398
6	2	1:45.490	30.074	40.626	34.790	264.0	9:42:11.888
7	2	1:50.791 P	30.277	40.380	40.134	263.4	9:44:02.679
8	2	8:56.388	7:39.320	42.128	34.940	193.8	9:52:59.067
9	2	1:45.350	30.397	40.190	34.763	262.7	9:54:44.417
10	2	2:04.786 P	33.288	44.094	47.404	264.7	9:56:49.203



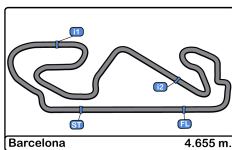


Circuito de Barcelona
International GT Open
Qualifying - 2 Driver - 2
Best Sectors Results



Sector - 1				Sector - 2				Sector - 3				Ideal Lap vs Best Lap				
Clas	Nº	Driver	Time	Nº	Driver	Time	Nº	Driver	Time	Clas	Nº	Driver	Ideal Lap	Best Lap	Clas	
1	63	Albert Costa	29.859	20	Tom Onslow-Cole	39.694	63	Albert Costa	34.239	1	63	Albert Costa	1:43.920	1:43.920	1	
2	20	Tom Onslow-Cole	29.862	63	Albert Costa	39.822	17	Andrés Saravia	34.434	2	20	Tom Onslow-Cole	1:44.222	1:44.289	2	
3	22	Guilherme Salas	29.866	14	Mikaël Grenier	39.872	90	Franck Perera	34.468	3	14	Mikaël Grenier	1:44.283	1:44.470	4	
4	14	Mikaël Grenier	29.897	17	Andrés Saravia	39.973	16	Allam Khodair	34.479	4	17	Andrés Saravia	1:44.314	1:44.314	3	
5	17	Andrés Saravia	29.907	22	Guilherme Salas	40.030	14	Mikaël Grenier	34.514	5	22	Guilherme Salas	1:44.525	1:44.709	8	
6	16	Allam Khodair	29.970	90	Franck Perera	40.071	59	Henrique Chaves	34.538	6	16	Allam Khodair	1:44.531	1:44.560	5	
7	59	Henrique Chaves	30.004	16	Allam Khodair	40.082	66	Frederik Schandorff	34.578	7	90	Franck Perera	1:44.617	1:44.663	6	
8	66	Frederik Schandorff	30.045	66	Frederik Schandorff	40.084	10	Miguel Ramos	34.615	8	66	Frederik Schandorff	1:44.707	1:44.707	7	
9	77	Mateusz Lisowski	30.074	6	Loris Spinelli	40.108	22	Guilherme Salas	34.629	9	59	Henrique Chaves	1:44.745	1:44.928	9	
10	90	Franck Perera	30.078	33	Indy Dontje	40.151	20	Tom Onslow-Cole	34.666	10	6	Loris Spinelli	1:44.937	1:45.063	10	
11	6	Loris Spinelli	30.109	77	Mateusz Lisowski	40.190	77	Mateusz Lisowski	34.678	11	77	Mateusz Lisowski	1:44.942	1:45.349	13	
12	33	Indy Dontje	30.118	59	Henrique Chaves	40.203	6	Loris Spinelli	34.720	12	10	Miguel Ramos	1:45.033	1:45.082	11	
13	96	Oliver Wilkinson	30.121	10	Miguel Ramos	40.221	19	Raffaele Giammaria	34.737	13	33	Indy Dontje	1:45.110	1:45.240	12	
14	10	Miguel Ramos	30.197	19	Raffaele Giammaria	40.355	96	Oliver Wilkinson	34.798	14	19	Raffaele Giammaria	1:45.387	1:45.473	14	
15	3	Beitske Visser	30.197	12	Federico Leo	40.388	12	Federico Leo	34.821	15	12	Federico Leo	1:45.443	1:45.474	15	
16	12	Federico Leo	30.234	3	Beitske Visser	40.563	33	Indy Dontje	34.841	16	96	Oliver Wilkinson	1:45.531	1:45.690	16	
17	19	Raffaele Giammaria	30.295	13	Denis Remenyako	40.609	27	Eliseo Martínez	34.920	17	3	Beitske Visser	1:45.995	1:45.995	17	
18	11	John Shoffner	30.548	96	Oliver Wilkinson	40.612	3	Beitske Visser	35.235	18	27	Eliseo Martínez	1:46.374	1:46.489	18	
19	13	Denis Remenyako	30.642	27	Eliseo Martínez	40.810	8	Giuseppe Cipriani	35.383	19	13	Denis Remenyako	1:46.867	1:47.120	19	
20	27	Eliseo Martínez	30.644	8	Giuseppe Cipriani	41.131	13	Denis Remenyako	35.616	20	8	Giuseppe Cipriani	1:47.284	1:47.310	20	
21	8	Giuseppe Cipriani	30.770	11	John Shoffner	41.331	11	John Shoffner	35.831	21	11	John Shoffner	1:47.710	1:47.847	21	
22	4	Pierre Feligioni	31.565	4	Pierre Feligioni	42.016	4	Pierre Feligioni	37.074	22	4	Pierre Feligioni	1:50.655	1:51.285	22	
23	5	Stanislaw Jedlinski	32.084	5	Stanislaw Jedlinski	43.433	5	Stanislaw Jedlinski	37.840	23	5	Stanislaw Jedlinski	1:53.357	1:54.273	23	



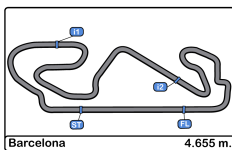


Circuito de Barcelona
International GT Open
Qualifying - 2 Driver - 2
Best 5 Lap Times



Cl	Nº	Entrant/Team	Nat	Driver 1	Nat	Status	Driver 2	Nat	Status	Vehicle	Cat	Cl	Best 1		Best 2		Best 3		Best 4		Best 5	
													Time	Lap	Time	Lap	Time	Lap	Time	Lap	Time	Lap
1	63	Emil Frey Racing	CH	Albert Costa	ES		Giacomo Altoè	IT		Lamborghini Huracan GT3 EVO	PRO	1	1:43.920	12	1:44.574	8	1:44.755	7	1:44.805	9	1:45.251	4
2	20	SPS Automotive Performance	DE	Valentin Pierburg	DE		Tom Onslow-Cole	GB		Mercedes AMG GT3	PROAM	1	1:44.289	10	1:45.086	5	1:45.145	4	1:48.114	13	1:51.048	8
3	17	Teo Martín Motorsport	ES	Fran Rueda	ES		Andrés Saravia	ES		McLaren 720 s	PRO	2	1:44.314	11	1:45.498	8	1:46.136	6	1:46.983	3	1:48.980	2
4	14	Emil Frey Racing	CH	Norbert Siedler	AT		Mikaël Grenier	CA		Lamborghini Huracan GT3 EVO	PRO	3	1:44.470	9	1:44.477	11	1:44.520	12	1:45.037	4	1:45.325	3
5	16	Teo Martín Motorsport	ES	Marcelo Hahn	BR		Allam Khodair	BR		McLaren 720 s	PROAM	2	1:44.560	8	1:45.811	5	1:46.072	3	1:46.674	2	1:46.734	10
6	90	Raton Racing by Target	IT	Christoph Lenz	CH		Franck Perera	FR		Lamborghini Huracan GT3 EVO	PROAM	3	1:44.663	12	1:44.863	13	1:44.881	10	1:44.905	11	1:45.174	7
7	66	Vincenzo Sospiri Racing	IT	Frederik Schandorff	DK		Tuomas Tujula	FI		Lamborghini Huracan GT3 EVO	PROAM	4	1:44.707	12	1:45.362	14	1:45.549	5	1:45.702	6	1:45.899	9
8	22	Sports and You	PT	Marcio Basso	BR		Guilherme Salas	BR		Mercedes AMG GT3	PROAM	5	1:44.709	12	1:44.830	13	1:45.423	9	1:46.609	4	1:46.617	2
9	59	Teo Martín Motorsport	ES	Martin Kodrić	HR		Henrique Chaves	PT		McLaren 720 s	PRO	4	1:44.928	10	1:44.964	5	1:45.236	7	1:47.133	11	1:47.980	6
10	6	Antonelli MotorSport	IT	Riccardo Agostini	IT		Loris Spinelli	IT		Mercedes AMG GT3	PRO	5	1:45.063	11	1:45.321	14	1:45.341	13	1:45.344	12	1:45.698	8
11	10	SPS Automotive Performance	DE	Miguel Ramos	PT		Fabrizio Crestani	IT		Mercedes AMG GT3	PRO	6	1:45.082	10	1:45.625	11	1:46.340	7	1:46.707	6	1:47.387	5
12	33	HTP Motorsport / Winward Racing	DE	Russell Ward	US		Indy Dontje	NL		Mercedes AMG GT3	PROAM	6	1:45.240	10	1:45.384	13	1:45.686	12	1:45.690	9	1:46.025	5
13	77	Olimp Racing	PL	Marcin Jedlinski	PL		Mateusz Lisowski	PL		Audi R8 LMS EVO	PROAM	7	1:45.349	5	1:45.350	9	1:45.490	6	1:45.509	3	1:46.012	4
14	19	Raton Racing by Target	IT	Jiatong Liang	CN		Raffaele Giammaria	IT		Lamborghini Huracan GT3 EVO	PROAM	8	1:45.473	10	1:45.519	11	1:45.579	13	1:45.886	6	1:46.974	3
15	12	Ombra Racing	IT	Federico Leo	IT		Najjy Razak	MY		Lamborghini Huracan GT3 EVO	PRO	7	1:45.474	7	1:46.117	8	1:46.682	2	1:46.683	3	1:52.125	4
16	96	Optimum Motorsport	GB	Oliver Wilkinson	GB		Darren Turner	GB		Aston Martin GT3 AMR MY2019	PRO	8	1:45.690	13	1:45.853	10	1:46.027	11	1:46.310	9	1:46.807	5
17	3	Senkyr Motorsport	CZ	Beitske Visser	NL		Richard Gonda	SK		BMW M6 GT3	PRO	9	1:45.995	11	1:46.490	10	1:47.428	6	1:47.555	7	1:47.633	5
18	27	Lazarus Racing	IT	Ezequiel Perez Companc	AR		Eiiseo Martínez	ES		Lamborghini Huracan GT3 EVO	PROAM	9	1:46.489	9	1:46.667	11	1:46.796	8	1:46.927	13	1:47.151	12
19	13	GetSpeed Performance	DE	Denis Remenyako	RU		Fabian Schiller	DE		Mercedes AMG GT3	PROAM	10	1:47.120	14	1:47.707	10	1:47.763	12	1:47.776	13	1:47.847	11
20	8	Antonelli MotorSport	IT	Giuseppe Cipriani	IT					Mercedes AMG GT3	AM	1	1:47.310	12	1:47.452	11	1:48.535	10	1:48.665	5	1:49.438	2
21	11	GetSpeed Performance	DE	Janine Hill	GB		John Shoffner	US		Mercedes AMG GT3	AM	2	1:47.847	10	1:48.665	8	1:48.802	9	1:49.347	11	1:51.237	3
22	4	Boutsen Ginion	BE	Claude-Yves Gosselin	FR		Pierre Feligioni	FR		Lamborghini Huracan GT3 EVO	AM	3	1:51.285	9	1:51.358	14	1:51.427	11	1:51.756	10	1:52.093	12
23	5	Olimp Racing	PL	Stanislaw Jedlinski	PL					Mercedes AMG GT3	AM	4	1:54.273	12	1:54.748	3	1:55.055	13	1:55.510	11	1:56.033	5



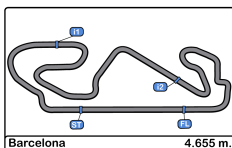


Circuito de Barcelona
International GT Open
Qualifying - 2 Driver - 2
Best 5 Top Speeds



Cl	Nº	Entrant/Team	Nat	Driver 1	Nat	Driver 2	Nat	Vehicle	Cat	Cl	Top 1		Top 2		Top 3		Top 4		Top 5		Avg
											Km/h	Lap	Km/h	Lap	Km/h	Lap	Km/h	Lap	Km/h	Lap	
1	96	Optimum Motorsport	GBR	Oliver Wilkinson	GBR	Darren Turner	GBR	Aston Martin GT3 AMR MY2019	PRO	1	266.0	6	266.0	11	265.3	5	265.3	14	264.7	7	265.4
2	59	Teo Martín Motorsport	ESP	Martin Kodrić	HRV	Henrique Chaves	PRT	McLaren 720 s	PRO	2	265.3	11	264.7	2	264.7	6	264.7	7	264.7	8	264.8
3	77	Olimp Racing	POL	Marcin Jedlinski	POL	Mateusz Lisowski	POL	Audi R8 LMS EVO	PROAM	1	265.3	4	264.7	10	264.0	5	264.0	6	263.4	7	264.3
4	16	Teo Martín Motorsport	ESP	Marcelo Hahn	BRA	Allam Khodair	BRA	McLaren 720 s	PROAM	2	264.7	4	264.0	8	263.4	3	263.4	9	263.4	10	263.8
5	66	Vincenzo Sospiri Racing	ITA	Frederik Schandorff	DNK	Tuomas Tujula	FIN	Lamborghini Huracan GT3 EVO	PROAM	3	264.7	13	262.1	15	261.5	9	260.8	3	260.8	7	262.0
6	17	Teo Martín Motorsport	ESP	Fran Rueda	ESP	Andrés Saravia	GTM	McLaren 720 s	PRO	3	264.0	7	262.7	9	262.7	11	262.7	12	262.1	3	262.9
7	3	Senkyr Motorsport	CZE	Beitske Visser	NLD	Richard Gonda	SVK	BMW M6 GT3	PRO	4	263.4	5	263.4	7	263.4	12	262.7	6	262.7	8	263.1
8	14	Emil Frey Racing	CHE	Norbert Siedler	AUT	Mikaël Grenier	CAN	Lamborghini Huracan GT3 EVO	PRO	5	263.4	13	262.7	10	262.1	5	261.5	12	260.8	4	262.1
9	63	Emil Frey Racing	CHE	Albert Costa	ESP	Giacomo Altoè	ITA	Lamborghini Huracan GT3 EVO	PRO	6	262.7	5	262.7	8	262.7	9	262.1	4	262.1	13	262.5
10	11	GetSpeed Performance	DEU	Janine Hill	GBR	John Shoffner	USA	Mercedes AMG GT3	AM	1	262.1	11	261.5	10	260.2	2	260.2	9	258.9	4	260.6
11	12	Ombra Racing	ITA	Federico Leo	ITA	Najjy Razak	MYS	Lamborghini Huracan GT3 EVO	PRO	7	262.1	3	262.1	9	260.8	4	260.8	8	260.8	11	261.3
12	22	Sports and You	PRT	Marcio Basso	BRA	Guilherme Salas	BRA	Mercedes AMG GT3	PROAM	4	262.1	3	260.8	4	260.8	5	260.8	12	260.2	7	260.9
13	20	SPS Automotive Performance	DEU	Valentin Pierburg	DEU	Tom Onslow-Cole	GBR	Mercedes AMG GT3	PROAM	5	261.5	11	260.8	14	260.2	6	260.2	10	259.6	2	260.4
14	33	HTP Motorsport / Winward Racing	DEU	Russell Ward	USA	Indy Dontje	NLD	Mercedes AMG GT3	PROAM	6	261.5	7	260.8	11	260.2	4	260.2	5	260.2	10	260.6
15	10	SPS Automotive Performance	DEU	Miguel Ramos	PRT	Fabrizio Crestani	ITA	Mercedes AMG GT3	PRO	8	260.8	12	260.2	8	259.6	3	259.6	5	259.6	6	259.9
16	27	Lazarus Racing	ITA	Ezequiel Perez Compagnon	ARG	Eliseo Martínez	ESP	Lamborghini Huracan GT3 EVO	PROAM	7	260.8	6	258.9	12	258.9	13	258.9	14	258.3	4	259.2
17	6	Antonelli MotorSport	ITA	Riccardo Agostini	ITA	Loris Spinelli	ITA	Mercedes AMG GT3	PRO	9	260.2	4	258.9	3	258.9	5	258.9	8	258.9	13	259.2
18	13	GetSpeed Performance	DEU	Denis Remenyako	RUS	Fabian Schiller	DEU	Mercedes AMG GT3	PROAM	8	259.6	12	258.9	5	258.9	13	258.9	14	258.3	3	258.9
19	19	Raton Racing by Target	ITA	Jiatong Liang	CHN	Raffaele Giammaria	ITA	Lamborghini Huracan GT3 EVO	PROAM	9	259.6	7	259.6	10	258.9	6	258.9	8	258.9	11	259.2
20	90	Raton Racing by Target	ITA	Christoph Lenz	CHE	Franck Perera	FRA	Lamborghini Huracan GT3 EVO	PROAM	10	258.3	10	258.3	13	257.7	3	257.7	4	257.7	7	258.0
21	4	Boutsen Ginion	BEL	Claude-Yves Gosselin	FRA	Pierre Feligioni	FRA	Lamborghini Huracan GT3 EVO	AM	2	257.1	13	256.5	10	255.9	9	255.3	4	254.7	12	255.9
22	8	Antonelli MotorSport	ITA	Giuseppe Cipriani	ITA		ITA	Mercedes AMG GT3	AM	3	257.1	4	256.5	3	256.5	6	256.5	10	256.5	11	256.6
23	5	Olimp Racing	POL	Stanislaw Jedlinski	POL		POL	Mercedes AMG GT3	AM	4	255.9	11	255.3	2	254.7	3	254.1	5	254.1	12	254.8



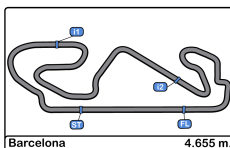


Circuito de Barcelona
International GT Open
Qualifying - 2 Driver - 2
Fastest Laps Sequence



Lap	Time of Day	Session Time	Nº	Entrant/Team	Nat	Driver 1	Nat	Driver 2	Nat	Vehicle	Cat	Time	Km/h
2	9:33:41.420	3:41.420	66	Vincenzo Sospiri Racing	ITA	<u>Frederik Schandorff</u>	DNK	Tuomas Tujula	FIN	Lamborghini Huracan GT3 EVO	PROAM	1:47.820	155.4
2	9:33:43.400	3:43.400	22	Sports and You	PRT	Marcio Basso	BRA	<u>Guilherme Salas</u>	BRA	Mercedes AMG GT3	PROAM	1:46.617	157.1
2	9:35:09.528	5:09.528	77	Olimp Racing	POL	Marcin Jedlinski	POL	<u>Mateusz Lisowski</u>	POL	Audi R8 LMS EVO	PROAM	1:46.018	158.0
3	9:35:58.933	5:58.933	63	Emil Frey Racing	CHE	<u>Albert Costa</u>	ESP	Giacomo Altoè	ITA	Lamborghini Huracan GT3 EVO	PRO	1:45.413	158.9
3	9:36:40.878	6:40.878	14	Emil Frey Racing	CHE	Norbert Siedler	AUT	<u>Mikaël Grenier</u>	CAN	Lamborghini Huracan GT3 EVO	PRO	1:45.325	159.1
4	9:37:44.184	7:44.184	63	Emil Frey Racing	CHE	<u>Albert Costa</u>	ESP	Giacomo Altoè	ITA	Lamborghini Huracan GT3 EVO	PRO	1:45.251	159.2
4	9:38:25.915	8:25.915	14	Emil Frey Racing	CHE	Norbert Siedler	AUT	<u>Mikaël Grenier</u>	CAN	Lamborghini Huracan GT3 EVO	PRO	1:45.037	159.5
5	9:40:58.902	10:58.902	59	Teo Martín Motorsport	ESP	Martin Kodrić	HRV	<u>Henrique Chaves</u>	PRT	McLaren 720 s	PRO	1:44.964	159.6
7	9:45:32.425	15:32.425	63	Emil Frey Racing	CHE	<u>Albert Costa</u>	ESP	Giacomo Altoè	ITA	Lamborghini Huracan GT3 EVO	PRO	1:44.755	159.9
8	9:47:16.999	17:16.999	63	Emil Frey Racing	CHE	<u>Albert Costa</u>	ESP	Giacomo Altoè	ITA	Lamborghini Huracan GT3 EVO	PRO	1:44.574	160.2
10	9:53:21.333	23:21.333	20	SPS Automotive Performance	DEU	Valentin Pierburg	DEU	<u>Tom Onslow-Cole</u>	GBR	Mercedes AMG GT3	PROAM	1:44.289	160.6
12	9:59:26.274	29:26.274	63	Emil Frey Racing	CHE	<u>Albert Costa</u>	ESP	Giacomo Altoè	ITA	Lamborghini Huracan GT3 EVO	PRO	1:43.920	161.2



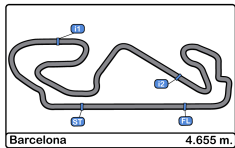


Circuito de Barcelona
International GT Open
Qualifying - 2 Driver - 2
Event Best Maximum Speed



Nº	Entrant/Team	Nat	Driver 1	Nat	Driver 2	Nat	Vehicle	Cat	Km/h	Session
3	Senkyr Motorsport	CZE	Beitske Visser	NLD	Richard Gonda	SVK	BMW M6 GT3	PRO	269.3	Race - 1
59	Teo Martín Motorsport	ESP	Martin Kodrić	HRV	Henrique Chaves	PRT	McLaren 720 s	PRO	269.3	Race - 1
17	Teo Martín Motorsport	ESP	Fran Rueda	ESP	Andrés Saravia	GTM	McLaren 720 s	PRO	267.9	Race - 1
96	Optimum Motorsport	GBR	Oliver Wilkinson	GBR	Darren Turner	GBR	Aston Martin GT3 AMR MY2019	PRO	266.6	Free Practice - 1
77	Olimp Racing	POL	Marcin Jedlinski	POL	Mateusz Lisowski	POL	Audi R8 LMS EVO	PROAM	266.0	Free Practice - 1
33	HTP Motorsport / Winward Racing	DEU	Russell Ward	USA	Indy Dontje	NLD	Mercedes AMG GT3	PROAM	264.7	Race - 1
16	Teo Martín Motorsport	ESP	Marcelo Hahn	BRA	Allam Khodair	BRA	McLaren 720 s	PROAM	264.7	Qualifying - 2 Driver - 2
66	Vincenzo Sospiri Racing	ITA	Frederik Schandorff	DNK	Tuomas Tujula	FIN	Lamborghini Huracan GT3 EVO	PROAM	264.7	Qualifying - 2 Driver - 2
12	Ombra Racing	ITA	Federico Leo	ITA	Najiy Razak	MYS	Lamborghini Huracan GT3 EVO	PRO	264.0	Free Practice - 2
14	Emil Frey Racing	CHE	Norbert Siedler	AUT	Mikaël Grenier	CAN	Lamborghini Huracan GT3 EVO	PRO	264.0	Free Practice - 2
63	Emil Frey Racing	CHE	Albert Costa	ESP	Giacomo Altoè	ITA	Lamborghini Huracan GT3 EVO	PRO	263.4	Free Practice - 1
25	HTP Motorsport	DEU	Alexander Hrachowina	AUT	Martin Konrad	AUT	Mercedes AMG GT3	AM	263.4	Free Practice - 1
6	Antonelli MotorSport	ITA	Riccardo Agostini	ITA	Loris Spinelli	ITA	Mercedes AMG GT3	PRO	263.4	Race - 1
10	SPS Automotive Performance	DEU	Miguel Ramos	PRT	Fabrizio Crestani	ITA	Mercedes AMG GT3	PRO	262.7	Free Practice - 1
20	SPS Automotive Performance	DEU	Valentin Pierburg	DEU	Tom Onslow-Cole	GBR	Mercedes AMG GT3	PROAM	262.7	Free Practice - 2
11	GetSpeed Performance	DEU	Janine Hill	GBR	John Shoffner	USA	Mercedes AMG GT3	AM	262.1	Free Practice - 3 -bronce drivers-
27	Lazarus Racing	ITA	Ezequiel Perez Companc	ARG	Eliseo Martínez	ESP	Lamborghini Huracan GT3 EVO	PROAM	262.1	Free Practice - 1
22	Sports and You	PRT	Marcio Basso	BRA	Guilherme Salas	BRA	Mercedes AMG GT3	PROAM	262.1	Free Practice - 2
13	GetSpeed Performance	DEU	Denis Remenyako	RUS	Fabian Schiller	DEU	Mercedes AMG GT3	PROAM	262.1	Race - 1
90	Raton Racing by Target	ITA	Christoph Lenz	CHE	Franck Perera	FRA	Lamborghini Huracan GT3 EVO	PROAM	261.5	Free Practice - 2
19	Raton Racing by Target	ITA	Jiatong Liang	CHN	Raffaele Giammaria	ITA	Lamborghini Huracan GT3 EVO	PROAM	260.8	Free Practice - 2
8	Antonelli MotorSport	ITA	Giuseppe Cipriani	ITA			Mercedes AMG GT3	AM	260.2	Free Practice - 2
4	Boutsen Ginion	BEL	Claude-Yves Gosselin	FRA	Pierre Feligioni	FRA	Lamborghini Huracan GT3 EVO	AM	257.1	Qualifying - 2 Driver - 2
5	Olimp Racing	POL	Stanislaw Jedlinski	POL			Mercedes AMG GT3	AM	255.9	Free Practice - 3 -bronce drivers-





**Circuit de Barcelona
International GT Open
Qualifying - 2 Driver - 2
Pit Stop Analysis**



3 Beitske Visser PRO Senkyr Motorsport
Richard Gonda BMW M6 GT3

Nr.	In Day Time	In Time	Out Time	Pit Time	T. Pit Time	Handicap	Penalty
1	9:36:02.001	9:36:02.001	9:37:06.476	1:04.475	1:04.475		
2	9:46:14.438	9:46:14.438	9:49:52.832	3:38.394	4:42.869		

4 Claude-Yves Gosselin AM Boutsen Ginion
Pierre Feligioni Lamborghini Huracan GT3 EVO

Nr.	In Day Time	In Time	Out Time	Pit Time	T. Pit Time	Handicap	Penalty
1	9:34:36.042	9:34:36.042	9:35:43.801	1:07.759	1:07.759		
2	9:45:25.253	9:45:25.253	9:46:30.120	1:04.867	2:12.626		

5 Stanislaw Jedlinski AM Olimp Racing
Mercedes AMG GT3

Nr.	In Day Time	In Time	Out Time	Pit Time	T. Pit Time	Handicap	Penalty
1	9:48:20.917	9:48:20.917	9:52:33.867	4:12.950	4:12.950		

6 Riccardo Agostini PRO Antonelli MotorSport
Loris Spinelli Mercedes AMG GT3

Nr.	In Day Time	In Time	Out Time	Pit Time	T. Pit Time	Handicap	Penalty
1	9:39:27.455	9:39:27.455	9:41:49.701	2:22.246	2:22.246		
2	9:49:01.471	9:49:01.471	9:51:31.640	2:30.169	4:52.415		

8 Giuseppe Cipriani AM Antonelli MotorSport
Mercedes AMG GT3

Nr.	In Day Time	In Time	Out Time	Pit Time	T. Pit Time	Handicap	Penalty
1	9:42:00.773	9:42:00.773	9:44:38.405	2:37.632	2:37.632		
2	9:48:26.428	9:48:26.428	9:50:46.213	2:19.785	4:57.417		

10 Miguel Ramos PRO SPS Automotive Performance
Fabrizio Crestani Mercedes AMG GT3

Nr.	In Day Time	In Time	Out Time	Pit Time	T. Pit Time	Handicap	Penalty
1	9:35:58.600	9:35:58.600	9:37:28.333	1:29.733	1:29.733		
2	9:46:35.879	9:46:35.879	9:49:21.181	2:45.302	4:15.035		

11 Janine Hill AM GetSpeed Performance
John Shoffner Mercedes AMG GT3

Nr.	In Day Time	In Time	Out Time	Pit Time	T. Pit Time	Handicap	Penalty
1	9:43:07.987	9:43:07.987	9:46:11.303	3:03.316	3:03.316		

12 Federico Leo PRO Ombra Racing
Najjy Razak Lamborghini Huracan GT3 EVO

Nr.	In Day Time	In Time	Out Time	Pit Time	T. Pit Time	Handicap	Penalty
1	9:38:35.745	9:38:35.745	9:41:00.496	2:24.751	2:24.751		
2	9:42:52.098	9:42:52.098	9:46:04.496	3:12.398	5:37.149		
3	9:53:13.766	9:53:13.766	9:55:25.872	2:12.106	7:49.255		

13 Denis Remenyako PROAM GetSpeed Performance
Fabian Schiller Mercedes AMG GT3

Nr.	In Day Time	In Time	Out Time	Pit Time	T. Pit Time	Handicap	Penalty
1	9:45:08.673	9:45:08.673	9:46:32.939	1:24.266	1:24.266		

14 Norbert Siedler PRO Emil Frey Racing
Mikaël Grenier Lamborghini Huracan GT3 EVO

Nr.	In Day Time	In Time	Out Time	Pit Time	T. Pit Time	Handicap	Penalty
1	9:32:15.194	9:32:15.194	9:33:05.719	50.525	50.525		
2	9:43:53.287	9:43:53.287	9:50:19.609	6:26.322	7:16.847		

16 Marcelo Hahn PROAM Teo Martín Motorsport
Allam Khodair McLaren 720 s

Nr.	In Day Time	In Time	Out Time	Pit Time	T. Pit Time	Handicap	Penalty
1	9:48:34.450	9:48:34.450	9:51:57.552	3:23.102	3:23.102		

17 Fran Rueda PRO Teo Martín Motorsport
Andrés Saravia McLaren 720 s

Nr.	In Day Time	In Time	Out Time	Pit Time	T. Pit Time	Handicap	Penalty
1	9:37:34.842	9:37:34.842	9:39:47.581	2:12.739	2:12.739		
2	9:48:48.973	9:48:48.973	9:52:13.658	3:24.685	5:37.424		

19 Jiatong Liang PROAM Raton Racing by Target
Raffaele Giammaria Lamborghini Huracan GT3 EVO

Nr.	In Day Time	In Time	Out Time	Pit Time	T. Pit Time	Handicap	Penalty
1	9:38:22.526	9:38:22.526	9:40:59.113	2:36.587	2:36.587		
2	9:48:23.006	9:48:23.006	9:49:30.096	1:07.090	3:43.677		

20 Valentin Pierburg PROAM SPS Automotive Performance
Tom Onslow-Cole Mercedes AMG GT3

Nr.	In Day Time	In Time	Out Time	Pit Time	T. Pit Time	Handicap	Penalty
1	9:33:57.666	9:33:57.666	9:35:01.894	1:04.228	1:04.228		
2	9:42:16.709	9:42:16.709	9:44:07.979	1:51.270	2:55.498		
3	9:47:42.850	9:47:42.850	9:49:42.919	2:00.069	4:55.567		
4	9:55:12.460	9:55:12.460	9:55:58.771	46.311	5:41.878		

22 Marcio Basso PROAM Sports and You
Guilherme Salas Mercedes AMG GT3

Nr.	In Day Time	In Time	Out Time	Pit Time	T. Pit Time	Handicap	Penalty
1	9:39:07.111	9:39:07.111	9:42:28.034	3:20.923	3:20.923		
2	9:51:47.331	9:51:47.331	9:52:48.258	1:00.927	4:21.850		

27 Ezequiel Perez Companc PROAM Lazarus Racing
Eliseo Martínez Lamborghini Huracan GT3 EVO

Nr.	In Day Time	In Time	Out Time	Pit Time	T. Pit Time	Handicap	Penalty
1	9:41:09.987	9:41:09.987	9:45:50.531	4:40.544	4:40.544		

33 Russell Ward PROAM HTP Motorsport / Winward Racing
Indy Dontje Mercedes AMG GT3

Nr.	In Day Time	In Time	Out Time	Pit Time	T. Pit Time	Handicap	Penalty
1	9:44:10.668	9:44:10.668	9:49:54.283	5:43.615	5:43.615		

59 Martin Kodrić PRO Teo Martín Motorsport
Henrique Chaves McLaren 720 s

Nr.	In Day Time	In Time	Out Time	Pit Time	T. Pit Time	Handicap	Penalty
1	9:36:16.429	9:36:16.429	9:37:25.117	1:08.688	1:08.688		
2	9:46:25.730	9:46:25.730	9:52:51.750	6:26.020	7:34.708		

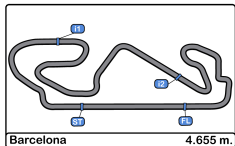
63 Albert Costa PRO Emil Frey Racing
Giacomo Altoè Lamborghini Huracan GT3 EVO

Nr.	In Day Time	In Time	Out Time	Pit Time	T. Pit Time	Handicap	Penalty
1	9:39:34.851	9:39:34.851	9:41:54.009	2:19.158	2:19.158		
2	9:50:50.240	9:50:50.240	9:55:54.578	5:04.338	7:23.496		

66 Frederik Schandorff PROAM Vincenzo Sospiri Racing
Tuomas Tujala Lamborghini Huracan GT3 EVO

Nr.	In Day Time	In Time	Out Time	Pit Time	T. Pit Time	Handicap	Penalty
1	9:35:29.880	9:35:29.880	9:36:28.548	58.668	58.668		





Circuit de Barcelona
International GT Open
Qualifying - 2 Driver - 2
Pit Stop Analysis



2	9:43:36.261	9:43:36.261	9:45:31.083	1:54.822	2:53.490
---	-------------	-------------	-------------	----------	----------

3	9:50:52.305	9:50:52.305	9:52:19.516	1:27.211	4:20.701
---	-------------	-------------	-------------	----------	----------

77
 Marcin Jedlinski PROAM Olimp Racing
 Mateusz Lisowski Audi R8 LMS EVO

Nr.	In Day Time	In Time	Out Time	Pit Time	T. Pit Time	Handicap	Penalty
1	9:44:00.259	9:44:00.259	9:51:11.581	7:11.322	7:11.322		

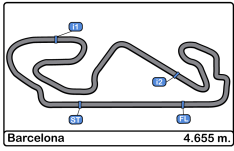
90
 Christoph Lenz PROAM Raton Racing by Target
 Franck Perera Lamborghini Huracan GT3 EVO

Nr.	In Day Time	In Time	Out Time	Pit Time	T. Pit Time	Handicap	Penalty
1	9:39:01.403	9:39:01.403	9:43:38.092	4:36.689	4:36.689		
2	9:50:44.137	9:50:44.137	9:51:33.125	48.988	5:25.677		

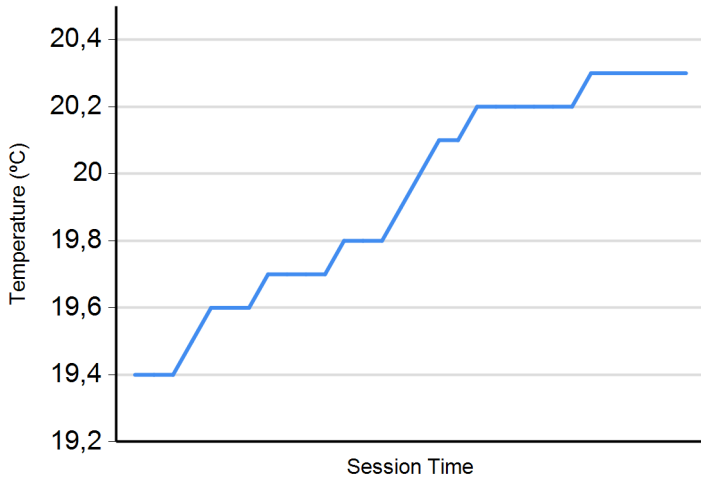
96
 Oliver Wilkinson PRO Optimum Motorsport
 Darren Turner Aston Martin GT3 AMR MY2019

Nr.	In Day Time	In Time	Out Time	Pit Time	T. Pit Time	Handicap	Penalty
1	9:34:29.850	9:34:29.850	9:35:40.032	1:10.182	1:10.182		
2	9:44:49.923	9:44:49.923	9:46:39.437	1:49.514	2:59.696		

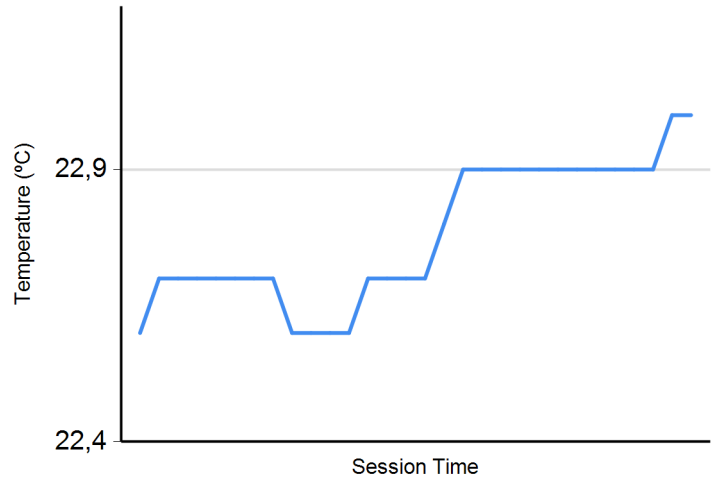




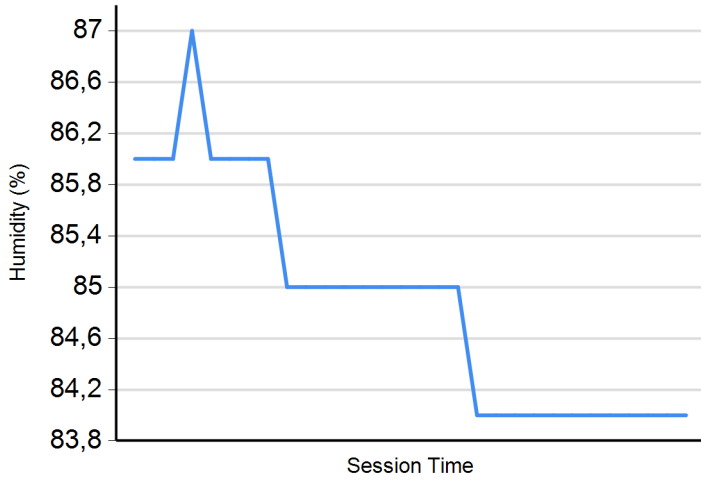
Air Temperature



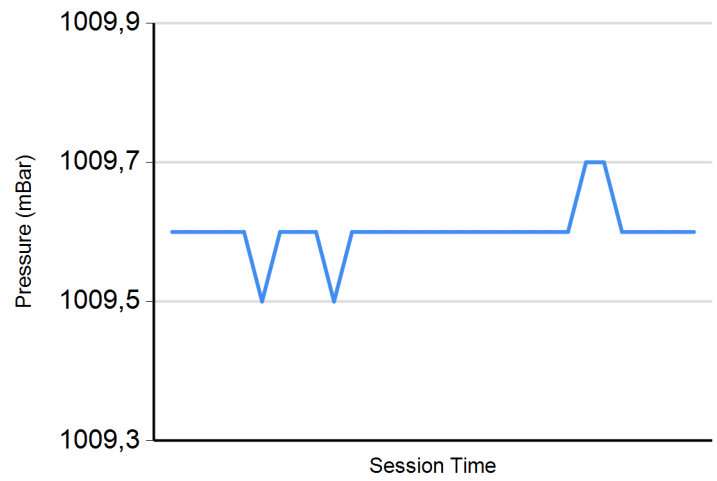
Track Temperature



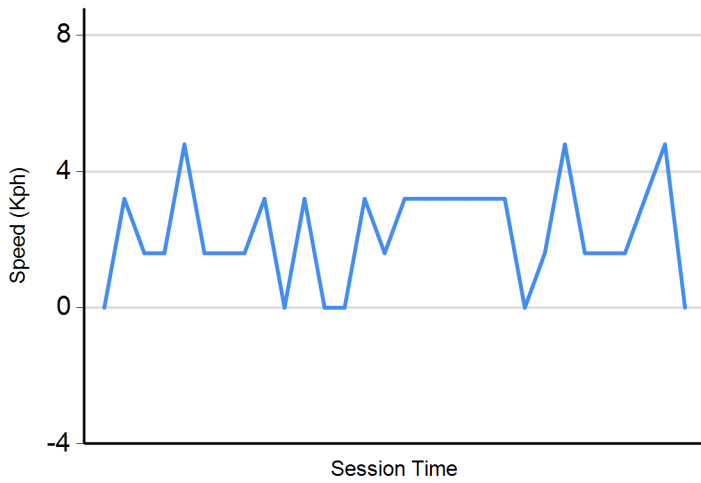
Humidity



Pressure



Wind Speed



Wind direction

North = 0°/360° Est = 90° South = 180° West = 270°

