

# ACI Racing Weekend Mugello 01-04 Ottobre 2020

## Camp. It. Gran Turismo Sprint - Results FP 2

Aut. Int. Mugello Auto 5.245 m

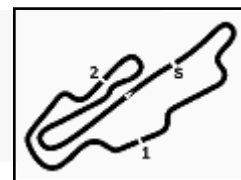
1 / 2

	Driver 1 No. Entrant	Nat	Driver 2 Team	Car	Class	Time	Gap	Avg Laps
1	<b>12 DRUDI Mattia (ITA)</b> AUDI SPORT ITALIA		<b>AGOSTINI Riccardo (ITA)</b> Audi Sport Italia	AUDI R8 LMS	GT3-PRO	<b>1'48.344</b>		174,278 22
2	<b>71 RODA Giorgio (ITA)</b> AF CORSE		<b>ROVERA Alessio (ITA)</b> AF Corse	FERRARI 488 GT3	GT3-PRO	<b>1'48.413</b>	0.069	174,167 18
3	<b>27 FERRARI Lorenzo (ITA)</b> AKM MOTORSPORT		<b>SPINELLI Loris (ITA)</b> AKM Motorsport	MERCEDES AMG GT3	GT3-PRO	<b>1'48.890</b>	0.546	173,404 21
4	<b>7 COMANDINI Stefano (ITA)</b> BMW TEAM ITALIA		<b>ZUG Marius (DEU)</b> BMW Team Italia	BMW M6 GT3	GT3-PRO	<b>1'48.934</b>	0.590	173,334 20
5	<b>21 MANN Simon (FRA)</b> AF CORSE		<b>CRESSONI Matteo (ITA)</b> AF Corse	FERRARI 488	GT3-PA	<b>1'49.369</b>	1.025	172,645 20
6	<b>25 DI AMATO Daniele (ITA)</b> RS RACING		<b>VEZZONI Alessandro (ITA)</b> RS Racing	FERRARI 488	GT3-PA	<b>1'49.373</b>	1.029	172,639 20
7	<b>3 MICHELOTTO Mattia (ITA)</b> EASY RACE		<b>HUDSPETH Sean (ITA)</b> Easy Race	FERRARI 488	GT3-PA	<b>1'49.955</b>	1.611	171,725 21
8	<b>88 CAZZANIGA Riccardo (ITA)</b> LP RACING		<b>MARCUCCI Lorenzo (ITA)</b> LP Racing	LAMBORGHINI HURACAN GT3	GT3-PA	<b>1'49.990</b>	1.646	171,670 20
9	<b>63 KROES Danny (NLD)</b> VINCENZO SOSPIRI RACING		<b>PULCINI Leonardo (ITA)</b> Vincenzo Sospiri Racing	LAMBORGHINI HURACAN GT3 EVO	GT3-PRO	<b>1'50.019</b>	1.675	171,625 18
10	<b>19 NEMOTO Yuki (JPN)</b> VINCENZO SOSPIRI RACING		<b>TUJULA Tuomas (FIN)</b> Vincenzo Sospiri Racing	LAMBORGHINI HURACAN GT3	GT3-PA	<b>1'50.019</b>	1.675	171,625 15
11	<b>32 GALBIATI Kikko (ITA)</b> IMPERIALE RACING		<b>VENTURINI Giovanni (ITA)</b> Imperiale Racing	LAMBORGHINI HURACAN GT3	GT3-PRO	<b>1'50.766</b>	2.422	170,467 16
12	<b>44 BACCANI Alessandro (ITA)</b> EBIMOTORS		Ebimotors	PORSCHE 997 GT3	GT3-AM	<b>1'51.071</b>	2.727	169,999 20
13	<b>91 CASSARÀ Marco (ITA)</b> DINAMIC MOTORSPORT		<b>DE GIACOMI Alex (ITA)</b> Dinamic Motorsport	PORSCHE 991 GT3	GT3-AM	<b>1'51.085</b>	2.741	169,978 18
14	<b>92 FADEL Habib (LIB)</b> DINAMIC MOTORSPORT		Dinamic Motorsport	PORSCHE 991 GT3	GT3-AM	<b>1'52.147</b>	3.803	168,368 17
15	<b>355 GRECO Matteo (ITA)</b> EASY RACE		<b>CHIESA Riccardo (CHE)</b> Easy Race	FERRARI 488 CHALLENGE	GTC-PA	<b>1'54.556</b>	6.212	164,828 17
16	<b>322 CARBONI Gianluca (ITA)</b> DUELL RACE		<b>SAUTO Vincenzo (ITA)</b> Duell Race	PORSCHE 991 CUP	GTC-PA	<b>1'54.948</b>	6.604	164,266 18
17	<b>333 DEMARCHI Luca (ITA)</b> SR&R		<b>CRISTONI Gian Piero (ITA)</b> SR&R	FERRARI 488 CHALLENGE	GTC-PA	<b>1'55.183</b>	6.839	163,930 14
18	<b>227 SEGÙ Luca (ITA)</b> NOVA RACE EVENTS		<b>DE LUCA Francesco (ITA)</b> Nova Race Events	MERCEDES AMG GT4	GT4-PA	<b>1'57.170</b>	8.826	161,150 14
19	<b>250 GNEMMI Paolo (ITA)</b> EBIMOTORS		<b>PERA Riccardo (ITA)</b> Ebimotors	PORSCHE CAYMAN 718 GT4	GT4-PA	<b>1'58.028</b>	9.684	159,979 12
20	<b>277 MAGNONI Luca (ITA)</b> NOVA RACE EVENTS		Nova Race Events	MERCEDES AMG GT4	GT4-AM	<b>1'58.697</b>	10.353	159,077 11
21	<b>215 GUERRA Francesco (ITA)</b> BMW TEAM ITALIA		<b>RICCITELLI Simone (ITA)</b> BMW Team Italia	BMW M4 GT4	GT4-PA	<b>1'58.947</b>	10.603	158,743 18
22	<b>252 PICCIOLI Gianluigi (ITA)</b> EBIMOTORS		<b>DE CASTRO Sabino Marco (ITA)</b> Ebimotors	PORSCHE CAYMAN 718 GT4	GT4-PA	<b>1'59.246</b>	10.902	158,345 20
23	<b>251 DE AMICIS Alberto (ITA)</b> EBIMOTORS		<b>ORLANDO DI GIUSTO Mattia (ITA)</b> Ebimotors	PORSCHE CAYMAN	GT4-AM	<b>1'59.300</b>	10.956	158,273 20
24	<b>288 BELICCHI Andrea (ITA)</b> SCUDERIA VILLORBA CORSE		<b>VULLO Simone Jody (ITA)</b> Scuderia Villorba Corse	MERCEDES AMG GT4	GT4-PA	<b>1'59.461</b>	11.117	158,060 17
25	<b>271 MELONI Paolo (RSM)</b> W&D RACING TEAM		W&D Racing Team	BMW M4 GT4	GT4-AM	<b>1'59.621</b>	11.277	157,849 14
26	<b>299 WEBSTER Daniel (AUS)</b> CRAM MOTORSPORT		<b>RIVA Giacomo (ITA)</b> CRAM Motorsport	PORSCHE CAYMAN 718 GT4	GT4-AM	<b>2'00.110</b>	11.766	157,206 21

Race Director : Alessandro Ferrari

Clerk of the Course : Antonio Canu

02/10/2020 Start 17:09 End 18:04



ACI Racing Weekend Mugello 01-04 Ottobre 2020

Camp. It. Gran Turismo Sprint - Results FP 2

Aut. Int. Mugello Auto 5.245 m

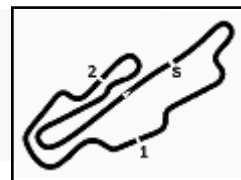
2 / 2

Humidity:	67%	AIR	20°C
Condition:	DRY	Temp:	22°C

Race Director : Alessandro Ferrari

Clerk of the Course : Antonio Canu

	Start	End
02/10/2020	17:09	18:04



ACI Racing Weekend Mugello 01-04 Ottobre 2020  
Camp. It. Gran Turismo Sprint - Analysis FP 2

Aut. Int. Mugello Auto 5.245 m

1 / 5

3 Easy Race (1'49.955)

Lap	Seg.1	Seg.2	Seg.3	Lap Time	km/h	Local Time
1	43.646	37.941	39.596	2'01.183P	165,1	17:10'23.995
2	38.777	35.178	39.213	1'53.168	253,5	17:14'18.346
3	38.732	34.403	41.633	1'54.768	254,1	17:16'13.114
4	37.866	34.039	39.244	1'51.149	254,1	17:18'04.263
5	38.461			2'37.998P	254,1	17:20'42.261
6	41.898	34.206	39.039	1'55.143P	168,5	17:22'37.404
7	37.357	33.746	<b>38.852</b>	<b>1'49.955</b>	253,5	17:24'27.359
8	37.405	35.142	5'39.253	6'51.800P	252,3	17:31'19.159
9	43.545	42.851	48.718	2'15.114P	166,2	17:33'34.273
10	38.033	35.272	39.031	1'52.336	252,9	17:35'26.609
11	37.805	34.296	38.976	1'51.077	253,5	17:37'17.686
12	37.908	33.820	39.654	1'51.382	254,1	17:39'09.068
13	37.985	33.911	38.884	1'50.780	253,5	17:40'59.848
14	58.099			6'47.664P	254,7	17:47'47.512
15	1'01.385	34.500	39.036	2'14.921P	78,8	17:50'02.433
16	38.251	34.329	38.998	1'51.578	252,9	17:51'54.011
17	37.990	33.841	38.984	1'50.815	254,1	17:53'44.826
18	37.628	33.670	39.049	1'50.347	254,1	17:55'35.173
19	37.474	<b>33.535</b>	38.957	1'49.966	254,7	17:57'25.139
20	<b>37.308</b>	33.766	39.217	1'50.291	255,3	17:59'15.430
21	38.858			2'12.556P	<b>256,5</b>	18:01'27.986

10	1'05.469	35.412	39.522	2'20.403	78,6	17:32'12.708
11	38.230	34.302	38.771	1'51.303	251,7	17:34'04.011
12	37.695	33.603	38.705	1'50.003	255,3	17:35'54.014
13	37.866			2'49.147P	255,3	17:38'43.161
14	43.137	36.924	43.140	2'03.201P	172,2	17:40'46.362
15	52.409			7'27.020P	255,3	17:48'13.382
16	45.059	34.008	40.569	1'59.636P	143,2	17:50'13.018
17	37.447	33.269	<b>38.243</b>	1'48.959	256,5	17:52'01.977
18	<b>37.131</b>	32.952	38.261	<b>1'48.344</b>	255,3	17:53'50.321
19	37.229	<b>32.905</b>	38.247	1'48.381	<b>259,0</b>	17:55'38.702
20	37.326			2'15.901P	258,4	17:57'54.603
21	43.311	34.191	39.270	1'56.772P	173,9	17:59'51.375
22	37.345	33.404	38.655	1'49.404	255,9	18:01'40.779

19 Vincenzo Sospiri Racing (1'50.019)

Lap	Seg.1	Seg.2	Seg.3	Lap Time	km/h	Local Time
1	41.926	34.098	39.594	1'55.618P	169,3	17:13'15.935
2	37.569	34.198	39.465	1'51.232	254,1	17:15'07.167
3	<b>37.416</b>	<b>33.761</b>	<b>38.842</b>	<b>1'50.019</b>	254,1	17:16'57.186
4	38.826	34.596	3'13.432	4'26.854P	<b>257,8</b>	17:21'24.040
5	41.123	34.754	39.228	1'55.105P	171,7	17:23'19.145
6	38.051	33.872	38.851	1'50.774	255,9	17:25'09.919
7	51.409			6'05.761P	255,9	17:31'15.680
8	42.138	35.970	39.007	1'57.115P	168,5	17:33'12.795
9	38.282	34.067	38.913	1'51.262	256,5	17:35'04.057
10	37.621			13'30.814P	253,5	17:48'34.871
11	47.279	38.679	42.060	2'08.018P	164,1	17:50'42.889
12	41.440	35.718	40.643	1'57.801	253,5	17:52'40.690
13	39.386	35.606	39.723	1'54.715	255,3	17:54'35.405
14	47.940	38.560	41.506	2'08.006	168,8	17:56'43.411
15	38.760	35.004	39.517	1'53.281	252,3	17:58'36.692

7 BMW Team Italia (1'48.934)

Lap	Seg.1	Seg.2	Seg.3	Lap Time	km/h	Local Time
1	49.991	48.902	51.918	2'30.811P	151,0	17:12'43.774
2	44.136	36.186	40.706	2'01.028	217,7	17:14'44.802
3	38.217	34.039	41.009	1'53.265	261,5	17:16'38.067
4	38.066	34.143	38.846	1'51.055	259,6	17:18'29.122
5	37.871	36.934	39.414	1'54.219	262,1	17:20'23.341
6	37.845	33.887	38.715	1'50.447	260,9	17:22'13.788
7	38.254			2'25.101P	262,8	17:24'38.889
8	43.099	54.557	2'23.229	4'00.885P	172,0	17:28'39.774
9	1'10.306			2'50.883P	109,4	17:31'30.657
10	42.459	34.084	41.838	1'58.381P	170,9	17:33'29.038
11	37.695	34.537	38.904	1'51.136	263,4	17:35'20.174
12	37.933	33.976	38.908	1'50.817	262,8	17:37'10.991
13	37.582	<b>33.429</b>	38.334	1'49.345	263,4	17:39'00.336
14	37.796			10'22.402P	264,7	17:49'22.738
15	42.485	34.204	47.437	2'04.126P	167,2	17:51'26.864
16	37.405	33.579	38.336	1'49.320	261,5	17:53'16.184
17	37.110	33.572	38.315	1'48.997	264,7	17:55'05.181
18	37.278			3'15.720P	<b>265,4</b>	17:58'20.901
19	41.349	35.016	53.552	2'09.917P	176,5	18:00'30.818
20	37.223	33.492	<b>38.219</b>	<b>1'48.934</b>	263,4	18:02'19.752

21 AF Corse (1'49.369)

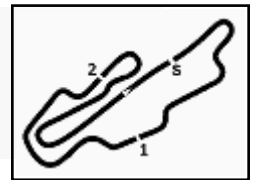
Lap	Seg.1	Seg.2	Seg.3	Lap Time	km/h	Local Time
1	46.404	40.429	43.258	2'10.091P	165,4	17:12'29.589
2	41.989	37.459	41.238	2'00.686	225,5	17:14'30.275
3	39.922	35.723	2'53.617	4'09.262P	254,7	17:18'39.537
4			38.950	1'54.942P	169,5	17:20'34.479
5	37.781	34.153	38.742	1'50.676	255,3	17:22'25.155
6	37.295	33.367	<b>38.707</b>	<b>1'49.369</b>	<b>257,1</b>	17:24'14.524
7	<b>37.139</b>	<b>33.195</b>	3'22.937	4'33.271P	255,3	17:28'47.795
8	1'13.860	56.947	38.888	2'49.695P	79,9	17:31'37.490
9			41.177	1'52.196	252,9	17:33'29.686
10	38.095			3'05.649P	255,9	17:36'35.335
11	46.634	37.123	40.095	2'03.852P	150,8	17:38'39.187
12	39.095	37.479	40.625	1'57.199	252,9	17:40'36.386
13	44.163	1'11.069	6'06.149	8'01.381P	253,5	17:48'37.767
14	46.606	39.159	40.573	2'06.338P	156,5	17:50'44.105
15	39.197	35.646	39.597	1'54.440	254,1	17:52'38.545
16	38.825	35.069	39.866	1'53.760	256,5	17:54'32.305
17			40.027	1'53.659	253,5	17:56'25.964
18	38.642	35.273	39.950	1'53.865	252,9	17:58'19.829
19	38.479	36.457	40.339	1'55.275	253,5	18:00'15.104
20			41.054	1'56.540		18:02'11.644

25 RS Racing (1'49.373)

Lap	Seg.1	Seg.2	Seg.3	Lap Time	km/h	Local Time
1	50.063	35.863	2'03.765	3'29.691P	132,5	17:15'19.516

02/10/2020

P = Pits In/Out - C = Lap Time Cancelled



ACI Racing Weekend Mugello 01-04 Ottobre 2020  
Camp. It. Gran Turismo Sprint - Analysis FP 2

Aut. Int. Mugello Auto 5.245 m

2 / 5

2	40.842	36.576	45.128	2'02.546P	173,4	17:17'22.062	14	37.762	34.079	<b>39.003</b>	1'50.844	258,4	17:57'13.735
3	37.796	34.723	40.030	1'52.549	255,9	17:19'14.611	15	<b>37.642</b>			2'53.511P	<b>259,6</b>	18:00'07.246
4	37.413	33.786	39.039	1'50.238	255,9	17:21'04.849	16	41.636	34.439	39.812	1'55.887P	173,4	18:02'03.133

44 Ebimotors (1'51.071)													
Lap	Seg.1	Seg.2	Seg.3	Lap Time	km/h	Local Time							
7	38.107			5'21.782P	257,8	17:30'06.981							
8	56.681	34.519	38.945	2'10.145P	79,2	17:32'17.126							
9	37.395	<b>33.352</b>	<b>38.626</b>	<b>1'49.373</b>	256,5	17:34'06.499	1	48.430	39.228	40.975	2'08.633P	140,3	17:12'24.254
10	<b>37.114</b>	33.586	38.683	1'49.383	257,1	17:35'55.882	2	38.313	36.114	39.352	1'53.779	252,3	17:14'18.033
11	37.138	33.643	38.710	1'49.491	257,1	17:37'45.373	3	38.103	34.826	39.136	1'52.065	252,3	17:16'10.098
12	37.793			2'27.502P	<b>259,0</b>	17:40'12.875	4	37.815	<b>34.427</b>	<b>38.829</b>	<b>1'51.071</b>	252,3	17:18'01.169
13	42.647	53.938	7'42.783	9'19.368P	172,5	17:49'32.243	5	37.863	34.596	39.723	1'52.182	253,5	17:19'53.351
14	42.467	35.387	40.026	1'57.880P	170,3	17:51'30.123	6	39.431			4'37.965P	254,7	17:24'31.316
15	38.779	35.665	40.383	1'54.827	255,9	17:53'24.950	7	41.664	46.307	5'02.626	6'30.597P	170,1	17:31'01.913
16	39.775	37.810	41.407	1'58.992	257,1	17:55'23.942	8	43.706	35.040	40.284	1'59.030P	161,4	17:33'00.943
17	38.526	36.222	41.500	1'56.248	257,1	17:57'20.190	9	38.642	35.208	39.473	1'53.323	250,6	17:34'54.266
18	38.481	35.658	40.447	1'54.586	255,9	17:59'14.776	10	38.345	36.146	39.417	1'53.908	251,2	17:36'48.174
19	39.059	35.889	39.851	1'54.799	256,5	18:01'09.575	11	38.050	34.992	39.273	1'52.315	253,5	17:38'40.489
20	38.443	35.277	39.640	1'53.360	255,3	18:03'02.935	12	38.281	35.749	39.532	1'53.562	252,9	17:40'34.051
13							13	38.082	57.120	7'32.885	9'08.087P	252,9	17:49'42.138
14							14	44.620	35.620	39.578	1'59.818P	166,9	17:51'41.956
15							15	38.294	35.312	39.286	1'52.892	252,9	17:53'34.848
16							16	38.136	35.003	39.063	1'52.202	254,1	17:55'27.050
17							17	37.846	34.494	40.263	1'52.603	<b>255,3</b>	17:57'19.653
18							18	<b>37.756</b>	35.003	38.938	1'51.697	254,1	17:59'11.350
19							19	37.879	34.667	39.077	1'51.623	253,5	18:01'02.973
20							20	38.476	34.820	40.016	1'53.312	254,7	18:02'56.285

27 AKM Motorsport (1'48.890)

Lap	Seg.1	Seg.2	Seg.3	Lap Time	km/h	Local Time
						17:10'43.116
1	46.299			1'47.122P	131,2	17:12'30.238
2	42.017	35.605	39.539	1'57.161P	170,6	17:14'27.399
3	38.076	34.796	39.220	1'52.092	252,9	17:16'19.491
4	39.135	34.654	39.138	1'52.927	234,8	17:18'12.418
5	37.813	33.794	38.990	1'50.597	253,5	17:20'03.015
6	37.944	33.840	2'11.949	3'23.733P	253,5	17:23'26.748
7	42.196	35.695	43.867	2'01.758P	172,0	17:25'28.506
8	1'17.408	1'11.383	1'25.594	3'54.385	79,9	17:29'22.891
9	1'16.550	36.045	39.547	2'32.142	79,4	17:31'55.033
10	38.093	34.465	39.062	1'51.620	251,7	17:33'46.653
11	37.930	33.665	39.183	1'50.778	253,5	17:35'37.431
12	37.715	34.935	1'00.967	2'13.617P	252,3	17:37'51.048
13	44.264	38.840	44.547	2'07.651P	170,1	17:39'58.699
14	37.774	33.730	8'34.308	9'45.812P	253,5	17:49'44.511
15	41.285	34.544	38.665	1'54.494P	174,8	17:51'39.005
16	37.261	<b>33.284</b>	<b>38.345</b>	<b>1'48.890</b>	255,9	17:53'27.895
17	<b>37.219</b>	35.094	41.442	1'53.755	258,4	17:55'21.650
18	37.667	33.465	38.484	1'49.616	257,1	17:57'11.266
19	38.092	33.709	38.602	1'50.403	<b>259,0</b>	17:59'01.669
20	37.657	33.563	38.411	1'49.631	257,8	18:00'51.300
21	38.575	34.708	38.602	1'51.885	258,4	18:02'43.185

63 Vincenzo Sospiri Racing (1'50.019)

Lap	Seg.1	Seg.2	Seg.3	Lap Time	km/h	Local Time
						17:10'37.325
1	44.384	35.070	40.653	2'00.107P	149,6	17:12'37.432
2	37.796	34.506	39.139	1'51.441	254,7	17:14'28.873
3	37.627	34.369	38.880	1'50.876	257,8	17:16'19.749
4	37.761	33.659	6'11.341	7'22.761P	<b>259,6</b>	17:23'42.510
5	41.226	33.809	42.275	1'57.310P	171,7	17:25'39.820
6	1'19.307			5'27.157P	77,5	17:31'06.977
7	41.593	34.248	42.175	1'58.016P	172,2	17:33'04.993
8	37.917	33.848	38.847	1'50.612	255,9	17:34'55.605
9	37.623	33.763	<b>38.633</b>	<b>1'50.019</b>	255,3	17:36'45.624
10	37.703			2'18.983P	256,5	17:39'04.607
11	40.968	<b>33.626</b>	39.475	1'54.069P	172,0	17:40'58.676
12	57.319			9'19.747P	255,9	17:50'18.423
13	43.825	36.064	39.864	1'59.753P	167,4	17:52'18.176
14	39.454	35.306	39.533	1'54.293	254,1	17:54'12.469
15	38.743	35.271	39.579	1'53.593	255,3	17:56'06.062
16	44.551	38.421	40.394	2'03.366	218,2	17:58'09.428
17	37.971	35.390	39.229	1'52.590	255,9	18:00'02.018
18	37.657	33.752	38.885	1'50.294	255,9	18:01'52.312

32 Imperiale Racing (1'50.766)

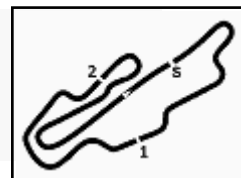
Lap	Seg.1	Seg.2	Seg.3	Lap Time	km/h	Local Time
						17:11'13.389
1	44.664	35.628	40.804	2'01.096P	153,6	17:13'14.485
2	38.775	37.356	40.040	1'56.171	253,5	17:15'10.656
3	39.385	36.157	39.659	1'55.201	256,5	17:17'05.857
4	38.659	36.171	2'01.255	3'16.085P	257,8	17:20'21.942
5	45.664	35.725	9'00.663	10'22.052P	131,4	17:30'43.994
6	43.519	36.411	39.784	1'59.714P	168,2	17:32'43.708
7	38.268	35.154	39.389	1'52.811	254,1	17:34'36.519
8	38.564	34.797	39.388	1'52.749	255,9	17:36'29.268
9	37.998	34.530	1'59.883	3'12.411P	255,9	17:39'41.679
10	42.228	34.810	8'41.850	9'58.888P	170,6	17:49'40.567
11	43.365	36.151	40.542	2'00.058P	170,1	17:51'40.625
12	38.011	34.373	39.116	1'51.500	257,1	17:53'32.125
13	37.643	<b>34.041</b>	39.082	<b>1'50.766</b>	258,4	17:55'22.891

71 AF Corse (1'48.413)

Lap	Seg.1	Seg.2	Seg.3	Lap Time	km/h	Local Time
						17:10'11.011
1	42.628	35.180	40.194	1'58.002P	171,7	17:12'09.013
2	38.769	35.589	39.831	1'54.189	254,7	17:14'03.202
3	37.991	34.109	39.249	1'51.349	255,9	17:15'54.551
4	37.993	34.585	39.176	1'51.754	257,1	17:17'46.305
5	37.969	34.543	39.314	1'51.826	256,5	17:19'38.131
6	37.494	34.240	39.443	1'51.177	256,5	17:21'29.308
7	37.742	35.622	7'30.992	8'44.356P	258,4	17:30'13.664
8	55.643	34.804	39.019	2'09.466P	80,2	17:32'23.130

02/10/2020

P = Pits In/Out - C = Lap Time Cancelled



ACI Racing Weekend Mugello 01-04 Ottobre 2020

Camp. It. Gran Turismo Sprint - Analysis FP 2

Aut. Int. Mugello Auto 5.245 m

3 / 5

9	36.924	33.151	38.447	1'48.522	258,4	17:34'11.652	2	38.793	35.223	39.436	1'53.452	251,2	17:15'38.292
10	37.234	33.372	38.569	1'49.175	258,4	17:36'00.827	3	38.262	35.349	39.627	1'53.238	251,7	17:17'31.530
11	37.167	36.648	2'20.556	3'34.371P	257,1	17:39'35.198	4	38.481	35.298	40.720	1'54.499	252,9	17:19'26.029
12	43.118	35.828	8'00.012	9'18.958P	162,4	17:48'54.156	5	39.389	36.200	10'36.080	11'51.669P	251,2	17:31'17.698
13	46.657	34.782	39.815	2'01.254P	159,1	17:50'55.410	6	43.895	36.581	41.236	2'01.712P	170,6	17:33'19.410
14	37.035	34.133	39.777	1'50.945	258,4	17:52'46.355	7	40.013	37.929	40.417	1'58.359	251,7	17:35'17.769
15	36.794	34.761	42.521	1'54.076	258,4	17:54'40.431	8	40.231	36.262	39.933	1'56.426	251,2	17:37'14.195
16	<b>36.777</b>	<b>33.083</b>	38.561	1'48.421	<b>262,1</b>	17:56'28.852	9	38.709	35.773	40.781	1'55.263	253,5	17:39'09.458
17	36.921	40.179	41.891	1'58.991	259,0	17:58'27.843	10	39.040	35.298	39.757	1'54.095	254,1	17:41'03.553
18	36.796	33.342	<b>38.275</b>	<b>1'48.413</b>	259,0	18:00'16.256	11	56.391			9'20.435P	253,5	17:50'23.988

88 LP Racing (1'49.990)

Lap	Seg.1	Seg.2	Seg.3	Lap Time	km/h	Local Time
						17:10'41.694
1	46.819	37.501	41.815	2'06.135P	129,8	17:12'47.829
2	38.640	36.167	39.918	1'54.725	254,1	17:14'42.554
3	38.722	36.675	41.039	1'56.436	254,1	17:16'38.990
4	38.936	35.435	40.274	1'54.645	254,7	17:18'33.635
5	38.885	36.347	3'25.085	4'40.317P	253,5	17:23'13.952
6	45.704	35.621	40.237	2'01.562P	169,0	17:25'15.514
7	54.854	1'11.595	1'25.041	3'31.490	252,9	17:28'47.004
8	1'18.735			3'07.102P	79,7	17:31'54.106
9	43.709	36.147	40.569	2'00.425P	165,4	17:33'54.531
10	38.922	35.864	40.528	1'55.314	252,3	17:35'49.845
11	38.908	35.589	2'22.308	3'36.805P	252,3	17:39'26.650
12	42.064	36.092	47.580	2'05.736P		17:41'32.386
13	1'18.460	1'12.453	4'39.706	7'10.619P	79,9	17:48'43.005
14	43.222	35.866	40.325	1'59.413P	166,4	17:50'42.418
15	38.332	35.180	39.649	1'53.161	254,1	17:52'35.579
16	37.968	34.540	39.182	1'51.690	254,1	17:54'27.269
17	37.694	33.979	39.149	1'50.822	254,7	17:56'18.091
18	37.775			2'18.009P	254,7	17:58'36.100
19	42.158	35.233	39.070	1'56.461P	171,4	18:00'32.561
20	37.487	<b>33.701</b>	<b>38.802</b>	<b>1'49.990</b>	<b>256,5</b>	18:02'22.551

215 BMW Team Italia (1'58.947)

Lap	Seg.1	Seg.2	Seg.3	Lap Time	km/h	Local Time
						17:10'28.332
1	47.037	40.168	45.160	2'12.365P	156,1	17:12'40.697
2	40.141	<b>36.663</b>	42.220	1'59.024	242,7	17:14'39.721
3	51.782			4'21.318P	180,3	17:19'01.039
4	44.316	37.047	43.066	2'04.429P	158,4	17:21'05.468
5	<b>40.083</b>	36.742	42.122	<b>1'58.947</b>	245,5	17:23'04.415
6	41.222	37.219	3'44.353	5'02.794P	245,5	17:28'07.209
7	1'23.134			3'03.947P	60,5	17:31'11.156
8	45.785	40.669	43.871	2'10.325P	158,6	17:33'21.481
9	40.387	37.147	<b>41.735</b>	1'59.269	244,3	17:35'20.750
10	40.330	38.505	42.111	2'00.946	246,0	17:37'21.696
11	40.240	37.694	41.901	1'59.835	244,9	17:39'21.531
12	47.316			9'27.943P	244,9	17:48'49.474
13	45.597	38.046	42.926	2'06.569P	159,1	17:50'56.043
14	40.210	37.261	41.962	1'59.433	246,0	17:52'55.476
15	40.495	37.067	41.930	1'59.492	246,0	17:54'54.968
16	40.475	37.287	1'48.821	3'06.583P	245,5	17:58'01.551
17	44.364	37.269	41.850	2'03.483P	159,3	18:00'05.034
18	40.372	37.015	42.151	1'59.538	245,5	18:02'04.572

91 Dinamic Motorsport (1'51.085)

Lap	Seg.1	Seg.2	Seg.3	Lap Time	km/h	Local Time
						17:10'25.358
1	44.049	37.346	40.987	2'02.382P	158,6	17:12'27.740
2	38.752	35.822	40.435	1'55.009	252,9	17:14'22.749
3	38.938	36.112	40.805	1'55.855	252,9	17:16'18.604
4	39.715	37.198	40.336	1'57.249	251,7	17:18'15.853
5	39.529			4'44.896P	253,5	17:23'00.749
6	45.583	37.219	41.194	2'03.996P	168,0	17:25'04.745
7	49.596	1'11.387	3'27.536	5'28.519P	251,7	17:30'33.264
8	48.508	36.204	40.912	2'05.624P	117,1	17:32'38.888
9	38.984	35.757	41.448	1'56.189	251,7	17:34'35.077
10	38.691	35.301	40.816	1'54.808	251,2	17:36'29.885
11	38.671	36.427	2'40.433	3'55.531P	255,3	17:40'25.416
12	42.899	58.829	7'27.965	9'09.693P	166,2	17:49'35.109
13	42.612	35.509	39.653	1'57.774P	169,3	17:51'32.883
14	38.113	34.573	39.618	1'52.304	255,3	17:53'25.187
15	38.488	34.704	39.142	1'52.334	<b>256,5</b>	17:55'17.521
16	<b>37.863</b>	34.566	39.101	1'51.530	254,7	17:57'09.051
17	37.938	<b>34.170</b>	<b>38.977</b>	<b>1'51.085</b>	<b>256,5</b>	17:59'00.136
18	38.332			2'35.052P	255,3	18:01'35.188

227 Nova Race Events (1'57.170)

Lap	Seg.1	Seg.2	Seg.3	Lap Time	km/h	Local Time
						17:10'45.599
1	55.756	48.438	54.329	2'38.523P	117,0	17:13'24.122
2	50.186	45.831	2'01.553	3'37.570P	186,2	17:17'01.692
3	48.505	42.023	46.002	2'16.530P	157,0	17:19'18.222
4	45.155	42.935	44.732	2'12.822	227,8	17:21'31.044
5	40.694	36.921	41.887	1'59.502	237,9	17:23'30.546
6	40.941			10'04.576P	<b>241,1</b>	17:33'35.122
7	49.303	39.026	42.097	2'10.426P	140,6	17:35'45.548
8	<b>39.657</b>	<b>36.114</b>	<b>41.399</b>	<b>1'57.170</b>	238,4	17:37'42.718
9	39.885	38.621	11'53.863	13'12.369P	238,9	17:50'55.087
10	47.188	39.948	42.842	2'09.978P	155,2	17:53'05.065
11	41.363	38.240	42.698	2'02.301	239,5	17:55'07.366
12	41.022	38.345	42.437	2'01.804	240,5	17:57'09.170
13	41.713	39.302	43.507	2'04.522	240,0	17:59'13.692
14	44.511			2'18.623P	239,5	18:01'32.315

92 Dinamic Motorsport (1'52.147)

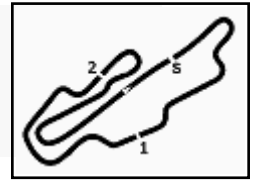
Lap	Seg.1	Seg.2	Seg.3	Lap Time	km/h	Local Time
						17:11'42.643
1	44.869	37.611	39.717	2'02.197P	167,2	17:13'44.840

250 Ebimotors (1'58.028)

Lap	Seg.1	Seg.2	Seg.3	Lap Time	km/h	Local Time
						17:10'26.569
1	49.219	43.638	51.555	2'24.412P	153,2	17:12'50.981

02/10/2020 P = Pits In/Out - C = Lap Time Cancelled





ACI Racing Weekend Mugello 01-04 Ottobre 2020  
Camp. It. Gran Turismo Sprint - Analysis FP 2

Aut. Int. Mugello Auto 5.245 m

4 / 5

2	40.402	36.691	<b>41.628</b>	1'58.721	242,2	17:14'49.702
3	40.012	<b>36.439</b>	41.673	1'58.124	243,2	17:16'47.826
4	<b>39.799</b>	36.512	41.717	<b>1'58.028</b>	242,2	17:18'45.854
5	39.935	36.974	41.795	1'58.704	243,2	17:20'44.558
6	40.385			3'26.561P	243,2	17:24'11.119
7	45.126	38.201	1'24.427	2'47.754P	154,7	17:26'58.873
8	1'27.608	1'27.957	1'13.191	4'08.756	70,7	17:31'07.629
9	45.317	41.339	50.163	2'16.819	203,8	17:33'24.448
10	42.134	42.529	43.096	2'07.759	243,2	17:35'32.207
11	40.782	37.965	42.441	2'01.188	242,2	17:37'33.395
12	40.420	37.510	42.499	2'00.429	<b>243,8</b>	17:39'33.824

271 W&D Racing Team (1'59.621)						
Lap	Seg.1	Seg.2	Seg.3	Lap Time	km/h	Local Time
1	50.453	40.738	44.095	2'15.286P	139,7	17:17'13.540
2	42.309	40.683	43.603	2'06.595	236,3	17:19'20.135
3	41.607	38.193	43.138	2'02.938	238,9	17:21'23.073
4	41.794	40.152	44.230	2'06.176	238,4	17:23'29.249
5	43.335	38.642	44.672	2'06.649	238,9	17:25'35.898
6	1'20.010	1'11.597	6'29.794	9'01.401P	81,0	17:34'37.299
7	47.663	37.868	50.125	2'15.656P	142,1	17:36'52.955
8	40.649	36.930	<b>42.042</b>	<b>1'59.621</b>	238,4	17:38'52.576
9	40.289	38.926	53.935	2'13.150	240,0	17:41'05.726
10	1'06.066		8'46.837P	191,5	17:49'52.563	
11	49.223	38.291	44.724	2'12.238P	140,8	17:52'04.801
12	40.717	<b>36.820</b>	42.332	1'59.869	241,1	17:54'04.670
13	40.327	37.460	49.989	2'07.776	<b>242,2</b>	17:56'12.446
14	<b>40.240</b>	37.510	42.144	1'59.894	<b>242,2</b>	17:58'12.340

251 Ebimotors (1'59.300)						
Lap	Seg.1	Seg.2	Seg.3	Lap Time	km/h	Local Time
						17:10'34.876
1	50.709	42.480	44.567	2'17.756P	139,2	17:12'52.632
2	41.774	37.708	42.547	2'02.029	243,8	17:14'54.661
3	40.872	37.791	42.778	2'01.441	244,9	17:16'56.102
4	41.519	37.569	42.714	2'01.802	244,3	17:18'57.904
5	41.482	37.693	42.577	2'01.752	243,2	17:20'59.656
6	41.240	38.009	42.592	2'01.841	243,8	17:23'01.497
7	41.696			7'59.043P	243,8	17:31'00.540
8	47.853	39.860	44.202	2'11.915P	152,8	17:33'12.455
9	40.742	36.797	42.109	1'59.648	243,2	17:35'12.103
10	40.453	36.909	<b>41.938</b>	<b>1'59.300</b>	243,2	17:37'11.403
11	<b>40.137</b>	<b>36.789</b>	43.384	2'00.310	243,8	17:39'11.713
12	40.330	36.908	42.132	1'59.370	244,3	17:41'11.083
13	54.904			7'29.059P	244,3	17:48'40.142
14	46.983	41.111	42.930	2'11.024P	149,0	17:50'51.166
15	43.617	40.239	42.261	2'06.117	243,8	17:52'57.283
16	40.501	37.685	42.397	2'00.583	244,9	17:54'57.866
17	40.422	37.494	42.528	2'00.444	<b>245,5</b>	17:56'58.310
18	41.121	37.953	42.700	2'01.774	243,8	17:59'00.084
19	41.258	37.672	42.466	2'01.396	242,7	18:01'01.480
20	41.601	37.459	42.473	2'01.533	244,3	18:03'03.013

277 Nova Race Events (1'58.697)						
Lap	Seg.1	Seg.2	Seg.3	Lap Time	km/h	Local Time
						17:10'30.918
1	47.532	39.618	44.896	2'12.046P	147,1	17:12'42.964
2	42.185	38.266	42.998	2'03.449	238,9	17:14'46.413
3	41.205	38.076	43.250	2'02.531	239,5	17:16'48.944
4	41.355	38.003	42.474	2'01.832	240,0	17:18'50.776
5	41.428	37.784	42.398	2'01.610	237,9	17:20'52.386
6	40.990	37.661	42.460	2'01.111	238,9	17:22'53.497
7	41.459	37.529	42.406	2'01.394	239,5	17:24'54.891
8	45.562			8'32.334P	239,5	17:33'27.225
9	46.066	37.450	47.236	2'10.752P	155,8	17:35'37.977
10	40.311	<b>36.696</b>	<b>41.690</b>	<b>1'58.697</b>	240,0	17:37'36.674
11	<b>40.170</b>	36.718	41.896	1'58.784	239,5	17:39'35.458

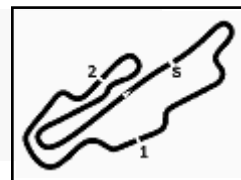
252 Ebimotors (1'59.246)						
Lap	Seg.1	Seg.2	Seg.3	Lap Time	km/h	Local Time
						17:10'33.703
1	51.481	42.521	45.744	2'19.746P	131,5	17:12'53.449
2	44.028	40.138	43.985	2'08.151	243,8	17:15'01.600
3	41.544	38.891	43.064	2'03.499	242,2	17:17'05.099
4	41.462	37.850	42.629	2'01.941	242,7	17:19'07.040
5	44.220	39.979	43.231	2'07.430	243,8	17:21'14.470
6	41.417	38.555	42.833	2'02.805	244,9	17:23'17.275
7	43.699			7'52.316P	243,8	17:31'09.591
8	47.109	43.315	43.594	2'14.018P	151,9	17:33'23.609
9	40.991	37.619	42.369	2'00.979	243,8	17:35'24.588
10	41.034	37.586	42.300	2'00.920	243,2	17:37'25.508
11	40.633	37.593	42.233	2'00.459	244,9	17:39'25.967
12	41.012	37.610	51.129	2'09.751	244,9	17:41'35.718
13	1'23.242			7'11.713P	77,0	17:48'47.431
14	45.032	37.279	41.954	2'04.265P	155,8	17:50'51.696
15	40.470	37.259	41.961	1'59.690	<b>246,0</b>	17:52'51.386
16	<b>40.243</b>	37.061	<b>41.942</b>	<b>1'59.246</b>	<b>246,0</b>	17:54'50.632
17	40.279	<b>37.060</b>	42.199	1'59.538	<b>246,0</b>	17:56'50.170
18	40.264	37.068	41.974	1'59.306	245,5	17:58'49.476
19	40.523	37.141	42.027	1'59.691	244,9	18:00'49.167
20	40.354	40.035	49.884	2'10.273	245,5	18:02'59.440

288 Scuderia Villorba Corse (1'59.461)						
Lap	Seg.1	Seg.2	Seg.3	Lap Time	km/h	Local Time
						17:11'01.513
1	51.451	41.930	45.927	2'19.308P	142,5	17:13'20.821
2	43.710	39.588	43.133	2'06.431	207,7	17:15'27.252
3	40.738	37.419	41.962	2'00.119	238,4	17:17'27.371
4	40.433	<b>37.112</b>	42.153	1'59.698	240,0	17:19'27.069
5	40.478	37.595	10'19.051	11'37.124P	240,5	17:31'04.193
6	46.973	37.676	42.504	2'07.153P	156,7	17:33'11.346
7	40.801	37.405	47.153	2'05.359	238,4	17:35'16.705
8	42.851	42.566	45.527	2'10.944	239,5	17:37'27.649
9	40.541	37.125	<b>41.795</b>	<b>1'59.461</b>	240,0	17:39'27.110
10	<b>40.301</b>	38.422	8'04.612	9'23.335P	242,7	17:48'50.445
11	45.902	38.048	43.828	2'07.778P	157,9	17:50'58.223
12	41.111	37.722	42.048	2'00.881	242,2	17:52'59.104
13	40.986	37.603	42.025	2'00.614	<b>244,9</b>	17:54'59.718
14	40.755	37.410	42.327	2'00.492	244,3	17:57'00.210
15	49.469			2'08.222P	240,5	17:59'08.432
16	50.158	39.469	42.532	2'12.159P	158,8	18:01'20.591
17	40.736	37.424	42.110	2'00.270	242,7	18:03'20.861

299 CRAM Motorsport (2'00.110)						
Lap	Seg.1	Seg.2	Seg.3	Lap Time	km/h	Local Time
						17:10'08.392
1	49.335	39.041	43.613	2'11.989P	151,7	17:12'20.381
2	41.209	38.179	42.669	2'02.057	241,1	17:14'22.438
3	41.713	38.416	42.942	2'03.071	240,5	17:16'25.509
4	41.051	<b>37.266</b>	42.404	2'00.721	243,8	17:18'26.230

02/10/2020

P = Pits In/Out - C = Lap Time Cancelled



ACI Racing Weekend Mugello 01-04 Ottobre 2020

Camp. It. Gran Turismo Sprint - Analysis FP 2

Aut. Int. Mugello Auto 5.245 m

5 / 5

5	40.688	37.994	42.601	2'01.283	243,2	17:20'27.513	1	52.630	46.634	53.031	2'32.295P	162,2	17:12'47.156
6	41.447	38.594	42.451	2'02.492	243,2	17:22'30.005	2	51.435	43.449	46.239	2'21.123	171,7	17:15'08.279
7	40.958	38.004	42.603	2'01.565	245,5	17:24'31.570	3	45.334	39.806	42.574	2'07.714	209,3	17:17'15.993
8	40.637	41.056	4'17.356	5'39.049P	245,5	17:30'10.619	4	40.467	37.965	42.223	2'00.655	265,4	17:19'16.648
9	57.822	39.863	44.684	2'22.369P	82,6	17:32'32.988	5	39.675	36.774	40.837	1'57.286	265,4	17:21'13.934
10	41.370	37.904	43.598	2'02.872	243,2	17:34'35.860	6	39.401	36.728	40.972	1'57.101	266,7	17:23'11.035
11	41.366	38.275	42.443	2'02.084	244,3	17:36'37.944	7	39.568	36.699	40.837	1'57.104	266,0	17:25'08.139
12	41.144			3'00.339P	<b>247,1</b>	17:39'38.283	8	48.539			6'05.631P	266,0	17:31'13.770
13	45.207	38.472	1'49.984	3'13.663P	159,8	17:42'51.946	9	46.178	37.954	40.226	2'04.358P	163,4	17:33'18.128
14	1'54.581	1'44.908	2'10.809	5'50.298P	54,6	17:48'42.244	10	<b>38.784</b>	35.319	2'22.377	3'36.480P	266,7	17:36'54.608
15	45.676	37.828	<b>41.840</b>	2'05.344P	158,6	17:50'47.588	11	44.939	<b>35.236</b>	<b>39.313</b>	1'59.488P	169,5	17:38'54.096
16	<b>40.597</b>	37.559	42.261	2'00.417	245,5	17:52'48.005	12	39.047			9'20.861P	268,0	17:48'14.957
17	40.707	37.531	42.170	2'00.408	244,9	17:54'48.413	13	47.351	36.887	39.966	2'04.204P	149,2	17:50'19.161
18	40.701			2'19.993P	243,8	17:57'08.406	14	39.063	35.705	39.793	1'54.561	267,3	17:52'13.722
19	46.620	38.229	45.050	2'09.899P	158,1	17:59'18.305	15	38.992	35.640	39.924	<b>1'54.556</b>	<b>268,7</b>	17:54'08.278
20	40.955	38.424	42.003	2'01.382	246,0	18:01'19.687	16	39.162	36.444	44.288	1'59.894	<b>268,7</b>	17:56'08.172
21	40.770	37.318	42.022	<b>2'00.110</b>	244,3	18:03'19.797	17	40.915	38.569	40.143	1'59.627	266,7	17:58'07.799

322 Duell Race (1'54.948)

Lap	Seg.1	Seg.2	Seg.3	Lap Time	km/h	Local Time
						17:10'39.645
1	52.716	41.285	42.395	2'16.396P	119,1	17:12'56.041
2	40.349	36.559	41.427	1'58.335	262,8	17:14'54.376
3	39.213	36.289	40.607	1'56.109	264,1	17:16'50.485
4	39.548			3'29.836P	<b>266,7</b>	17:20'20.321
5	53.591	41.251	43.437	2'18.279P	130,0	17:22'38.600
6	40.351	38.839	41.121	2'00.311	262,1	17:24'38.911
7	6'11.648	50.983	2'48.118	9'50.749P	264,1	17:34'29.660
8	48.976	37.627	41.396	2'07.999P	129,2	17:36'37.659
9	39.109	<b>35.954</b>	40.430	1'55.493	262,8	17:38'33.152
10	<b>38.580</b>	36.171	<b>40.197</b>	<b>1'54.948</b>	262,8	17:40'28.100
11	38.666	47.337	6'36.181	8'02.184P	265,4	17:48'30.284
12	47.496	37.909	41.567	2'06.972P	151,9	17:50'37.256
13	40.310	37.315	41.466	1'59.091	264,1	17:52'36.347
14	40.852	43.043	42.480	2'06.375	264,7	17:54'42.722
15	39.963	39.040	48.889	2'07.892	265,4	17:56'50.614
16	41.136	37.570	41.114	1'59.820	248,8	17:58'50.434
17	40.706	37.699	41.053	1'59.458	265,4	18:00'49.892
18	43.962	44.503	43.433	2'11.898	266,0	18:03'01.790

333 SR&R (1'55.183)

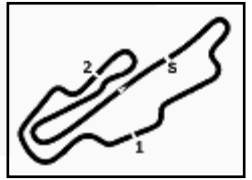
Lap	Seg.1	Seg.2	Seg.3	Lap Time	km/h	Local Time
						17:10'27.733
1	47.365	40.033	3'59.335	5'26.733P	167,7	17:15'54.466
2	45.065	37.502	40.650	2'03.217P	169,3	17:17'57.683
3	38.775	<b>36.159</b>	40.290	1'55.224	266,0	17:19'52.907
4	<b>38.648</b>	36.263	<b>40.272</b>	<b>1'55.183</b>	266,0	17:21'48.090
5	40.191	38.577	11'10.415	12'29.183P	268,0	17:34'17.273
6	46.285	38.389	41.951	2'06.625P	136,2	17:36'23.898
7	39.962	37.644	41.540	1'59.146	264,7	17:38'23.044
8	39.430	37.146	40.429	1'57.005	265,4	17:40'20.049
9	39.216	51.980	7'58.702	9'29.898P	267,3	17:49'49.947
10	45.268	39.984	41.615	2'06.867P	173,6	17:51'56.814
11	40.228	38.621	41.361	2'00.210	266,7	17:53'57.024
12	39.542	36.944	40.930	1'57.416	<b>268,7</b>	17:55'54.440
13	39.971	37.860	2'06.847	3'24.678P	268,0	17:59'19.118
14	51.486	45.053	42.872	2'19.411P	175,6	18:01'38.529

355 Easy Race (1'54.556)

Lap	Seg.1	Seg.2	Seg.3	Lap Time	km/h	Local Time
						17:10'14.861

02/10/2020

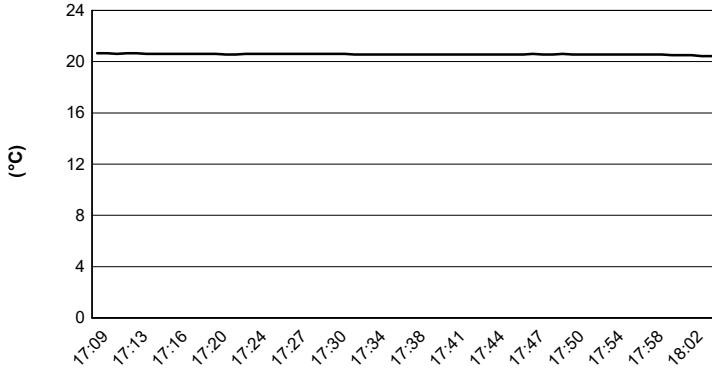
P = Pits In/Out - C = Lap Time Cancelled



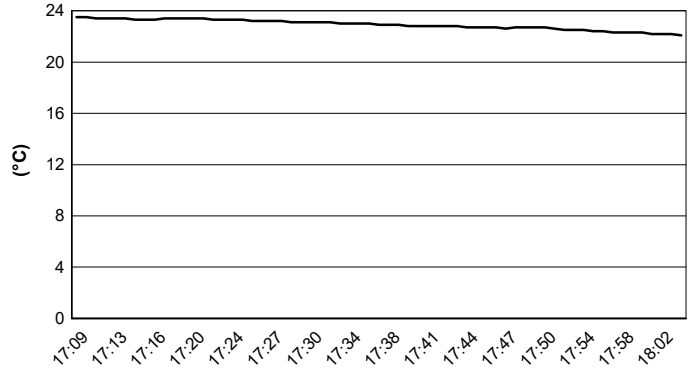
ACI Racing Weekend Mugello 01-04 Ottobre 2020  
Camp. It. Gran Turismo Sprint - Weather Report FP 2  
Session started 17:09 - Session ended 18:04

Aut. Int. Mugello Auto 5.245 m

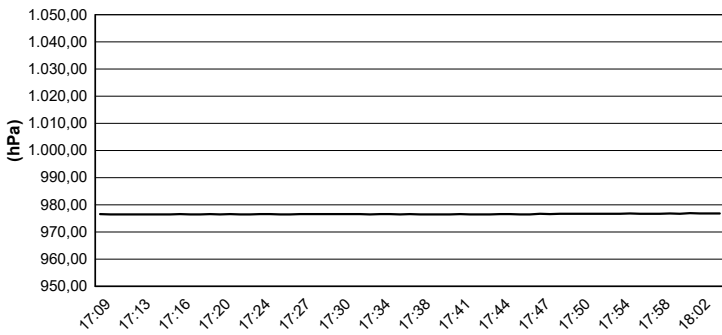
### Air Temperature



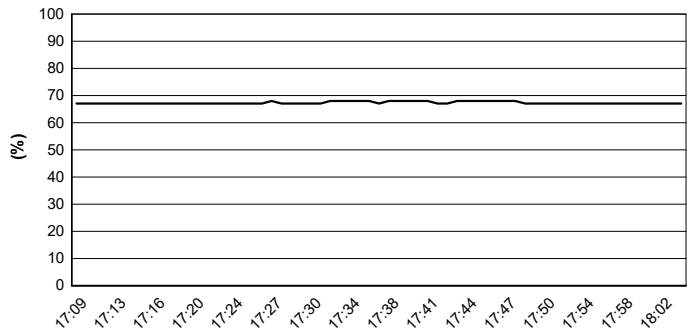
### Track Temperature



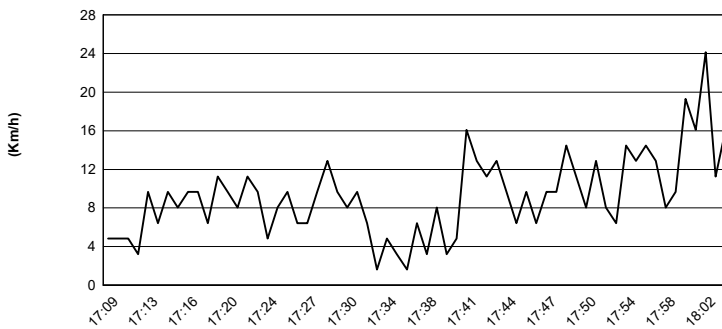
### Air Pressure



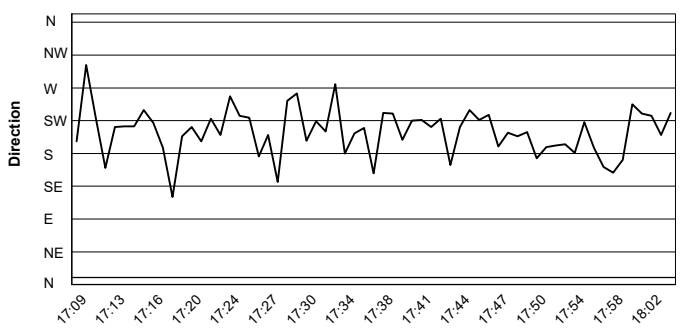
### Humidity



### Wind Speed

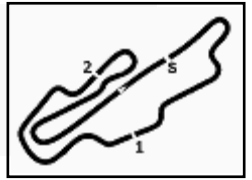


### Wind Direction



02/10/2020





**ACI Racing Weekend Mugello 01-04 Ottobre 2020**  
**Camp. It. Gran Turismo Sprint - Sector and Speeds FP 2**

Aut. Int. Mugello Auto 5.245 m

BEST LAP			
1	12	AUDI SPORT ITALIA	Audi R8 LMS 1'48.344
2	71	AF CORSE	Ferrari 488 GT3 1'48.413
3	27	AKM MOTORSPORT	Mercedes AMG GT3 1'48.890
4	7	BMW TEAM ITALIA	BMW M6 GT3 1'48.934
5	21	AF CORSE	Ferrari 488 1'49.369
6	25	RS RACING	Ferrari 488 1'49.373
7	3	EASY RACE	Ferrari 488 1'49.955
8	88	LP RACING	Lamborghini Huracan GT3 1'49.990
9	19	VINCENZO SOSPIRI RACING	Lamborghini Huracan GT3 1'50.019
10	63	VINCENZO SOSPIRI RACING	Lamborghini Huracan GT3 EVO 1'50.019
11	32	IMPERIALE RACING	Lamborghini Huracan GT3 1'50.766
12	44	EBIMOTORS	Porsche 997 GT3 1'51.071
13	91	DINAMIC MOTORSPORT	Porsche 991 GT3 1'51.085
14	92	DINAMIC MOTORSPORT	Porsche 991 GT3 1'52.147
15	355	EASY RACE	Ferrari 488 Challengee 1'54.556
16	322	DUELL RACE	Porsche 991 Cup 1'54.948
17	333	SR&R	Ferrari 488 Challengee 1'55.183
18	227	NOVA RACE EVENTS	Mercedes AMG GT4 1'57.170
19	250	EBIMOTORS	Porsche Cayman 718 GT4 1'58.028
20	277	NOVA RACE EVENTS	Mercedes AMG GT4 1'58.697
21	215	BMW TEAM ITALIA	BMW M4 GT4 1'58.947
22	252	EBIMOTORS	Porsche Cayman 718 GT4 1'59.246
23	251	EBIMOTORS	Porsche Cayman 1'59.300
24	288	SCUDERIA VILLORBA CORS	Mercedes AMG GT4 1'59.461
25	271	W&D RACING TEAM	BMW M4 GT4 1'59.621
26	299	CRAM MOTORSPORT	Porsche Cayman 718 GT4 2'00.110

SPEED			
1	333	SR&R	Ferrari 488 Challenge 268,7
2	355	EASY RACE	Ferrari 488 Challenge 268,7
3	322	DUELL RACE	Porsche 991 Cup 266,7
4	7	BMW TEAM ITALIA	BMW M6 GT3 265,4
5	71	AF CORSE	Ferrari 488 GT3 262,1
6	63	VINCENZO SOSPIRI RACING	Lamborghini Huracan GT3 EVO 259,6
7	32	IMPERIALE RACING	Lamborghini Huracan GT3 259,6
8	25	RS RACING	Ferrari 488 259,0
9	12	AUDI SPORT ITALIA	Audi R8 LMS 259,0
10	27	AKM MOTORSPORT	Mercedes AMG GT3 259,0
11	19	VINCENZO SOSPIRI RACING	Lamborghini Huracan GT3 257,8
12	21	AF CORSE	Ferrari 488 257,1
13	3	EASY RACE	Ferrari 488 256,5
14	88	LP RACING	Lamborghini Huracan GT3 256,5
15	91	DINAMIC MOTORSPORT	Porsche 991 GT3 256,5
16	44	EBIMOTORS	Porsche 997 GT3 255,3
17	92	DINAMIC MOTORSPORT	Porsche 991 GT3 254,7
18	299	CRAM MOTORSPORT	Porsche Cayman 718 GT4 247,1
19	215	BMW TEAM ITALIA	BMW M4 GT4 246,6
20	252	EBIMOTORS	Porsche Cayman 718 GT4 246,0
21	251	EBIMOTORS	Porsche Cayman 245,5
22	288	SCUDERIA VILLORBA CORS	Mercedes AMG GT4 244,9
23	250	EBIMOTORS	Porsche Cayman 718 GT4 243,8
24	271	W&D RACING TEAM	BMW M4 GT4 242,2
25	277	NOVA RACE EVENTS	Mercedes AMG GT4 241,6
26	227	NOVA RACE EVENTS	Mercedes AMG GT4 241,1

SEG. 1		
1	71	AF CORSE 36.777
2	7	BMW TEAM ITALIA 36.987
3	25	RS RACING 37.114
4	12	AUDI SPORT ITALIA 37.131
5	21	AF CORSE 37.139
6	27	AKM MOTORSPORT 37.219
7	3	EASY RACE 37.308
8	88	LP RACING 37.312
9	19	VINCENZO SOSPIRI R 37.416
10	63	VINCENZO SOSPIRI R 37.456
11	32	IMPERIALE RACING 37.642
12	44	EBIMOTORS 37.756
13	91	DINAMIC MOTORSP 37.863
14	92	DINAMIC MOTORSP 38.136
15	322	DUELL RACE 38.580
16	333	SR&R 38.648
17	355	EASY RACE 38.784
18	227	NOVA RACE EVENTS 39.657
19	250	EBIMOTORS 39.799
20	215	BMW TEAM ITALIA 40.083
21	251	EBIMOTORS 40.137
22	277	NOVA RACE EVENTS 40.170
23	271	W&D RACING TEAM 40.240
24	252	EBIMOTORS 40.243
25	288	SCUDERIA VILLORBA 40.301
26	299	CRAM MOTORSPORT 40.597

SEG. 2		
1	12	AUDI SPORT ITALIA 32.905
2	71	AF CORSE 33.083
3	21	AF CORSE 33.195
4	27	AKM MOTORSPORT 33.284
5	25	RS RACING 33.352
6	7	BMW TEAM ITALIA 33.429
7	3	EASY RACE 33.535
8	63	VINCENZO SOSPIRI R 33.626
9	88	LP RACING 33.701
10	19	VINCENZO SOSPIRI R 33.761
11	32	IMPERIALE RACING 34.041
12	91	DINAMIC MOTORSP 34.170
13	44	EBIMOTORS 34.427
14	92	DINAMIC MOTORSP 34.808
15	355	EASY RACE 35.236
16	322	DUELL RACE 35.954
17	227	NOVA RACE EVENTS 36.114
18	333	SR&R 36.159
19	250	EBIMOTORS 36.439
20	215	BMW TEAM ITALIA 36.663
21	277	NOVA RACE EVENTS 36.696
22	251	EBIMOTORS 36.789
23	271	W&D RACING TEAM 36.820
24	252	EBIMOTORS 37.060
25	288	SCUDERIA VILLORBA 37.112
26	299	CRAM MOTORSPORT 37.266

SEG. 3		
1	7	BMW TEAM ITALIA 38.219
2	12	AUDI SPORT ITALIA 38.243
3	71	AF CORSE 38.275
4	27	AKM MOTORSPORT 38.345
5	25	RS RACING 38.626
6	63	VINCENZO SOSPIRI R 38.633
7	21	AF CORSE 38.707
8	88	LP RACING 38.802
9	44	EBIMOTORS 38.829
10	19	VINCENZO SOSPIRI R 38.842
11	3	EASY RACE 38.852
12	91	DINAMIC MOTORSP 38.977
13	32	IMPERIALE RACING 39.003
14	92	DINAMIC MOTORSP 39.203
15	355	EASY RACE 39.313
16	322	DUELL RACE 40.197
17	333	SR&R 40.272
18	227	NOVA RACE EVENTS 41.399
19	250	EBIMOTORS 41.628
20	277	NOVA RACE EVENTS 41.690
21	215	BMW TEAM ITALIA 41.735
22	288	SCUDERIA VILLORBA 41.795
23	299	CRAM MOTORSPORT 41.840
24	251	EBIMOTORS 41.938
25	252	EBIMOTORS 41.942
26	271	W&D RACING TEAM 42.042