

ACI Racing Weekend Mugello 01-04 Ottobre 2020

Camp. It. Gran Turismo Sprint - PROVISIONAL Q1

Aut. Int. Mugello Auto 5.245 m

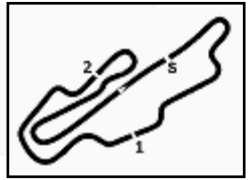
No. Driver	Nat	Entrant	Team	Car	Class	Time	Gap	Rel.	Laps
1 19 NEMOTO Yuki	JPN	Vincenzo Sospiri Racing	Vincenzo Sospiri Racing	Lamborghini Huracan GT3	GT3-PA	1'49.588			4
2 63 KROES Danny	NLD	Vincenzo Sospiri Racing	Vincenzo Sospiri Racing	Lamborghini Huracan GT3 EVOGT3-PRO	GT3-PRO	1'49.669	0.081	0.081	6
3 12 AGOSTINI Riccardo	ITA	Audi Sport Italia	Audi Sport Italia	Audi R8 LMS	GT3-PRO	1'49.943	0.355	0.274	6
4 71 ROVERA Alessio	ITA	AF Corse	AF Corse	Ferrari 488 GT3	GT3-PRO	1'49.997	0.409	0.054	7
5 7 COMANDINI Stefano	ITA	BMW Team Italia	BMW Team Italia	BMW M6 GT3	GT3-PRO	1'50.499	0.911	0.502	7
6 27 FERRARI Lorenzo	ITA	AKM Motorsport	AKM Motorsport	Mercedes AMG GT3	GT3-PRO	1'51.400	1.812	0.901	6
7 25 DI AMATO Daniele	ITA	RS Racing	RS Racing	Ferrari 488	GT3-PA	1'51.433	1.845	0.033	6
8 3 MICHELOTTO Mattia	ITA	Easy Race	Easy Race	Ferrari 488	GT3-PA	1'52.094	2.506	0.661	6
9 32 VENTURINI Giovanni	ITA	Imperiale Racing	Imperiale Racing	Lamborghini Huracan GT3	GT3-PRO	1'52.249	2.661	0.155	5
10 88 CAZZANIGA Riccardo	ITA	LP Racing	LP Racing	Lamborghini Huracan GT3	GT3-PA	1'52.404	2.816	0.155	6
11 91 CASSARÀ Marco	ITA	Dinamic Motorsport	Dinamic Motorsport	Porsche 991 GT3	GT3-AM	1'52.948	3.360	0.544	6
12 44 BACCANI Alessandro	ITA	Ebimotors	Ebimotors	Porsche 997 GT3	GT3-AM	1'54.636	5.048	1.688	6
13 355 GRECO Matteo	ITA	Easy Race	Easy Race	Ferrari 488 Challenge	GTC-PA	1'55.766	6.178	1.130	5
14 21 MANN Simon	FRA	AF Corse	AF Corse	Ferrari 488	GT3-PA	1'59.009	9.421	3.243	6
15 92 FADEL Habib	LIB	Dinamic Motorsport	Dinamic Motorsport	Porsche 991 GT3	GT3-AM	1'59.069	9.481	0.060	5
16 250 PERA Riccardo	ITA	Ebimotors	Ebimotors	Porsche Cayman 718 GT4	GT4-PA	1'59.544	9.956	0.475	6
17 215 RICCITELLI Simone	ITA	BMW Team Italia	BMW Team Italia	BMW M4 GT4	GT4-PA	2'00.462	10.874	0.918	6
18 288 BELICCHI Andrea	ITA	Scuderia Villorba Corse	Scuderia Villorba Corse	Mercedes AMG GT4	GT4-PA	2'00.892	11.304	0.430	6
19 299 WEBSTER Daniel	AUS	CRAM Motorsport	CRAM Motorsport	Porsche Cayman 718 GT4	GT4-AM	2'01.275	11.687	0.383	6
20 251 ORLANDO DI GIUSTO Mattia	ITA	Ebimotors	Ebimotors	Porsche Cayman	GT4-AM	2'01.712	12.124	0.437	6
21 333 CRISTONI Gian Piero	ITA	SR&R	SR&R	Ferrari 488 Challenge	GTC-PA	2'03.350	13.762	1.638	6
22 322 SAUTO Vincenzo	ITA	Duell Race	Duell Race	Porsche 991 Cup	GTC-PA	2'03.410	13.822	0.060	7
23 227 DE LUCA Francesco	ITA	Nova Race Events	Nova Race Events	Mercedes AMG GT4	GT4-PA	2'03.585	13.997	0.175	6
24 252 PICCIOLI Gianluigi	ITA	Ebimotors	Ebimotors	Porsche Cayman 718 GT4	GT4-PA	2'04.198	14.610	0.613	6
25 277 MAGNONI Luca	ITA	Nova Race Events	Nova Race Events	Mercedes AMG GT4	GT4-AM	2'04.763	15.175	0.565	6
26 271 MELONI Paolo	RSM	W&D Racing Team	W&D Racing Team	BMW M4 GT4	GT4-AM	2'05.127	15.539	0.364	6

Humidity:	64%	Air:	19°C
Condition:	WET	Temp:	16°C

Race Director : Alessandro Ferrari

Clerk of the Course : Antonio Canu

Start 03/10/2020 12:09
End 12:26



ACI Racing Weekend Mugello 01-04 Ottobre 2020
Camp. It. Gran Turismo Sprint - Sector and Speeds Q1

Aut. Int. Mugello Auto 5.245 m

BEST LAP

1	19 NEMOTO Yuki	Lamborghini Huracan GT3	1'49.588
2	63 KROES Danny	Lamborghini Huracan GT3 EVO	1'49.669
3	12 AGOSTINI Riccardo	Audi R8 LMS	1'49.943
4	71 ROVERA Alessio	Ferrari 488 GT3	1'49.997
5	7 COMANDINI Stefano	BMW M6 GT3	1'50.499
6	27 FERRARI Lorenzo	Mercedes AMG GT3	1'51.400
7	25 DI AMATO Daniele	Ferrari 488	1'51.433
8	3 MICHELOTTO Mattia	Ferrari 488	1'52.094
9	32 VENTURINI Giovanni	Lamborghini Huracan GT3	1'52.249
10	88 CAZZANIGA Riccardo	Lamborghini Huracan GT3	1'52.404
11	91 CASSARÀ Marco	Porsche 991 GT3	1'52.948
12	44 BACCANI Alessandro	Porsche 997 GT3	1'54.636
13	355 GRECO Matteo	Ferrari 488 Challenge	1'55.766
14	21 MANN Simon	Ferrari 488	1'59.009
15	92 FADEL Habib	Porsche 991 GT3	1'59.069
16	250 PERA Riccardo	Porsche Cayman 718 GT4	1'59.544
17	215 RICCITELLI Simone	BMW M4 GT4	2'00.462
18	288 BELICCHI Andrea	Mercedes AMG GT4	2'00.892
19	299 WEBSTER Daniel	Porsche Cayman 718 GT4	2'01.275
20	251 ORLANDO DI GIUSTO Mattia	Porsche Cayman	2'01.712
21	333 CRISTONI Gian Piero	Ferrari 488 Challenge	2'03.350
22	322 SAUTO Vincenzo	Porsche 991 Cup	2'03.410
23	227 DE LUCA Francesco	Mercedes AMG GT4	2'03.585
24	252 PICCIOLI Gianluigi	Porsche Cayman 718 GT4	2'04.198
25	277 MAGNONI Luca	Mercedes AMG GT4	2'04.763
26	271 MELONI Paolo	BMW M4 GT4	2'05.127

SPEED

1	355 GRECO Matteo	Ferrari 488 Challenge	270,0
2	7 COMANDINI Stefano	BMW M6 GT3	266,0
3	333 CRISTONI Gian Piero	Ferrari 488 Challenge	266,0
4	322 SAUTO Vincenzo	Porsche 991 Cup	265,4
5	32 VENTURINI Giovanni	Lamborghini Huracan GT3	264,7
6	71 ROVERA Alessio	Ferrari 488 GT3	263,4
7	63 KROES Danny	Lamborghini Huracan GT3 EVO	262,8
8	19 NEMOTO Yuki	Lamborghini Huracan GT3	260,9
9	25 DI AMATO Daniele	Ferrari 488	259,6
10	3 MICHELOTTO Mattia	Ferrari 488	259,6
11	12 AGOSTINI Riccardo	Audi R8 LMS	259,6
12	88 CAZZANIGA Riccardo	Lamborghini Huracan GT3	259,6
13	92 FADEL Habib	Porsche 991 GT3	258,4
14	27 FERRARI Lorenzo	Mercedes AMG GT3	257,8
15	91 CASSARÀ Marco	Porsche 991 GT3	257,1
16	21 MANN Simon	Ferrari 488	257,1
17	44 BACCANI Alessandro	Porsche 997 GT3	254,1
18	299 WEBSTER Daniel	Porsche Cayman 718 GT4	248,3
19	252 PICCIOLI Gianluigi	Porsche Cayman 718 GT4	244,9
20	215 RICCITELLI Simone	BMW M4 GT4	244,9
21	250 PERA Riccardo	Porsche Cayman 718 GT4	244,3
22	251 ORLANDO DI GIUSTO Mattia	Porsche Cayman	244,3
23	227 DE LUCA Francesco	Mercedes AMG GT4	242,7
24	288 BELICCHI Andrea	Mercedes AMG GT4	242,2
25	277 MAGNONI Luca	Mercedes AMG GT4	241,1
26	271 MELONI Paolo	BMW M4 GT4	240,5

SEG. 1

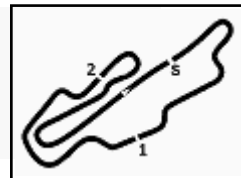
1	63 KROES Danny	38.273
2	19 NEMOTO Yuki	38.441
3	71 ROVERA Alessio	38.646
4	91 CASSARÀ Marco	38.650
5	3 MICHELOTTO Mattia	38.801
6	25 DI AMATO Daniele	38.827
7	7 COMANDINI Stefano	38.934
8	32 VENTURINI Giovanni	38.969
9	88 CAZZANIGA Riccardo	38.980
10	12 AGOSTINI Riccardo	39.147
11	27 FERRARI Lorenzo	39.491
12	44 BACCANI Alessandro	39.778
13	355 GRECO Matteo	39.921
14	21 MANN Simon	40.562
15	250 PERA Riccardo	41.265
16	333 CRISTONI Gian Piero	41.468
17	288 BELICCHI Andrea	41.523
18	92 FADEL Habib	41.619
19	251 ORLANDO DI GIUSTO	41.693
20	252 PICCIOLI Gianluigi	41.829
21	215 RICCITELLI Simone	41.937
22	322 SAUTO Vincenzo	42.185
23	299 WEBSTER Daniel	42.196
24	271 MELONI Paolo	42.507
25	277 MAGNONI Luca	42.544
26	227 DE LUCA Francesco	43.030

SEG. 2

1	12 AGOSTINI Riccardo	32.860
2	19 NEMOTO Yuki	32.980
3	63 KROES Danny	33.162
4	71 ROVERA Alessio	33.252
5	7 COMANDINI Stefano	33.379
6	27 FERRARI Lorenzo	33.522
7	25 DI AMATO Daniele	33.850
8	3 MICHELOTTO Mattia	34.001
9	32 VENTURINI Giovanni	34.411
10	88 CAZZANIGA Riccardo	34.488
11	91 CASSARÀ Marco	34.652
12	44 BACCANI Alessandro	35.572
13	355 GRECO Matteo	35.970
14	250 PERA Riccardo	36.690
15	215 RICCITELLI Simone	36.903
16	21 MANN Simon	36.905
17	288 BELICCHI Andrea	37.227
18	92 FADEL Habib	37.373
19	299 WEBSTER Daniel	37.432
20	251 ORLANDO DI GIUSTO	37.481
21	227 DE LUCA Francesco	38.210
22	333 CRISTONI Gian Piero	38.348
23	271 MELONI Paolo	38.375
24	252 PICCIOLI Gianluigi	38.567
25	322 SAUTO Vincenzo	38.789
26	277 MAGNONI Luca	38.799

SEG. 3

1	12 AGOSTINI Riccardo	37.636
2	71 ROVERA Alessio	37.849
3	7 COMANDINI Stefano	37.905
4	19 NEMOTO Yuki	38.167
5	63 KROES Danny	38.192
6	32 VENTURINI Giovanni	38.348
7	27 FERRARI Lorenzo	38.387
8	25 DI AMATO Daniele	38.450
9	3 MICHELOTTO Mattia	38.569
10	88 CAZZANIGA Riccardo	38.665
11	91 CASSARÀ Marco	38.832
12	44 BACCANI Alessandro	39.286
13	355 GRECO Matteo	39.294
14	92 FADEL Habib	40.008
15	21 MANN Simon	40.690
16	288 BELICCHI Andrea	41.413
17	250 PERA Riccardo	41.589
18	299 WEBSTER Daniel	41.617
19	215 RICCITELLI Simone	41.622
20	227 DE LUCA Francesco	41.842
21	251 ORLANDO DI GIUSTO	42.205
22	322 SAUTO Vincenzo	42.299
23	333 CRISTONI Gian Piero	42.438
24	271 MELONI Paolo	42.810
25	252 PICCIOLI Gianluigi	42.913
26	277 MAGNONI Luca	43.152

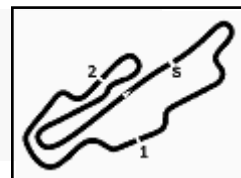


ACI Racing Weekend Mugello 01-04 Ottobre 2020

Camp. It. Gran Turismo Sprint - Ideal Times Q1

Aut. Int. Mugello Auto 5.245 m

No. Driver Entrant	Car	Seg. 1 Diff. 1	Seg. 2 Diff. 2	Seg. 3 Diff. 3	Ideal Time			
					Best Lap	Pos.	Diff.	
1 19 NEMOTO Y. (JPN) VINCENTO SOSPIRI RACING	Lamborghini Huracan GT3	38.441	32.980	38.167	1'49.588 1'49.588	1		
2 63 KROES D. (NLD) VINCENTO SOSPIRI RACING	Lamborghini Huracan GT3 EVO	38.273	33.162 +0.042	38.192	1'49.627 1'49.669	2	0.042	
3 12 AGOSTINI R. (ITA) AUDI SPORT ITALIA	Audi R8 LMS	39.147 +0.300	32.860	37.636	1'49.643 1'49.943	3	0.300	
4 71 ROVERA A. (ITA) AF CORSE	Ferrari 488 GT3	38.646	33.252 +0.183	37.849 +0.067	1'49.747 1'49.997	4	0.250	
5 7 COMANDINI S. (ITA) BMW TEAM ITALIA	BMW M6 GT3	38.934 +0.281	33.379	37.905	1'50.218 1'50.499	5	0.281	
6 25 DI AMATO D. (ITA) RS RACING	Ferrari 488	38.827 +0.300	33.850	38.450 +0.006	1'51.127 1'51.433	7	0.306	
7 3 MICHELOTTO M. (ITA) EASY RACE	Ferrari 488	38.801 +0.531	34.001	38.569 +0.192	1'51.371 1'52.094	8	0.723	
8 27 FERRARI L. (ITA) AKM MOTORSPORT	Mercedes AMG GT3	39.491	33.522	38.387	1'51.400 1'51.400	6		
9 32 VENTURINI G. (ITA) IMPERIALE RACING	Lamborghini Huracan GT3	38.969 +0.220	34.411 +0.301	38.348	1'51.728 1'52.249	9	0.521	
10 88 CAZZANIGA R. (ITA) LP RACING	Lamborghini Huracan GT3	38.980 +0.271	34.488	38.665	1'52.133 1'52.404	10	0.271	
11 91 CASSARÀ M. (ITA) DINAMIC MOTORSPORT	Porsche 991 GT3	38.650 +0.814	34.652	38.832	1'52.134 1'52.948	11	0.814	
12 44 BACCANI A. (ITA) EBIMOTORS	Porsche 997 GT3	39.778	35.572	39.286	1'54.636 1'54.636	12		
13 355 GRECO M. (ITA) EASY RACE	Ferrari 488 Challenge	39.921 +0.581	35.970	39.294	1'55.185 1'55.766	13	0.581	
14 21 MANN S. (FRA) AF CORSE	Ferrari 488	40.562	36.905	40.690 +0.852	1'58.157 1'59.009	14	0.852	
15 92 FADEL H. (LIB) DINAMIC MOTORSPORT	Porsche 991 GT3	41.619	37.373	40.008 +0.069	1'59.000 1'59.069	15	0.069	
16 250 PERA R. (ITA) EBIMOTORS	Porsche Cayman 718 GT4	41.265	36.690	41.589	1'59.544 1'59.544	16		
17 288 BELICCHI A. (ITA) SCUDERIA VILLORBA CORSE	Mercedes AMG GT4	41.523 +0.729	37.227	41.413	2'00.163 2'00.892	18	0.729	
18 215 RICCITELLI S. (ITA) BMW TEAM ITALIA	BMW M4 GT4	41.937	36.903	41.622	2'00.462 2'00.462	17		
19 299 WEBSTER D. (AUS) CRAM MOTORSPORT	Porsche Cayman 718 GT4	42.196 +0.030	37.432	41.617	2'01.245 2'01.275	19	0.030	
20 251 ORLANDO DI GIUSTO EBIMOTORS	Porsche Cayman	41.693	37.481	42.205 +0.333	2'01.379 2'01.712	20	0.333	
21 333 CRISTONI G. (ITA) SR&R	Ferrari 488 Challenge	41.468 +1.095	38.348 +0.001	42.438	2'02.254 2'03.350	21	1.096	
22 227 DE LUCA F. (ITA) NOVA RACE EVENTS	Mercedes AMG GT4	43.030 +0.503	38.210	41.842	2'03.082 2'03.585	23	0.503	
23 322 SAUTO V. (ITA) DUELL RACE	Porsche 991 Cup	42.185	38.789	42.299 +0.137	2'03.273 2'03.410	22	0.137	
24 252 PICCIOLI G. (ITA) EBIMOTORS	Porsche Cayman 718 GT4	41.829 +0.636	38.567	42.913 +0.253	2'03.309 2'04.198	24	0.889	
25 271 MELONI P. (RSM) W&D RACING TEAM	BMW M4 GT4	42.507 +1.435	38.375	42.810	2'03.692 2'05.127	26	1.435	
26 277 MAGNONI L. (ITA) NOVA RACE EVENTS	Mercedes AMG GT4	42.544	38.799	43.152 +0.268	2'04.495 2'04.763	25	0.268	
Overall Ideal Time		38.273	38.273	32.860	37.636	1'48.769		



ACI Racing Weekend Mugello 01-04 Ottobre 2020
Camp. It. Gran Turismo Sprint - Analysis Q1

Aut. Int. Mugello Auto 5.245 m

1 / 3

3 Easy Race (1'52.094)

Lap	Seg.1	Seg.2	Seg.3	Lap Time	km/h	Local Time
Mattia Michelotto						
						12:10'47.393
1	50.835	42.016	42.397	2'15.248P	160,2	12:13'02.641
2	42.850	38.168	40.220	2'01.238	257,8	12:15'03.879
3	41.685	35.926	39.155	1'56.766	259,6	12:17'00.645
4	40.854	35.054	38.890	1'54.798	251,7	12:18'55.443
5	39.809	34.176	38.569	1'52.554	253,5	12:20'47.997
6	39.332	34.001	38.761	1'52.094	254,7	12:22'40.091

7 BMW Team Italia (1'50.499)

Lap	Seg.1	Seg.2	Seg.3	Lap Time	km/h	Local Time
Stefano Comandini						
						12:10'12.686
1	52.520	39.567	42.382	2'14.469P	150,8	12:12'27.155
2	41.759	35.095	38.496	1'55.350	262,1	12:14'22.505
3	39.841	34.232	37.948	1'52.021	265,4	12:16'14.526
4	39.405	35.016	40.262	1'54.683	266,0	12:18'09.209
5	39.465	34.985	38.784	1'53.234	264,1	12:20'02.443
6	39.215	33.379	37.905	1'50.499	263,4	12:21'52.942
7	38.934	33.772	38.879	1'51.585	266,0	12:23'44.527

12 Audi Sport Italia (1'49.943)

Lap	Seg.1	Seg.2	Seg.3	Lap Time	km/h	Local Time
Riccardo Agostini						
						12:10'06.586
1	48.152	36.363	43.283	2'07.798P	162,4	12:12'14.384
2	41.668	34.850	39.030	1'55.548	254,7	12:14'09.932
3	40.547	35.074	38.114	1'53.735	257,8	12:16'03.667
4	40.247	34.269	1'28.213	2'42.729P	259,6	12:18'46.396
5	45.094	33.617	38.211	1'56.922P	172,0	12:20'43.318
6	39.447	32.860	37.636	1'49.943	258,4	12:22'33.261

19 Vincenzo Sospiri Racing (1'49.588)

Lap	Seg.1	Seg.2	Seg.3	Lap Time	km/h	Local Time
Yuki Nemoto						
						12:13'53.766
1	46.970	38.145	39.524	2'04.639P	167,2	12:15'58.405
2	40.820	35.413	41.421	1'57.654	259,6	12:17'56.059
3	38.875	33.540	38.286	1'50.701	258,4	12:19'46.760
4	38.441	32.980	38.167	1'49.588	258,4	12:21'36.348

21 AF Corse (1'59.009)

Lap	Seg.1	Seg.2	Seg.3	Lap Time	km/h	Local Time
Simon Mann						
						12:10'41.722
1	54.111	46.322	46.595	2'27.028P	150,6	12:13'08.750
2	43.961	40.487	44.544	2'08.992	254,1	12:15'17.742
3	42.030	37.991	41.522	2'01.543	254,7	12:17'19.285
4	42.859	38.168	42.142	2'03.169	254,7	12:19'22.454
5	42.760	37.337	40.690	2'00.787	253,5	12:21'23.241
6	40.562	36.905	41.542	1'59.009	257,1	12:23'22.250

25 RS Racing (1'51.433)

Lap	Seg.1	Seg.2	Seg.3	Lap Time	km/h	Local Time
Daniele Di Amato						
						12:10'09.020
1	49.479	38.739	42.296	2'10.514P	158,6	12:12'19.534
2	42.004	36.317	39.498	1'57.819	256,5	12:14'17.353

3	40.667	36.250	38.843	1'55.760	258,4	12:16'13.113
4	39.742	34.638	38.450	1'52.830	258,4	12:18'05.943
5	39.902	34.654	39.360	1'53.916	258,4	12:19'59.859
6	39.127	33.850	38.456	1'51.433	257,1	12:21'51.292

27 AKM Motorsport (1'51.400)

Lap	Seg.1	Seg.2	Seg.3	Lap Time	km/h	Local Time
Lorenzo Ferrari						
						12:10'42.804
1	50.681	42.311	42.469	2'15.461P	155,2	12:12'58.265
2	44.636	38.518	40.304	2'03.458	255,9	12:15'01.723
3	41.768			2'13.922P	257,8	12:17'15.645
4	45.131	35.616	39.559	2'00.306P	172,8	12:19'15.951
5	40.495	34.439	38.579	1'53.513	254,7	12:21'09.464
6	39.491	33.522	38.387	1'51.400	255,9	12:23'00.864

32 Imperiale Racing (1'52.249)

Lap	Seg.1	Seg.2	Seg.3	Lap Time	km/h	Local Time
Giovanni Venturini						
						12:10'18.604
1	54.632	42.272	43.857	2'20.761P	122,4	12:12'39.365
2	44.143	37.187	1'50.584	3'11.914P	257,1	12:15'51.279
3	50.268	37.497	39.297	2'07.062P	175,3	12:17'58.341
4	40.426	34.411	38.767	1'53.604	264,7	12:19'51.945
5	39.189	34.712	38.348	1'52.249	261,5	12:21'44.194

44 Ebimotors (1'54.636)

Lap	Seg.1	Seg.2	Seg.3	Lap Time	km/h	Local Time
Alessandro Baccani						
						12:10'32.661
1	53.189	41.892	43.888	2'18.969P	127,8	12:12'51.630
2	43.949	40.033	41.915	2'05.897	254,1	12:14'57.527
3	43.241	38.197	40.806	2'02.244	252,9	12:16'59.771
4	41.557	36.923	39.851	1'58.331	252,9	12:18'58.102
5	40.473	36.682	39.705	1'56.860	253,5	12:20'54.962
6	39.778	35.572	39.286	1'54.636	253,5	12:22'49.598

63 Vincenzo Sospiri Racing (1'49.669)

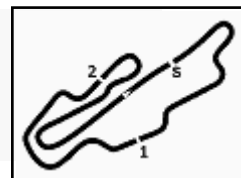
Lap	Seg.1	Seg.2	Seg.3	Lap Time	km/h	Local Time
Danny Kroes						
						12:11'42.641
1	49.479	36.666	39.583	2'05.728P	138,6	12:13'48.369
2	53.052	36.539	38.991	2'08.582	259,6	12:15'56.951
3	40.998	34.677	38.530	1'54.205	260,2	12:17'51.156
4	39.412	34.276	38.195	1'51.883	259,0	12:19'43.039
5	38.857	33.162	38.662	1'50.681	260,2	12:21'33.720
6	38.273	33.204	38.192	1'49.669	260,9	12:23'23.389

71 AF Corse (1'49.997)

Lap	Seg.1	Seg.2	Seg.3	Lap Time	km/h	Local Time
Alessio Rovera						
						12:10'30.381
1	53.657	41.578	45.382	2'20.617P	99,4	12:12'50.998
2	42.650	37.187	41.646	2'01.483	256,5	12:14'52.481
3	40.544	34.460	38.601	1'53.605	259,0	12:16'46.086
4	39.490	33.583	38.117	1'51.190	259,0	12:18'37.276
5	39.548	33.252	37.849	1'50.649	258,4	12:20'27.925
6	38.646	33.435	37.916	1'49.997	260,2	12:22'17.922
7	40.202	37.120	41.560	1'58.882	263,4	12:24'16.804

03/10/2020

P = Pits In/Out - C = Lap Time Cancelled



ACI Racing Weekend Mugello 01-04 Ottobre 2020
Camp. It. Gran Turismo Sprint - Analysis Q1

Aut. Int. Mugello Auto 5.245 m

2 / 3

88 LP Racing (1'52.404)

Lap	Seg.1	Seg.2	Seg.3	Lap Time	km/h	Local Time
Riccardo Cazzaniga						
						12:11'13.377
1	49.668	42.147	41.840	2'13.655P	128,7	12:13'27.032
2	41.298	36.540	39.997	1'57.835	254,1	12:15'24.867
3	40.054			2'07.820P	255,3	12:17'32.687
4	45.965	36.090	40.714	2'02.769P	172,5	12:19'35.456
5	39.251	34.488	38.665	1'52.404	254,7	12:21'27.860
6	38.980	36.352	39.851	1'55.183	259,6	12:23'23.043

91 Dinamic Motorsport (1'52.948)

Lap	Seg.1	Seg.2	Seg.3	Lap Time	km/h	Local Time
Marco Cassarà						
						12:11'05.428
1	50.728	39.837	42.161	2'12.726P	155,8	12:13'18.154
2	40.432	35.538	39.582	1'55.552	253,5	12:15'13.706
3	40.470	37.501	41.100	1'59.071	257,1	12:17'12.777
4	42.583	35.920	39.602	1'58.105	256,5	12:19'10.882
5	39.464	34.652	38.832	1'52.948	254,7	12:21'03.830
6	38.879	35.161	40.703	1'54.743	256,5	12:22'58.573

92 Dinamic Motorsport (1'59.069)

Lap	Seg.1	Seg.2	Seg.3	Lap Time	km/h	Local Time
Habib Fadel						
						12:11'58.735
1	51.826	40.299	41.444	2'13.569P	152,3	12:14'12.304
2	45.404	40.124	40.303	2'05.831	243,2	12:16'18.135
3	42.146	37.689	40.008	1'59.843	254,1	12:18'17.978
4	42.025	37.861	40.092	1'59.978	253,5	12:20'17.956
5	41.619	37.373	40.077	1'59.069	255,3	12:22'17.025

215 BMW Team Italia (2'00.462)

Lap	Seg.1	Seg.2	Seg.3	Lap Time	km/h	Local Time
Simone Riccitelli						
						12:10'21.547
1	55.723	46.114	44.300	2'26.137P	155,2	12:12'47.684
2	44.194	38.741	42.344	2'05.279	240,0	12:14'52.963
3	42.417	37.254	41.715	2'01.386	243,8	12:16'54.349
4	42.341	37.483	41.729	2'01.553	242,7	12:18'55.902
5	42.407	38.516	41.851	2'02.774	244,3	12:20'58.676
6	41.937	36.903	41.622	2'00.462	243,8	12:22'59.138

227 Nova Race Events (2'03.585)

Lap	Seg.1	Seg.2	Seg.3	Lap Time	km/h	Local Time
Francesco De Luca						
						12:10'20.154
1	56.493	48.179	49.098	2'33.770P	144,4	12:12'53.924
2	46.079	41.249	43.967	2'11.295	240,5	12:15'05.219
3	45.394	40.075	43.514	2'08.983	241,6	12:17'14.202
4	43.133	38.809	42.882	2'04.824	241,6	12:19'19.026
5	43.533	38.210	41.842	2'03.585	240,5	12:21'22.611
6	43.030	39.053	43.176	2'05.259	241,6	12:23'27.870

250 Ebimotors (1'59.544)

Lap	Seg.1	Seg.2	Seg.3	Lap Time	km/h	Local Time
Riccardo Pera						
						12:11'02.132
1	58.786	46.410	44.572	2'29.768P	139,2	12:13'31.900
2	43.120	37.837	41.737	2'02.694	243,2	12:15'34.594

3	42.457	37.014	41.674	2'01.145	243,2	12:17'35.739
4	41.796	36.809	41.616	2'00.221	242,2	12:19'35.960
5	41.265	36.690	41.589	1'59.544	244,3	12:21'35.504
6	41.422	37.019	45.287	2'03.728	243,2	12:23'39.232

251 Ebimotors (2'01.712)

Lap	Seg.1	Seg.2	Seg.3	Lap Time	km/h	Local Time
Mattia Orlando Di Giusto						
						12:11'03.617
1	58.010	47.653	45.079	2'30.742P	136,0	12:13'34.359
2	44.860	39.174	44.507	2'08.541	242,7	12:15'42.900
3	42.542	38.248	42.211	2'03.001	243,8	12:17'45.901
4	41.873	37.805	42.471	2'02.149	243,2	12:19'48.050
5	41.869	38.028	42.205	2'02.102	244,3	12:21'50.152
6	41.693	37.481	42.538	2'01.712	243,8	12:23'51.864

252 Ebimotors (2'04.198)

Lap	Seg.1	Seg.2	Seg.3	Lap Time	km/h	Local Time
Gianluigi Piccioli						
						12:11'11.220
1	56.008	46.583	48.171	2'30.762P	130,3	12:13'41.982
2	45.765	41.981	45.008	2'12.754	241,6	12:15'54.736
3	44.355	41.381	43.464	2'09.200	240,5	12:18'03.936
4	43.419	39.397	42.913	2'05.729	241,6	12:20'09.665
5	42.465	38.567	43.166	2'04.198	244,9	12:22'13.863
6	41.829	38.995	44.190	2'05.014	244,3	12:24'18.877

271 W&D Racing Team (2'05.127)

Lap	Seg.1	Seg.2	Seg.3	Lap Time	km/h	Local Time
Paolo Meloni						
						12:10'15.225
1	59.604	49.542	47.932	2'37.078P	130,9	12:12'52.303
2	48.780	42.657	44.627	2'16.064	229,3	12:15'08.367
3	43.857	39.023	46.247	2'09.127	236,8	12:17'17.494
4	43.942	38.375	42.810	2'05.127	238,4	12:19'22.621
5	43.287	40.906	53.458	2'17.651	240,5	12:21'40.272
6	42.507	39.283	43.882	2'05.672	237,4	12:23'45.944

277 Nova Race Events (2'04.763)

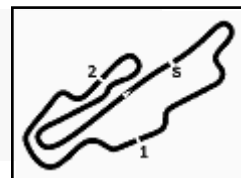
Lap	Seg.1	Seg.2	Seg.3	Lap Time	km/h	Local Time
Luca Magnoni						
						12:10'17.864
1	57.615	45.688	46.497	2'29.800P	127,7	12:12'47.664
2	47.080	41.550	44.395	2'13.025	235,8	12:15'00.689
3	46.552	40.492	43.951	2'10.995	240,0	12:17'11.684
4	44.387	39.624	45.650	2'09.661	240,0	12:19'21.345
5	44.351	39.043	43.152	2'06.546	240,5	12:21'27.891
6	42.544	38.799	43.420	2'04.763	241,1	12:23'32.654

288 Scuderia Villorba Corse (2'00.892)

Lap	Seg.1	Seg.2	Seg.3	Lap Time	km/h	Local Time
Andrea Belicchi						
						12:11'41.436
1	55.192	42.259	44.110	2'21.561P	132,7	12:14'02.997
2	44.010	39.756	41.979	2'05.745	240,0	12:16'08.742
3	42.988	39.537	41.799	2'04.324	241,1	12:18'13.066
4	42.411	38.134	41.758	2'02.303	241,6	12:20'15.369
5	42.252	37.227	41.413	2'00.892	240,5	12:22'16.261
6	41.523	39.613	46.048	2'07.184	242,2	12:24'23.445

03/10/2020

P = Pits In/Out - C = Lap Time Cancelled



ACI Racing Weekend Mugello 01-04 Ottobre 2020
Camp. It. Gran Turismo Sprint - Analysis Q1

299 CRAM Motorsport (2'01.275)

Lap	Seg.1	Seg.2	Seg.3	Lap Time	km/h	Local Time
Daniel Webster						
						12:10'23.158
1	1'00.035	47.087	46.275	2'33.397P	131,1	12:12'56.555
2	48.289	41.602	43.338	2'13.229	242,2	12:15'09.784
3	45.607	38.087	42.385	2'06.079	246,0	12:17'15.863
4	43.207	37.996	42.225	2'03.428	247,1	12:19'19.291
5	42.226	37.432	41.617	2'01.275	248,3	12:21'20.566
6	42.196	37.640	43.042	2'02.878	246,0	12:23'23.444

322 Duell Race (2'03.410)

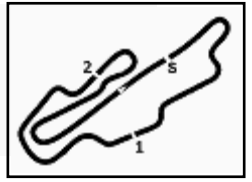
Lap	Seg.1	Seg.2	Seg.3	Lap Time	km/h	Local Time
Vincenzo Sauto						
						12:10'29.294
1	1'03.199	54.788	52.100	2'50.087P	100,0	12:13'19.381
2	50.043	46.213	48.780	2'25.036	244,3	12:15'44.417
3	45.657	42.027	45.538	2'13.222	261,5	12:17'57.639
4	44.722	40.510	43.388	2'08.620	263,4	12:20'06.259
5	42.965	39.543	42.299	2'04.807	264,7	12:22'11.066
6	42.185	38.789	42.436	2'03.410	264,1	12:24'14.476
7	42.822	40.837	43.640	2'07.299	265,4	12:26'21.775

333 SR&R (2'03.350)

Lap	Seg.1	Seg.2	Seg.3	Lap Time	km/h	Local Time
Gian Piero Cristoni						
						12:11'26.137
1	52.661	44.943	45.738	2'23.342P	141,0	12:13'49.479
2	43.708	40.928	43.154	2'07.790	263,4	12:15'57.269
3	47.392	40.226	47.469	2'15.087	264,7	12:18'12.356
4	42.563	38.349	42.438	2'03.350	263,4	12:20'15.706
5	44.400	38.348	43.393	2'06.141	266,0	12:22'21.847
6	41.468	39.901	43.747	2'05.116	264,1	12:24'26.963

355 Easy Race (1'55.766)

Lap	Seg.1	Seg.2	Seg.3	Lap Time	km/h	Local Time
Matteo Greco						
						12:11'16.192
1	52.732	43.336	41.635	2'17.703P	140,3	12:13'33.895
2	41.591	38.218	40.253	2'00.062	266,0	12:15'33.957
3	41.884	36.461	39.540	1'57.885	264,7	12:17'31.842
4	40.502	35.970	39.294	1'55.766	266,7	12:19'27.608
5	39.921	37.438	39.879	1'57.238	267,3	12:21'24.846



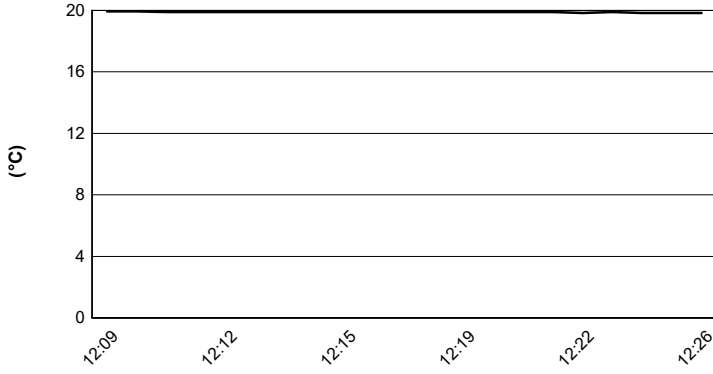
ACI Racing Weekend Mugello 01-04 Ottobre 2020

Camp. It. Gran Turismo Sprint - Weather Report Q1

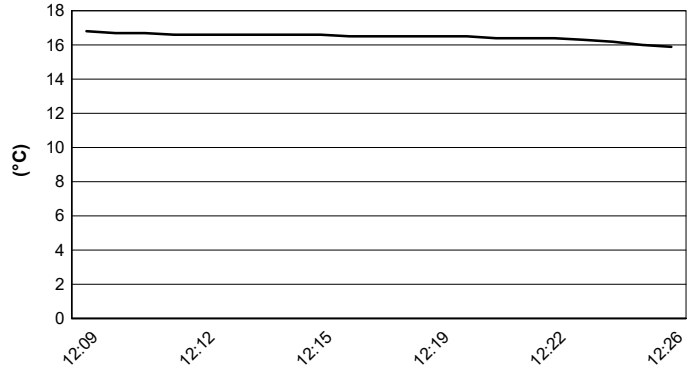
Session started 12:09 - Session ended 12:26

Aut. Int. Mugello Auto 5.245 m


Air Temperature



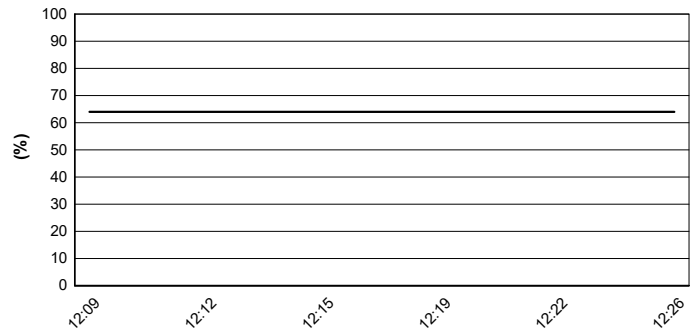
Track Temperature



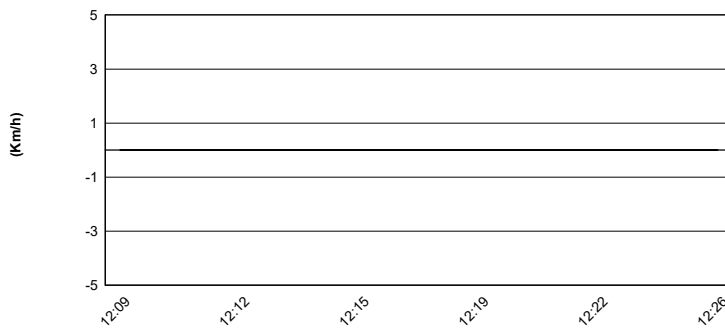
Air Pressure



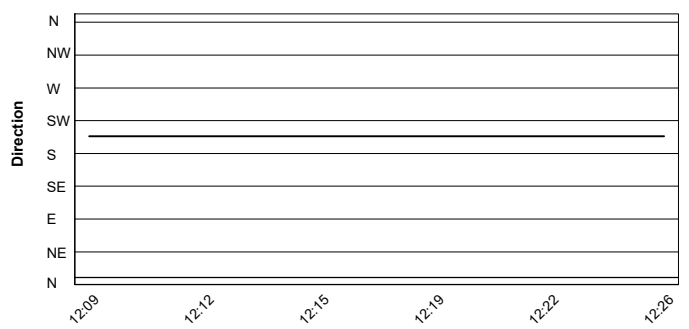
Humidity



Wind Speed



Wind Direction



03/10/2020