

ACI Racing Weekend Mugello 01-04 Ottobre 2020

Camp. It. Gran Turismo Sprint - Results Sub Iudice Race 1

Aut. Int. Mugello Auto 5.245 m

Laps 24 = 125,880 km - Avg 142,753 km/h - Race Time 52'54.489

No.	Driver 1 Entrant	Driver 2 Team	Car	Class	Laps	Time	Gap	Rel.	Fastest Lap
1	12 AGOSTINI Riccardo (ITA) 2'04.781 AUDI SPORT ITALIA	DRUDI Mattia (ITA) Audi Sport Italia	Audi R8 LMS	GT3-PRO	24	52'54.489		24	1'50.147
2	19 NEMOTO Yuki (JPN) 2'02.716 VINCENZO SOSPIRI RACING	TUJULA Tuomas (FIN) Vincenzo Sospiri Racing	Lamborghini Huracan GT3	GT3-PA	24	52'55.089	0.600	0.600	22 1'50.450
3	63 KROES Danny (NLD) 2'02.484 VINCENZO SOSPIRI RACING	PULCINI Leonardo (ITA) Vincenzo Sospiri Racing	Lamborghini Huracan GT3 EVO	GT3-PRO	24	52'57.956	3.467	2.867	21 1'49.807
4	27 FERRARI Lorenzo (ITA) 2'02.272 AKM MOTORSPORT	SPINELLI Loris (ITA) AKM Motorsport	Mercedes AMG GT3	GT3-PRO	24	52'58.604	4.115	0.648	21 1'50.808
5	32 VENTURINI Giovanni (ITA) 1'56.268 IMPERIALE RACING	GALBIATI Kikko (ITA) Imperiale Racing	Lamborghini Huracan GT3	GT3-PRO	24	53'03.544	9.055	4.940	21 1'50.052
6	21 MANN Simon (FRA) 2'06.456 AF CORSE	CRESSONI Matteo (ITA) AF Corse	Ferrari 488	GT3-PA	24	53'09.425	14.936	5.881	22 1'50.114
7	3 MICHELOTTO Mattia (ITA) 2'02.608 EASY RACE	HUDSPETH Sean (ITA) Easy Race	Ferrari 488	GT3-PA	24	53'20.598	26.109	11.173	21 1'51.952
8	71 ROVERA Alessio (ITA) 2'05.236 AF CORSE	RODA Giorgio (ITA) AF Corse	Ferrari 488 GT3	GT3-PRO	24	53'25.690	31.201	5.092	23 1'51.862
9	88 CAZZANIGA Riccardo (ITA) 2'02.393 LP RACING	MARCUCCI Lorenzo (ITA) LP Racing	Lamborghini Huracan GT3	GT3-PA	24	53'25.948	31.459	0.258	22 1'51.258
10	25 DI AMATO Daniele (ITA) 2'04.273 RS RACING	VEZZONI Alessandro (ITA) RS Racing	Ferrari 488	GT3-PA	24	53'31.150	36.661	5.202	24 1'52.440
11	92 FADEL Habib (LIB) DINAMIC MOTORSPORT	Dinamic Motorsport	Porsche 991 GT3	GT3-AM	24	53'43.064	48.575	11.914	24 1'53.658
12	91 CASSARÀ Marco (ITA) 2'02.110 DINAMIC MOTORSPORT	DE GIACOMI Alex (ITA) Dinamic Motorsport	Porsche 991 GT3	GT3-AM	24	53'46.578	52.089	3.514	24 1'53.606
13	355 GRECO Matteo (ITA) 2'06.855 EASY RACE	CHIESA Riccardo (CHE) Easy Race	Ferrari 488 Challenge	GTC-PA	24	54'12.323	1'17.834	25.745	21 1'58.114
14	251 ORLANDO DI GIUSTO Mattia (ITA) 2'11.310 EBIMOTORS	DE AMICIS Alberto (ITA) Ebmotors	Porsche Cayman	GT4-AM	23	53'22.414	1 Lap	1 Lap	20 2'10.798
15	288 BELICCHI Andrea (ITA) 2'12.944 SCUDERIA VILLORBA CORSE	VULLO Simone Jody (ITA) Scuderia Villorba Corse	Mercedes AMG GT4	GT4-PA	23	53'22.782	1 Lap	0.368	21 2'10.891
16	250 PERA Riccardo (ITA) EBIMOTORS	GNEMMI Paolo (ITA) 2'14.709 Ebmotors	Porsche Cayman 718 GT4	GT4-PA	23	53'56.858	1 Lap	34.076	2 2'11.413
17	333 CRISTONI Gian Piero (ITA) 2'09.577 SR&R	DEMARCHI Luca (ITA) SR&R	Ferrari 488 Challenge	GTC-PA	23	53'58.554	1 Lap	1.696	20 1'58.443
18	322 SAUTO Vincenzo (ITA) 2'08.843 DUELL RACE	CARBONI Gianluca (ITA) Duell Race	Porsche 991 Cup	GTC-PA	23	54'09.096	1 Lap	10.542	20 1'58.861
19P	215 RICCITELLI Simone (ITA) 2'13.754 BMW TEAM ITALIA	GUERRA Francesco (ITA) BMW Team Italia	BMW M4 GT4	GT4-PA	23	54'27.449	1 Lap	18.353	22 2'01.484
20P	252 PICCIOLI Gianluigi (ITA) 2'14.732 EBIMOTORS	DE CASTRO Sabino Marco (ITA) Ebmotors	Porsche Cayman 718 GT4	GT4-PA	23	54'28.066	1 Lap	0.617	21 1'59.739
21	299 WEBSTER Daniel (AUS) 2'13.918 CRAM MOTORSPORT	RIVA Giacomo (ITA) CRAM Motorsport	Porsche Cayman 718 GT4	GT4-AM	23	54'54.458	1 Lap	26.392	20 2'04.681
22	227 DE LUCA Francesco (ITA) 2'14.331 NOVA RACE EVENTS	SEGÙ Luca (ITA) Nova Race Events	Mercedes AMG GT4	GT4-PA	22	53'04.384	2 Laps	1 Lap	19 2'08.832
23	7 COMANDINI Stefano (ITA) 2'03.448 BMW TEAM ITALIA	ZUG Marius (DEU) BMW Team Italia	BMW M6 GT3	GT3-PRO	22	53'07.905	2 Laps	3.521	19 1'50.765
24	271 MELONI Paolo (RSM) W&D RACING TEAM	W&D Racing Team	BMW M4 GT4	GT4-AM	22	53'25.028	2 Laps	17.123	20 2'12.243
25	277 MAGNONI Luca (ITA) NOVA RACE EVENTS	Nova Race Events	Mercedes AMG GT4	GT4-AM	22	53'32.120	2 Laps	7.092	19 2'13.492
----- Not Classified -----									
RET	44 BACCANI Alessandro (ITA) EBIMOTORS	Ebmotors	Porsche 997 GT3	GT3-AM	12	29'45.813	12 Laps	3	2'04.994

Starting: 26 Classified: 25 Not Classified: 0 Retired: 1 Not Started: 0

Fastest Lap N. 21 No. 63 Leonardo Pulcini Time 1'49.807 Avg. 171,956 Km/h

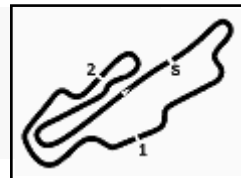
Il Concorrente n. 252 (Ebmotors) penalizzato di 5 sec per decisione n.33 dei CCSS
 Il Concorrente n. 215 (BMW Team Italia) penalizzato di 5 sec per decisione n.34 dei CCSS
 Con dec.n.32 dei CCSS vengono applicati 5 sec al Concorrente n.12 (Audi Sport Italia) - la penalità è sospesa e non compare in quanto il Concorrente ha dichiarato di ricorrere in appello (art.215 RSN)

Humidity:	65%	AIR	18°C
Condition:	WET	Temp:	15°C

Race Director : Alessandro Ferrari

Clerk of the Course : Antonio Canu

03/10/2020 Start 17:18 End 18:13



ACI Racing Weekend Mugello 01-04 Ottobre 2020
Camp. It. Gran Turismo Sprint - Results by Group Race 1

Aut. Int. Mugello Auto 5.245 m
1 / 2

Gruppo GT3

Laps 24 = 125,880 km - Avg 142,753 km/h - Race Time 52'54.489

No.	Driver 1 Entrant	Driver 2 Team	Car	Class	Laps	Time	Gap	Rel.	Fastest Lap
1	12 AGOSTINI Riccardo (ITA) 2'04.781 AUDI SPORT ITALIA	DRUDI Mattia (ITA) Audi Sport Italia	Audi R8 LMS	GT3-PRO	24	52'54.489		24	1'50.147
2	19 NEMOTO Yuki (JPN) 2'02.716 VINCENZO SOSPIRI RACING	TUJULA Tuomas (FIN) Vincenzo Sospiri Racing	Lamborghini Huracan GT3	GT3-PA	24	52'55.089	0.600	0.600	22 1'50.450
3	63 KROES Danny (NLD) 2'02.484 VINCENZO SOSPIRI RACING	PULCINI Leonardo (ITA) Vincenzo Sospiri Racing	Lamborghini Huracan GT3 EVO	GT3-PRO	24	52'57.956	3.467	2.867	21 1'49.807
4	27 FERRARI Lorenzo (ITA) 2'02.272 AKM MOTORSPORT	SPINELLI Loris (ITA) AKM Motorsport	Mercedes AMG GT3	GT3-PRO	24	52'58.604	4.115	0.648	21 1'50.808
5	32 VENTURINI Giovanni (ITA) 1'56.268 IMPERIALE RACING	GALBIATI Kikko (ITA) Imperiale Racing	Lamborghini Huracan GT3	GT3-PRO	24	53'03.544	9.055	4.940	21 1'50.052
6	21 MANN Simon (FRA) 2'06.456 AF CORSE	CRESSONI Matteo (ITA) AF Corse	Ferrari 488	GT3-PA	24	53'09.425	14.936	5.881	22 1'50.114
7	3 MICHELOTTO Mattia (ITA) 2'02.608 EASY RACE	HUDSPETH Sean (ITA) Easy Race	Ferrari 488	GT3-PA	24	53'20.598	26.109	11.173	21 1'51.952
8	71 ROVERA Alessio (ITA) 2'05.236 AF CORSE	RODA Giorgio (ITA) AF Corse	Ferrari 488 GT3	GT3-PRO	24	53'25.690	31.201	5.092	23 1'51.862
9	88 CAZZANIGA Riccardo (ITA) 2'02.393 LP RACING	MARCUCCI Lorenzo (ITA) LP Racing	Lamborghini Huracan GT3	GT3-PA	24	53'25.948	31.459	0.258	22 1'51.258
10	25 DI AMATO Daniele (ITA) 2'04.273 RS RACING	VEZZONI Alessandro (ITA) RS Racing	Ferrari 488	GT3-PA	24	53'31.150	36.861	5.202	24 1'52.440
11	92 FADEL Habib (LIB) DINAMIC MOTORSPORT	Dinamic Motorsport	Porsche 991 GT3	GT3-AM	24	53'43.064	48.575	11.914	24 1'53.658
12	91 CASSARÀ Marco (ITA) 2'02.110 DINAMIC MOTORSPORT	DE GIACOMI Alex (ITA) Dinamic Motorsport	Porsche 991 GT3	GT3-AM	24	53'46.578	52.089	3.514	24 1'53.606
13	7 COMANDINI Stefano (ITA) 2'03.448 BMW TEAM ITALIA	ZUG Marius (DEU) BMW Team Italia	BMW M6 GT3	GT3-PRO	22	53'07.905	2 Laps	2 Laps	19 1'50.765
----- Not Classified -----									
RET	44 BACCANI Alessandro (ITA) EBIMOTORS	Ebimotors	Porsche 997 GT3	GT3-AM	12	29'45.813	12 Laps		3 2'04.994

Starting: 14 Classified: 13 Not Classified: 0 Retired: 1 Not Started: 0
Fastest Lap N. 21 No. 63 Leonardo Pulcini Time 1'49.807 Avg. 171,956 Km/h

Gruppo GT4

Laps 23 = 120,635 km - Avg 135,612 km/h - Race Time 53'22.414

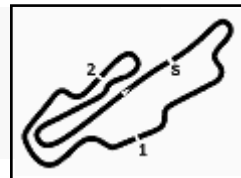
No.	Driver 1 Entrant	Driver 2 Team	Car	Class	Laps	Time	Gap	Rel.	Fastest Lap
1	251 ORLANDO DI GIUSTO Mattia (ITA) 2'11.310 EBIMOTORS	DE AMICIS Alberto (ITA) Ebimotors	Porsche Cayman	GT4-AM	23	53'22.414		20	2'10.798
2	288 BELICCHI Andrea (ITA) 2'12.944 SCUDERIA VILLORBA CORSE	VULLO Simone Jody (ITA) Scuderia Villorba Corse	Mercedes AMG GT4	GT4-PA	23	53'22.782	0.368	0.368	21 2'10.891
3	250 PERA Riccardo (ITA) EBIMOTORS	GNEMMI Paolo (ITA) 2'14.709 Ebimotors	Porsche Cayman 718 GT4	GT4-PA	23	53'56.858	34.444	34.076	2 2'11.413
4P	215 RICCITELLI Simone (ITA) 2'13.754 BMW TEAM ITALIA	GUERRA Francesco (ITA) BMW Team Italia	BMW M4 GT4	GT4-PA	23	54'27.449	1'05.035	30.591	22 2'01.484
5P	252 PICCIOLI Gianluigi (ITA) 2'14.732 EBIMOTORS	DE CASTRO Sabino Marco (ITA) Ebimotors	Porsche Cayman 718 GT4	GT4-PA	23	54'28.066	1'05.652	0.617	21 1'59.739
6	299 WEBSTER Daniel (AUS) 2'13.918 CRAM MOTORSPORT	RIVA Giacomo (ITA) CRAM Motorsport	Porsche Cayman 718 GT4	GT4-AM	23	54'54.458	1'32.044	26.392	20 2'04.681
7	227 DE LUCA Francesco (ITA) 2'14.331 NOVA RACE EVENTS	SEGÙ Luca (ITA) Nova Race Events	Mercedes AMG GT4	GT4-PA	22	53'04.384	1 Lap	1 Lap	19 2'08.832
8	271 MELONI Paolo (RSM) W&D RACING TEAM	W&D Racing Team	BMW M4 GT4	GT4-AM	22	53'25.028	1 Lap	20.644	20 2'12.243
9	277 MAGNONI Luca (ITA) NOVA RACE EVENTS	Nova Race Events	Mercedes AMG GT4	GT4-AM	22	53'32.120	1 Lap	7.092	19 2'13.492

Starting: 9 Classified: 9 Not Classified: 0 Retired: 0 Not Started: 0
Fastest Lap N. 21 No. 252 Sabino Marco De Time 1'59.739 Avg. 157,693 Km/h

Race Director : Alessandro Ferrari

Clerk of the Course : Antonio Canu

03/10/2020 Start 17:18 End 18:13



ACI Racing Weekend Mugello 01-04 Ottobre 2020

Camp. It. Gran Turismo Sprint - Results by Group Race 1

Aut. Int. Mugello Auto 5.245 m
2 / 2

Gruppo GTCup

Laps 24 = 125,880 km - Avg 139,337 km/h - Race Time 54'12.323

No.	Driver 1 Entrant	Driver 2 Team	Car	Class	Laps	Time	Gap	Rel.	Fastest Lap
1	355 GRECO Matteo (ITA) 2'06.855 EASY RACE	CHIESA Riccardo (CHE) Easy Race	Ferrari 488 Challenge	GTC-PA	24	54'12.323		21	1'58.114
2	333 CRISTONI Gian Piero (ITA) 2'09.577 SR&R	DEMARCHI Luca (ITA) SR&R	Ferrari 488 Challenge	GTC-PA	23	53'58.554	1 Lap	1 Lap	20 1'58.443
3	322 SAUTO Vincenzo (ITA) 2'08.843 DUELL RACE	CARBONI Gianluca (ITA) Duell Race	Porsche 991 Cup	GTC-PA	23	54'09.096	1 Lap	10.542	20 1'58.861

Starting: 3 Classified: 3 Not Classified: 0 Retired: 0 Not Started: 0

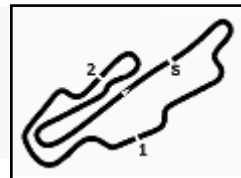
Fastest Lap N. 21 No. 355 Riccardo Chiesa Time 1'58.114 Avg. 159,863 Km/h

Humidity:	65%	AIR	18°C
Condition:	WET	Temp:	15°C

Race Director : Alessandro Ferrari

Clerk of the Course : Antonio Canu

03/10/2020 Start 17:18 End 18:13



ACI Racing Weekend Mugello 01-04 Ottobre 2020

Camp. It. Gran Turismo Sprint - Results by Class Race 1

Aut. Int. Mugello Auto 5.245 m
1 / 2

Gruppo GT3 / Classe AM

Laps 24 = 125,880 km - Avg 140,602 km/h - Race Time 53'43.064

No.	Driver 1 Entrant	Driver 2 Team	Car	Laps	Time	Gap	Rel.	Fastest Lap
1	92 FADEL Habib (LIB) DINAMIC MOTORSPORT	Dinamic Motorsport	Porsche 991 GT3	24	53'43.064		24	1'53.658
2	91 CASSARÀ Marco (ITA) 2'02.110 DINAMIC MOTORSPORT	DE GIACOMI Alex (ITA) Dinamic Motorsport	Porsche 991 GT3	24	53'46.578	3.514	3.514	24 1'53.606
----- Not Classified -----								
RET	44 BACCANI Alessandro (ITA) EBIMOTORS	Ebimotors	Porsche 997 GT3	12	29'45.813	12 Laps	3	2'04.994

Starting: 3 Classified: 2 Not Classified: 0 Retired: 1 Not Started: 0
Fastest Lap N. 24 No. 91 Alex De Giacomi Time 1'53.606 Avg. 166,206 Km/h

Gruppo GT3 / Classe Pro AM

Laps 24 = 125,880 km - Avg 142,726 km/h - Race Time 52'55.089

No.	Driver 1 Entrant	Driver 2 Team	Car	Laps	Time	Gap	Rel.	Fastest Lap
1	19 NEMOTO Yuki (JPN) 2'02.716 VINCENZO SOSPIRI RACING	TUJULA Tuomas (FIN) Vincenzo Sospiri Racing	Lamborghini Huracan GT3	24	52'55.089		22	1'50.450
2	21 MANN Simon (FRA) 2'06.456 AF CORSE	CRESSONI Matteo (ITA) AF Corse	Ferrari 488	24	53'09.425	14.336	14.336	22 1'50.114
3	3 MICHELOTTO Mattia (ITA) 2'02.608 EASY RACE	HUDSPETH Sean (ITA) Easy Race	Ferrari 488	24	53'20.598	25.509	11.173	21 1'51.952
4	88 CAZZANIGA Riccardo (ITA) 2'02.393 LP RACING	MARCUCCI Lorenzo (ITA) LP Racing	Lamborghini Huracan GT3	24	53'25.948	30.859	5.350	22 1'51.258
5	25 DI AMATO Daniele (ITA) 2'04.273 RS RACING	VEZZONI Alessandro (ITA) RS Racing	Ferrari 488	24	53'31.150	36.061	5.202	24 1'52.440

Starting: 5 Classified: 5 Not Classified: 0 Retired: 0 Not Started: 0
Fastest Lap N. 22 No. 21 Matteo Cressoni Time 1'50.114 Avg. 171,477 Km/h

Gruppo GT3 / Classe PRO

Laps 24 = 125,880 km - Avg 142,753 km/h - Race Time 52'54.489

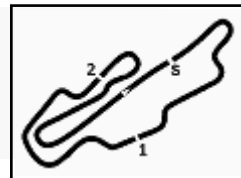
No.	Driver 1 Entrant	Driver 2 Team	Car	Laps	Time	Gap	Rel.	Fastest Lap
1	12 AGOSTINI Riccardo (ITA) 2'04.781 AUDI SPORT ITALIA	DRUDI Mattia (ITA) Audi Sport Italia	Audi R8 LMS	24	52'54.489		24	1'50.147
2	63 KROES Danny (NLD) 2'02.484 VINCENZO SOSPIRI RACING	PULCINI Leonardo (ITA) Vincenzo Sospiri Racing	Lamborghini Huracan GT3 EVO	24	52'57.956	3.467	3.467	21 1'49.807
3	27 FERRARI Lorenzo (ITA) 2'02.272 AKM MOTORSPORT	SPINELLI Loris (ITA) AKM Motorsport	Mercedes AMG GT3	24	52'58.604	4.115	0.648	21 1'50.808
4	32 VENTURINI Giovanni (ITA) 1'56.268 IMPERIALE RACING	GALBIATI Kikko (ITA) Imperiale Racing	Lamborghini Huracan GT3	24	53'03.544	9.055	4.940	21 1'50.052
5	71 ROVERA Alessio (ITA) 2'05.236 AF CORSE	RODA Giorgio (ITA) AF Corse	Ferrari 488 GT3	24	53'25.690	31.201	22.146	23 1'51.862
6	7 COMANDINI Stefano (ITA) 2'03.448 BMW TEAM ITALIA	ZUG Marius (DEU) BMW Team Italia	BMW M6 GT3	22	53'07.905	2 Laps	2 Laps	19 1'50.765

Starting: 6 Classified: 6 Not Classified: 0 Retired: 0 Not Started: 0
Fastest Lap N. 21 No. 63 Leonardo Pulcini Time 1'49.807 Avg. 171,956 Km/h

Race Director : Alessandro Ferrari

Clerk of the Course : Antonio Canu

Start 03/10/2020 17:18
End 18:13



ACI Racing Weekend Mugello 01-04 Ottobre 2020
Camp. It. Gran Turismo Sprint - Results by Class Race 1

Aut. Int. Mugello Auto 5.245 m
2 / 2

Gruppo GT4 / Classe AM

Laps 23 = 120,635 km - Avg 135,612 km/h - Race Time 53'22.414

No.	Driver 1 Entrant	Driver 2 Team	Car	Laps	Time	Gap	Rel.	Fastest Lap
1	251 ORLANDO DI GIUSTO Mattia (ITA) 2'11.310 EBIMOTORS	DE AMICIS Alberto (ITA) Ebibitors	Porsche Cayman	23	53'22.414		20	2'10.798
2	299 WEBSTER Daniel (AUS) 2'13.918 CRAM MOTORSPORT	RIVA Giacomo (ITA) CRAM Motorsport	Porsche Cayman 718 GT4	23	54'54.458	1'32.044	1'32.044	20 2'04.681
3	271 MELONI Paolo (RSM) W&D RACING TEAM	W&D Racing Team	BMW M4 GT4	22	53'25.028	1 Lap	1 Lap	20 2'12.243
4	277 MAGNONI Luca (ITA) NOVA RACE EVENTS	Nova Race Events	Mercedes AMG GT4	22	53'32.120	1 Lap	7.092	19 2'13.492

Starting: 4 Classified: 4 Not Classified: 0 Retired: 0 Not Started: 0
Fastest Lap N. 20 No. 299 Giacomo Riva Time 2'04.681 Avg. 151,442 Km/h

Gruppo GT4 / Classe Pro AM

Laps 23 = 120,635 km - Avg 135,596 km/h - Race Time 53'22.782

No.	Driver 1 Entrant	Driver 2 Team	Car	Laps	Time	Gap	Rel.	Fastest Lap
1	288 BELICCHI Andrea (ITA) 2'12.944 SCUDERIA VILLORBA CORSE	VULLO Simone Jody (ITA) Scuderia Villorba Corse	Mercedes AMG GT4	23	53'22.782		21	2'10.891
2	250 PERA Riccardo (ITA) EBIMOTORS	GNEMMI Paolo (ITA) 2'14.709 Ebibitors	Porsche Cayman 718 GT4	23	53'56.858	34.076	34.076	2 2'11.413
3P	215 RICCITELLI Simone (ITA) 2'13.754 BMW TEAM ITALIA	GUERRA Francesco (ITA) BMW Team Italia	BMW M4 GT4	23	54'27.449	1'04.667	30.591	22 2'01.484
4P	252 PICCIOLI Gianluigi (ITA) 2'14.732 EBIMOTORS	DE CASTRO Sabino Marco (ITA) Ebibitors	Porsche Cayman 718 GT4	23	54'28.066	1'05.284	0.617	21 1'59.739
5	227 DE LUCA Francesco (ITA) 2'14.331 NOVA RACE EVENTS	SEGÙ Luca (ITA) Nova Race Events	Mercedes AMG GT4	22	53'04.384	1 Lap	1 Lap	19 2'08.832

Starting: 5 Classified: 5 Not Classified: 0 Retired: 0 Not Started: 0
Fastest Lap N. 21 No. 252 Sabino Marco De Time 1'59.739 Avg. 157,693 Km/h

Gruppo GTCup / Classe Pro AM

Laps 24 = 125,880 km - Avg 139,337 km/h - Race Time 54'12.323

No.	Driver 1 Entrant	Driver 2 Team	Car	Laps	Time	Gap	Rel.	Fastest Lap
1	355 GRECO Matteo (ITA) 2'06.855 EASY RACE	CHIESA Riccardo (CHE) Easy Race	Ferrari 488 Challenge	24	54'12.323		21	1'58.114
2	333 CRISTONI Gian Piero (ITA) 2'09.577 SR&R	DEMARCHI Luca (ITA) SR&R	Ferrari 488 Challenge	23	53'58.554	1 Lap	1 Lap	20 1'58.443
3	322 SAUTO Vincenzo (ITA) 2'08.843 DUELL RACE	CARBONI Gianluca (ITA) Duell Race	Porsche 991 Cup	23	54'09.096	1 Lap	10.542	20 1'58.861

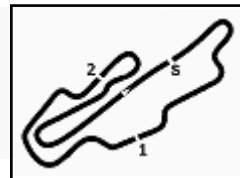
Starting: 3 Classified: 3 Not Classified: 0 Retired: 0 Not Started: 0
Fastest Lap N. 21 No. 355 Riccardo Chiesa Time 1'58.114 Avg. 159,863 Km/h

Humidity:	65%	AIR	18°C
Condition:	WET	Temp:	15°C

Race Director : Alessandro Ferrari

Clerk of the Course : Antonio Canu

03/10/2020 Start 17:18 End 18:13



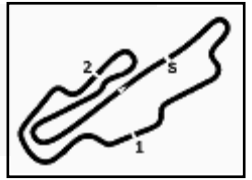
ACI Racing Weekend Mugello 01-04 Ottobre 2020

Camp. It. Gran Turismo Sprint - Lap Chart Race 1

Aut. Int. Mugello Auto 5.245 m

		Lap																								
		1	2	3	4	5	6	7	8	9	10	11	12	13	14	15	16	17	18	19	20	21	22	23	24	
1	19	19	19	19	63	63	63	63	63	63	3	88	32	32	19	19	19	19	19	19	19	19	19	12	12	
2	63	63	63	63	19	19	19	19	19	19	25	32	88	19	32	32	32	27	27	27	27	12	12	19	19	
3	12	32	32	32	32	27	27	27	27	27	88	92	19	3	3	3	3	12	12	12	12	27	27	27	63	
4	71	12	12	12	27	3	3	3	3	3	63	19	3	88	27	27	27	63	63	63	63	63	63	27	63	
5	32	71	71	27	3	32	12	12	12	91	32	3	27	27	12	12	12	3	3	32	32	32	32	32	32	
6	25	27	27	3	12	12	71	25	25	25	92	250	12	12	63	63	63	32	32	21	21	21	21	21	21	
7	27	3	3	71	71	71	25	91	91	12	19	63	63	63	21	21	21	21	21	21	3	3	3	3	3	3
8	3	25	25	25	25	25	91	71	71	71	88	250	27	21	21	25	25	25	71	71	71	71	71	71	71	71
9	44	44	44	44	88	88	88	88	88	88	32	251	25	25	25	91	91	91	88	88	88	88	88	88	88	88
10	21	88	88	88	44	91	7	7	21	92	288	288	91	91	71	71	71	25	25	25	25	25	25	25	25	25
11	355	21	91	91	91	7	44	44	355	250	27	12	71	71	88	88	88	92	92	92	92	92	92	92	92	92
12	91	91	21	7	7	44	21	21	32	251	12	21	355	355	355	355	355	91	91	91	91	91	91	91	91	91
13	88	355	7	21	21	21	355	355	92	288	91	91	92	92	92	92	355	355	355	355	355	355	355	355	355	355
14	250	7	355	355	355	355	32	32	322	277	277	71	250	250	250	250	250	251	251	251	251	251	251	251	251	251
15	215	250	250	250	250	250	92	92	250	21	21	355	288	251	251	251	251	288	288	288	288	288	288	288	288	288
16	288	288	288	251	92	92	322	322	251	71	71	251	251	288	288	288	288	250	250	250	250	250	250	250	250	250
17	322	215	215	288	251	322	250	250	288	355	355	277	227	227	227	227	227	333	333	333	333	333	333	333	333	333
18	7	251	251	92	288	251	251	251	215	227	227	252	252	252	277	277	322	322	322	322	322	322	322	322	322	322
19	251	92	92	322	322	288	288	288	227	252	252	227	277	277	333	333	215	215	215	215	215	215	215	215	215	215
20	92	322	322	215	215	215	215	215	277	271	271	333	333	215	215	227	252	252	252	252	252	252	252	252	252	252
21	277	277	277	227	227	227	227	227	252	333	333	333	215	215	271	322	277	227	299	299	299	299	299	299	299	299
22	252	227	227	277	277	277	277	277	299	215	215	215	271	271	322	271	252	299	227	227	227	227	227	227	227	227
23	227	252	299	299	299	252	252	252	333	322	322	322	322	322	299	299	299	277	271	271	271	271	7	7	7	7
24	271	299	252	252	252	299	299	299	271	299	44	44	299	299	252	252	271	271	277	277	7	7	7	7	7	7
25	333	271	271	271	271	271	271	271	44	44	299	299	7	7	7	7	7	7	7	7	7	277	277	277	277	277
26	299	333	333	333	333	333	333	333	7	7	7	7	7	7	7	7	7	7	7	7	7	7	7	7	7	7

Final Result		
1	12	AUDI SPORT ITALIA Laps 24
2	19	VINCENZO SOSPIRI RACING 6.000
3	63	VINCENZO SOSPIRI RACING 4.467
4	27	AKM MOTORSPORT 4.115
5	32	IMPERIALE RACING 9.055
6	21	AF CORSE 14.936
7	3	EASY RACE 26.109
8	71	AF CORSE 31.201
9	88	LP RACING 31.459
10	25	RS RACING 36.661
11	92	DINAMIC MOTORSPORT 48.575
12	91	DINAMIC MOTORSPORT 52.089
13	355	EASY RACE 1'17.834
14	251	EBIMOTORS 1 Lap
15	288	SCUDERIA VILLORBA CORSE 1 Lap
16	250	EBIMOTORS 1 Lap
17	333	SR&R 1 Lap
18	322	DUELL RACE 1 Lap
19	215	BMW TEAM ITALIA 1 Lap
20	252	EBIMOTORS 1 Lap
21	299	CRAM MOTORSPORT 1 Lap
22	227	NOVA RACE EVENTS 2 Laps
23	7	BMW TEAM ITALIA 2 Laps
24	271	W&D RACING TEAM 2 Laps
25	277	NOVA RACE EVENTS 2 Laps
RET	44	EBIMOTORS 12 Laps



ACI Racing Weekend Mugello 01-04 Ottobre 2020

Camp. It. Gran Turismo Sprint - Sector and Speeds Race 1

Aut. Int. Mugello Auto 5.245 m

RESULTS

1	12 DRUDI	Mattia	Audi R8 LMS	Laps 24
2	19 TUJULA	Tuomas	Lamborghini Huracan GT3	0.600
3	63 PULCINI	Leonardo	Lamborghini Huracan GT3 EVO	3.467
4	27 SPINELLI	Loris	Mercedes AMG GT3	4.115
5	32 GALBIATI	Kikko	Lamborghini Huracan GT3	9.055
6	21 CRESSONI	Matteo	Ferrari 488	14.936
7	3 HUDSPETH	Sean	Ferrari 488	26.109
8	71 RODA	Giorgio	Ferrari 488 GT3	31.201
9	88 MARCUCCI	Lorenzo	Lamborghini Huracan GT3	31.459
10	25 VEZZONI	Alessandro	Ferrari 488	36.661
11	92 FADEL	Habib	Porsche 991 GT3	48.575
12	91 DE GIACOMI	Alex	Porsche 991 GT3	52.089
13	355 CHIESA	Riccardo	Ferrari 488 Challengee	1'17.834
14	251 DE AMICIS	Alberto	Porsche Cayman	1 Lap
15	288 VULLO	Simone Jody	Mercedes AMG GT4	1 Lap
16	250 GNEMMI	Paolo	Porsche Cayman 718 GT4	1 Lap
17	333 DEMARCHI	Luca	Ferrari 488 Challengee	1 Lap
18	322 CARBONI	Gianluca	Porsche 991 Cup	1 Lap
19	215 GUERRA	Francesco	BMW M4 GT4	1 Lap
20	252 DE CASTRO	Sabino Marco	Porsche Cayman 718 GT4	1 Lap
21	299 RIVA	Giacomo	Porsche Cayman 718 GT4	1 Lap
22	227 SEGÙ	Luca	Mercedes AMG GT4	2 Laps
23	7 ZUG	Marius	BMW M6 GT3	2 Laps
24	271 MELONI	Paolo	BMW M4 GT4	2 Laps
25	277 MAGNONI	Luca	Mercedes AMG GT4	2 Laps
RET	44 BACCANI	Alessandro	Porsche 997 GT3	12 Laps

SPEED

1	355 CHIESA	Riccardo	Ferrari 488 Challenge	269,3
2	333 DEMARCHI	Luca	Ferrari 488 Challenge	268,0
3	7 ZUG	Marius	BMW M6 GT3	266,0
4	71 RODA	Giorgio	Ferrari 488 GT3	265,4
5	63 PULCINI	Leonardo	Lamborghini Huracan GT3 EVO	264,7
6	32 GALBIATI	Kikko	Lamborghini Huracan GT3	263,4
7	322 CARBONI	Gianluca	Porsche 991 Cup	263,4
8	12 DRUDI	Mattia	Audi R8 LMS	261,5
9	19 TUJULA	Tuomas	Lamborghini Huracan GT3	260,2
10	88 MARCUCCI	Lorenzo	Lamborghini Huracan GT3	259,6
11	21 CRESSONI	Matteo	Ferrari 488	259,0
12	25 VEZZONI	Alessandro	Ferrari 488	258,4
13	91 DE GIACOMI	Alex	Porsche 991 GT3	256,5
14	92 FADEL	Habib	Porsche 991 GT3	256,5
15	27 SPINELLI	Loris	Mercedes AMG GT3	255,9
16	3 HUDSPETH	Sean	Ferrari 488	254,7
17	44 BACCANI	Alessandro	Porsche 997 GT3	248,8
18	299 RIVA	Giacomo	Porsche Cayman 718 GT4	246,6
19	252 DE CASTRO	Sabino Marco	Porsche Cayman 718 GT4	246,0
20	215 GUERRA	Francesco	BMW M4 GT4	245,5
21	250 GNEMMI	Paolo	Porsche Cayman 718 GT4	241,6
22	251 DE AMICIS	Alberto	Porsche Cayman	241,1
23	288 VULLO	Simone Jody	Mercedes AMG GT4	240,5
24	271 MELONI	Paolo	BMW M4 GT4	238,4
25	227 SEGÙ	Luca	Mercedes AMG GT4	237,9
26	277 MAGNONI	Luca	Mercedes AMG GT4	237,4

SEG. 1

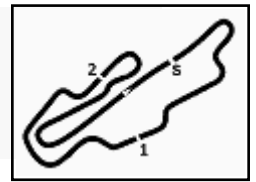
1	12 DRUDI	Mattia	37.863
2	63 PULCINI	Leonardo	37.988
3	32 GALBIATI	Kikko	38.034
4	19 TUJULA	Tuomas	38.055
5	27 SPINELLI	Loris	38.258
6	88 MARCUCCI	Lorenzo	38.412
7	21 CRESSONI	Matteo	38.413
8	71 RODA	Giorgio	38.571
9	7 ZUG	Marius	38.580
10	3 HUDSPETH	Sean	38.581
11	25 VEZZONI	Alessandro	38.622
12	91 DE GIACOMI	Alex	38.976
13	92 FADEL	Habib	39.085
14	322 CARBONI	Gianluca	40.153
15	333 DEMARCHI	Luca	40.189
16	252 DE CASTRO	Sabino Mar	40.536
17	355 CHIESA	Riccardo	40.552
18	215 GUERRA	Francesco	41.891
19	299 RIVA	Giacomo	42.185
20	44 BACCANI	Alessandro	42.897
21	227 SEGÙ	Luca	42.939
22	288 VULLO	Simone Jody	44.147
23	251 DE AMICIS	Alberto	44.488
24	250 GNEMMI	Paolo	45.031
25	271 MELONI	Paolo	45.172
26	277 MAGNONI	Luca	45.566

SEG. 2

1	12 DRUDI	Mattia	33.171
2	63 PULCINI	Leonardo	33.245
3	27 SPINELLI	Loris	33.317
4	19 TUJULA	Tuomas	33.326
5	32 GALBIATI	Kikko	33.365
6	88 MARCUCCI	Lorenzo	33.497
7	7 ZUG	Marius	33.514
8	21 CRESSONI	Matteo	33.573
9	3 HUDSPETH	Sean	33.929
10	71 RODA	Giorgio	33.960
11	25 VEZZONI	Alessandro	34.155
12	91 DE GIACOMI	Alex	34.803
13	92 FADEL	Habib	35.330
14	355 CHIESA	Riccardo	36.534
15	333 DEMARCHI	Luca	36.541
16	322 CARBONI	Gianluca	36.831
17	252 DE CASTRO	Sabino Mar	36.854
18	215 GUERRA	Francesco	37.103
19	299 RIVA	Giacomo	38.526
20	44 BACCANI	Alessandro	38.560
21	227 SEGÙ	Luca	40.431
22	271 MELONI	Paolo	40.510
23	288 VULLO	Simone Jody	40.572
24	250 GNEMMI	Paolo	40.758
25	251 DE AMICIS	Alberto	40.763
26	277 MAGNONI	Luca	41.681

SEG. 3

1	32 GALBIATI	Kikko	38.478
2	63 PULCINI	Leonardo	38.539
3	7 ZUG	Marius	38.581
4	21 CRESSONI	Matteo	38.589
5	27 SPINELLI	Loris	38.599
6	19 TUJULA	Tuomas	38.700
7	12 DRUDI	Mattia	38.746
8	71 RODA	Giorgio	38.978
9	3 HUDSPETH	Sean	39.071
10	92 FADEL	Habib	39.130
11	88 MARCUCCI	Lorenzo	39.224
12	91 DE GIACOMI	Alex	39.235
13	25 VEZZONI	Alessandro	39.360
14	355 CHIESA	Riccardo	40.786
15	333 DEMARCHI	Luca	41.351
16	322 CARBONI	Gianluca	41.451
17	252 DE CASTRO	Sabino Mar	41.971
18	215 GUERRA	Francesco	42.173
19	44 BACCANI	Alessandro	42.279
20	299 RIVA	Giacomo	43.601
21	250 GNEMMI	Paolo	44.766
22	251 DE AMICIS	Alberto	44.964
23	227 SEGÙ	Luca	45.099
24	288 VULLO	Simone Jody	45.192
25	277 MAGNONI	Luca	45.717
26	271 MELONI	Paolo	45.827



ACI Racing Weekend Mugello 01-04 Ottobre 2020
Camp. It. Gran Turismo Sprint - Analysis Race 1

Aut. Int. Mugello Auto 5.245 m

Start at 17:18'06.266

1 / 6

3 Easy Race (1'51.952)						
Lap	Seg.1	Seg.2	Seg.3	Lap Time	km/h	Local Time
Mattia Michelotto						
1		39.635	42.366	2'14.367		17:20'20.633
2	43.234	40.209	42.524	2'05.967	249,4	17:22'26.600
3	43.131	38.661	42.311	2'04.103	247,1	17:24'30.703
4	42.818	38.363	42.240	2'03.421	246,0	17:26'34.124
5	42.894	38.306	42.282	2'03.482	248,3	17:28'37.606
6	42.799	38.322	42.584	2'03.705	246,6	17:30'41.311
7	42.565	37.846	42.416	2'02.827	246,6	17:32'44.138
8	42.495	37.701	42.841	2'03.037	247,1	17:34'47.175
9	42.350	37.920	42.363	2'02.633	246,6	17:36'49.808
10	42.493	37.579	42.536	2'02.608	248,3	17:38'52.416
11	42.293	39.657	45.397	2'07.347	248,3	17:40'59.763
Sean Hudspeth						
12	42.775	37.485	2'21.636	3'41.896P	244,9	17:44'41.659
13	48.070	36.925	41.271	2'06.266P	155,8	17:46'47.925
14	43.534	35.357	41.318	2'00.209	253,5	17:48'48.134
15	42.773	38.396	45.261	2'06.430	252,9	17:50'54.564
16	1'17.200	1'13.541	1'20.634	3'51.375	93,3	17:54'45.939
17	1'11.979	1'01.818	1'01.620	3'15.417	98,4	17:58'01.356
18	44.117	35.022	39.736	1'58.875	252,9	18:00'00.231
19	40.374	34.923	39.368	1'54.665	254,7	18:01'54.896
20	40.832	34.656	39.333	1'54.821	252,9	18:03'49.717
21	38.952	33.929	39.071	1'51.952	254,7	18:05'41.669
22	39.203	33.957	39.219	1'52.379	252,9	18:07'34.048
23	39.038	38.695	39.516	1'57.249	254,7	18:09'31.297
24	38.581	34.627	42.359	1'55.567	252,3	18:11'26.864
Race Time 53'20.598						

7 BMW Team Italia (1'50.765)						
Lap	Seg.1	Seg.2	Seg.3	Lap Time	km/h	Local Time
Stefano Comandini						
1		40.825	43.164	2'26.504		17:20'32.770
2	43.751	38.526	42.263	2'04.540	255,9	17:22'37.310
3	42.988	38.112	42.348	2'03.448	255,3	17:24'40.758
4	43.182	37.940	42.703	2'03.825	257,8	17:26'44.583
5	42.888	38.150	43.314	2'04.352	254,7	17:28'48.935
6	43.135	38.501	43.889	2'05.525	256,5	17:30'54.460
7	43.119	38.201	42.646	2'03.966	255,3	17:32'58.426
8	43.498	39.117	43.071	2'05.686	254,7	17:35'04.112
Marius Zug						
9	43.895	39.107	6'31.623	7'54.625P	259,6	17:42'58.737
10	46.620	37.104	40.633	2'04.357P	166,4	17:45'03.094
11	44.957	37.970	39.583	2'02.510	266,0	17:47'05.604
12	41.943	34.039	39.813	1'55.795	263,4	17:49'01.399
13	50.613	43.743	49.274	2'23.630	139,4	17:51'25.029
14	53.456	1'12.564	1'22.516	3'28.536	187,8	17:54'53.565
15	1'08.866	1'02.084	59.106	3'10.056	117,4	17:58'03.621
16	42.673	35.487	39.582	1'57.742	252,3	18:00'01.363
17	39.357	35.058	39.275	1'53.690	265,4	18:01'55.053
18	38.622	33.528	38.636	1'50.786	264,1	18:03'45.839
19	38.670	33.514	38.581	1'50.765	262,1	18:05'36.604
20	38.580	33.564	38.704	1'50.848	261,5	18:07'27.452
21	39.762	33.681	39.184	1'52.627	262,1	18:09'20.079
22	40.523	34.815	38.754	1'54.092	262,8	18:11'14.171
Race Time 53'07.905						

12 Audi Sport Italia (1'50.147)						
Lap	Seg.1	Seg.2	Seg.3	Lap Time	km/h	Local Time
Riccardo Agostini						
1		38.428	42.442	2'11.283		17:20'17.549
2	43.049	39.348	42.598	2'04.995	247,7	17:22'22.544

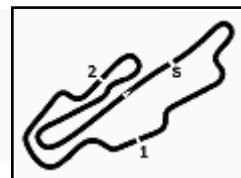
3	43.698	38.806	42.314	2'04.818	250,0	17:24'27.362
4	43.497	38.787	42.497	2'04.781	248,3	17:26'32.143
5	43.473	39.988	42.874	2'06.335	249,4	17:28'38.478
6	43.878	38.982	42.895	2'05.755	251,2	17:30'44.233
7	43.906	40.507	44.782	2'09.195	252,9	17:32'53.428
8	43.586	38.777	43.249	2'05.612	252,3	17:34'59.040
9	43.419	38.613	43.283	2'05.315	252,3	17:37'04.355
10	44.748	40.235	43.626	2'08.609	252,9	17:39'12.964
Mattia Drudi						
11	43.514	39.526	2'26.090	3'49.130P	252,3	17:43'02.094
12	46.733	35.187	40.155	2'02.075P	169,5	17:45'04.169
13	43.214	34.345	40.975	1'58.534	259,6	17:47'02.703
14	40.519	33.397	41.817	1'55.733	256,5	17:48'58.436
15	41.193	35.996	42.540	1'59.729	256,5	17:50'58.165
16	1'16.395	1'12.781	1'23.270	3'52.446	97,1	17:54'50.611
17	1'08.849	1'02.367	59.775	3'10.991	96,6	17:58'01.602
18	42.446	33.945	38.748	1'55.139	261,5	17:59'56.741
19	39.259	33.229	38.939	1'51.418	257,8	18:01'48.159
20	38.669	33.350	38.974	1'50.993	257,1	18:03'39.152
21	38.408	33.171	38.800	1'50.379	259,0	18:05'29.531
22	38.411	33.236	38.971	1'50.618	259,6	18:07'20.149
23	37.863	33.344	39.252	1'50.459	255,3	18:09'10.608
24	38.022	33.379	38.746	1'50.147	253,5	18:11'00.755
Race Time 52'54.489						

19 Vincenzo Sospiri Racing (1'50.450)						
Lap	Seg.1	Seg.2	Seg.3	Lap Time	km/h	Local Time
Yuki Nemoto						
1		38.414	41.693	2'08.371		17:20'14.637
2	42.078	38.481	42.157	2'02.716	247,7	17:22'17.353
3	42.490	38.235	42.087	2'02.812	247,7	17:24'20.165
4	42.546	38.441	42.268	2'03.255	247,7	17:26'23.420
5	43.411	39.413	43.342	2'06.166	248,8	17:28'29.586
6	43.023	39.254	42.983	2'05.260	248,3	17:30'34.846
7	43.019	39.007	43.053	2'05.079	249,4	17:32'39.925
8	42.756	38.621	42.350	2'03.727	250,6	17:34'43.652
9	42.433	38.121	42.567	2'03.121	251,2	17:36'46.773
10	42.739	38.548	42.790	2'04.077	251,7	17:38'50.850
Tuomas Tujala						
11	42.386	40.192	2'14.903	3'37.481P	252,9	17:42'28.331
12	48.549	38.549	42.575	2'09.673P	168,5	17:44'38.004
13	43.891	37.920	41.103	2'02.914	256,5	17:46'40.918
14	42.564	36.647	40.462	1'59.673	256,5	17:48'40.591
15	41.637	41.224	49.541	2'12.402	257,1	17:50'52.993
16	1'17.060	1'13.190	1'21.281	3'51.531	97,3	17:54'44.524
17	1'12.239	1'01.439	1'02.211	3'15.889	105,0	17:58'00.413
18	41.038	34.531	39.220	1'54.789	252,9	17:59'55.202
19	39.147	33.900	38.856	1'51.903	256,5	18:01'47.105
20	38.526	33.375	38.753	1'50.654	256,5	18:03'37.759
21	38.403	33.421	38.837	1'50.661	256,5	18:05'28.420
22	38.111	33.326	39.013	1'50.450	255,9	18:07'18.870
23	38.055	33.724	40.044	1'51.823	255,3	18:09'10.693
24	38.224	33.738	38.700	1'50.662	260,2	18:11'01.355
Race Time 52'55.089						

21 AF Corse (1'50.114)						
Lap	Seg.1	Seg.2	Seg.3	Lap Time	km/h	Local Time
Simon Mann						
1		40.594	43.104	2'17.975		17:20'24.241
2	44.649	39.919	43.736	2'08.304	247,7	17:22'32.545
3	44.602	39.573	43.540	2'07.715	245,5	17:24'40.260
4	43.623	39.867	43.929	2'07.419	246,6	17:26'47.679
5	43.880	38.965	43.966	2'06.811	246,0	17:28'54.490

03/10/2020

P = Pits In/Out - C = Lap Time Cancelled



ACI Racing Weekend Mugello 01-04 Ottobre 2020
Camp. It. Gran Turismo Sprint - Analysis Race 1

Aut. Int. Mugello Auto 5.245 m

Start at 17:18'06.266

2 / 6

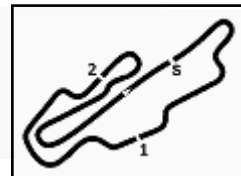
Lap	Seg.1	Seg.2	Seg.3	Lap Time	km/h	Local Time
6	43.852	39.071	43.954	2'06.877	247,1	17:31'01.367
7			43.779	2'06.456	247,1	17:33'07.823
8			43.816	2'06.575	248,8	17:35'14.398
9	43.839	38.972	44.632	2'07.443	248,3	17:37'21.841
Matteo Cressoni						
10	44.260	38.962	2'24.967	3'48.189P	248,3	17:41'10.030
11	48.664	36.271	40.845	2'05.780P	165,1	17:43'15.810
12	42.951	35.302	40.267	1'58.520	254,7	17:45'14.330
13	40.566	36.183	39.818	1'56.567	255,3	17:47'10.897
14	41.147	34.318	39.602	1'55.067	256,5	17:49'05.964
15			49.380	2'23.757	183,1	17:51'29.721
16			1'23.437	3'27.762	206,5	17:54'57.483
17	1'08.071	1'01.564	58.403	3'08.038	98,4	17:58'05.521
18			40.132	1'56.715	248,8	18:00'02.236
19	39.469	34.987	39.393	1'53.849	259,0	18:01'56.085
20	39.675	34.026	38.694	1'52.395	259,0	18:03'48.480
21	38.413	33.573	38.589	1'50.575	255,9	18:05'39.055
22			38.593	1'50.114	254,1	18:07'29.169
23	38.528	33.795	39.027	1'51.350	255,3	18:09'20.519
24	40.286	35.586	39.300	1'55.172	255,9	18:11'15.691
Race Time 53'09.425						
32 Imperiale Racing (1'50.052)						
Giovanni Venturini						
1					38.675	41.614
2	42.925				38.018	42.696
3	43.104				38.044	42.475
4	43.075				38.422	42.879
5	43.138				38.688	42.864
6	44.577				39.942	43.411
7	44.414				41.164	1'25.337
8	47.967				37.083	41.125
9	43.311				35.879	41.938
10	42.668				35.424	41.593
11	42.295				35.042	41.036
12	41.683				35.190	40.458
13	41.402				34.546	40.320
Kikko Galbiati						
14	40.794				34.406	1'48.852
15	50.738				40.170	46.114
16	1'16.959				1'13.497	1'20.896
17	1'12.112				1'01.419	1'02.105
18	45.367				35.339	40.300
19	39.510				34.948	39.435
20	39.165				33.501	39.138
21	38.034				33.365	38.653
22	38.187				33.544	38.841
23	38.539				33.479	39.034
24	38.688				33.478	38.478
Race Time 53'03.544						
44 Ebimotors (2'04.994)						
Alessandro Baccani						
1					40.335	42.656
2	44.092				39.138	42.362
3	43.725				38.990	42.279
4	44.063				38.848	43.194
5	43.961				40.808	43.133
6	44.860				39.041	42.968
7	43.729				38.560	42.865
8	43.389				38.837	43.091
9	43.863				38.991	5'01.606
10	47.325				39.126	43.390
11	44.307				39.013	42.890
Race Time 53'31.150						
27 AKM Motorsport (1'50.808)						
Lorenzo Ferrari						
1					39.791	42.358
2	44.059				39.457	41.860
3	43.574				38.146	42.049
4	43.582				37.972	41.782
5	43.121				37.813	41.759
6	43.525				37.266	41.826
7	42.791				37.353	42.128
8	43.040				38.132	42.395
Race Time 53'31.150						

03/10/2020

P = Pits In/Out - C = Lap Time Cancelled



Powered By PERUGIA TIMING



ACI Racing Weekend Mugello 01-04 Ottobre 2020
Camp. It. Gran Turismo Sprint - Analysis Race 1

Aut. Int. Mugello Auto 5.245 m

Start at 17:18'06.266

3 / 6

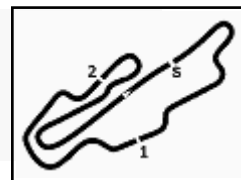
63 Vincenzo Sospiri Racing (1'49.807)							88 LP Racing (1'51.258)						
Lap	Seg.1	Seg.2	Seg.3	Lap Time	km/h	Local Time	Lap	Seg.1	Seg.2	Seg.3	Lap Time	km/h	Local Time
Danny Kroes 1 38.436 41.697 2'08.853 17:20'15.119 2 42.074 38.450 42.527 2'03.051 251,2 17:22'18.170 3 42.207 38.146 42.635 2'02.988 250,0 17:24'21.158 4 41.837 38.568 42.079 2'02.484 251,7 17:26'23.642 5 42.527 38.203 42.496 2'03.226 251,7 17:28'26.868 6 42.529 38.884 42.762 2'04.175 248,8 17:30'31.043 7 42.460 38.653 43.088 2'04.201 250,0 17:32'35.244 8 42.440 39.011 42.784 2'04.235 250,6 17:34'39.479 9 42.327 38.085 42.875 2'03.287 251,7 17:36'42.766 10 42.365 38.111 44.484 2'04.960 252,3 17:38'47.726 11 43.668 1'08.451 42.275 2'34.394 223,1 17:41'22.120 12 42.991 37.901 2'11.823 3'32.715P 255,9 17:44'54.835 13 48.405 38.384 41.436 2'08.225P 170,3 17:47'03.060 14 41.554 34.703 41.484 1'57.741 259,6 17:49'00.801 15 45.527 37.394 40.962 2'03.883 233,3 17:51'04.684 16 1'11.231 1'12.276 1'23.887 3'47.394 142,7 17:54'52.078 17 1'08.323 1'02.168 1'02.168 3'09.810 128,3 17:58'01.888 18 42.776 34.667 39.287 1'56.730 264,7 17:59'58.618 19 39.410 33.503 38.819 1'51.732 259,6 18:01'50.350 20 38.385 33.417 38.654 1'50.456 259,6 18:03'40.806 21 38.023 33.245 38.539 1'49.807 259,0 18:05'30.613 22 38.263 33.491 38.638 1'50.392 259,6 18:07'21.005 23 38.331 33.578 40.633 1'52.542 260,9 18:09'13.547 24 37.988 33.849 38.838 1'50.675 258,4 18:11'04.222 Race Time 52'57.956							Riccardo Cazzaniga 1 40.912 42.641 2'19.808 17:20'26.074 2 44.425 39.334 42.678 2'06.437 251,2 17:22'32.511 3 43.693 38.543 42.169 2'04.405 245,5 17:24'36.916 4 43.308 38.244 42.197 2'03.749 249,4 17:26'40.665 5 43.515 39.750 42.361 2'05.626 251,2 17:28'46.291 6 43.484 38.932 43.153 2'05.569 250,6 17:30'51.860 7 43.560 38.880 43.868 2'06.308 249,4 17:32'58.168 8 43.561 38.952 43.342 2'05.855 251,7 17:35'04.023 9 43.782 39.776 42.980 2'06.538 254,7 17:37'10.561 10 44.235 38.955 44.348 2'07.538 251,2 17:39'18.099 11 42.546 38.655 42.646 2'03.847 247,7 17:41'21.946 12 42.440 37.728 42.225 2'02.393 251,7 17:43'24.339 13 42.736 38.438 1'52.507 3'13.681P 250,0 17:46'38.020 14 47.191 39.976 44.011 2'11.178P 168,8 17:48'49.198 15 43.404 39.102 1'34.515 2'57.021P 251,7 17:51'46.219 16 49.481 1'08.066 1'22.309 3'19.856P 155,2 17:55'06.075 17 1'08.659 1'00.420 54.482 3'03.561 112,9 17:58'09.636 18 43.600 37.995 41.667 2'03.262 258,4 18:00'12.898 19 41.810 34.766 39.963 1'56.539 259,6 18:02'09.437 20 39.008 35.526 40.780 1'55.314 256,5 18:04'04.751 21 38.412 33.798 39.424 1'51.634 256,5 18:05'56.385 22 38.537 33.497 39.224 1'51.258 255,9 18:07'47.643 23 38.425 34.001 39.326 1'51.752 257,1 18:09'39.395 24 38.610 34.531 39.678 1'52.819 258,4 18:11'32.214 Race Time 53'25.948						
71 AF Corse (1'51.862) 1 38.875 42.204 2'11.915 17:20'18.181 2 43.577 38.858 42.801 2'05.236 251,2 17:22'23.417 3 43.385 38.826 43.088 2'05.299 251,7 17:24'28.716 4 43.535 40.132 43.067 2'06.734 251,2 17:26'35.450 5 43.173 39.152 43.724 2'06.049 248,8 17:28'41.499 6 44.156 39.190 43.691 2'07.037 251,7 17:30'48.536 7 44.126 39.224 43.973 2'07.323 247,7 17:32'55.859 8 44.458 39.590 43.580 2'07.628 252,3 17:35'03.487 9 43.786 38.999 43.851 2'06.636 251,7 17:37'10.123 10 44.295 38.913 2'44.006 4'07.214P 250,0 17:41'17.337 11 50.920 37.320 42.188 2'10.428P 153,0 17:43'27.765 12 56.464 37.129 41.580 2'15.173 256,5 17:45'42.938 13 42.580 35.467 40.685 1'58.732 257,1 17:47'41.670 14 41.291 35.374 42.057 1'58.722 259,0 17:49'40.392 15 42.586 38.479 41.958 2'03.023 257,8 17:51'43.415 16 47.384 1'11.600 1'22.550 3'21.534 242,7 17:55'04.949 17 1'08.430 1'00.971 54.103 3'03.504 134,3 17:58'08.453 18 44.155 38.105 41.866 2'04.126 252,3 18:00'12.579 19 40.013 34.671 39.717 1'54.401 265,4 18:02'06.980 20 39.835 36.932 39.451 1'56.218 260,9 18:04'03.198 21 38.961 33.960 38.978 1'51.899 258,4 18:05'55.097 22 38.788 34.016 39.120 1'51.924 257,8 18:07'47.021 23 38.571 34.147 39.144 1'51.862 257,8 18:09'38.883 24 38.703 34.648 39.722 1'53.073 258,4 18:11'31.956 Race Time 53'25.690							91 Dinamic Motorsport (1'53.606) 1 40.509 43.391 2'19.334 17:20'25.600 2 45.225 39.445 43.021 2'07.691 248,8 17:22'33.291 3 43.484 38.690 42.139 2'04.313 248,8 17:24'37.604 4 43.087 38.481 42.188 2'03.756 250,0 17:26'41.360 5 43.156 40.185 43.125 2'06.466 250,0 17:28'47.826 6 42.605 38.702 43.085 2'04.392 247,7 17:30'52.218 7 43.383 38.919 42.411 2'04.713 251,2 17:32'56.931 8 43.499 39.695 43.359 2'06.553 251,2 17:35'03.484 9 42.342 37.500 42.268 2'02.110 249,4 17:37'05.594 10 42.975 38.263 44.144 2'05.382 250,6 17:39'10.976 11 42.082 40.011 2'35.399 3'57.492P 247,7 17:43'08.468 12 52.485 39.511 41.854 2'13.850P 134,5 17:45'22.318 13 43.595 38.437 41.720 2'03.752 253,5 17:47'26.070 14 42.280 37.493 44.441 2'04.214 254,1 17:49'30.284 15 44.841 38.159 45.540 2'08.540 221,8 17:51'38.824 16 50.842 1'11.660 1'22.908 3'25.410 219,1 17:55'04.234 17 1'08.511 1'00.790 54.752 3'04.053 108,1 17:58'08.287 18 48.877 39.550 42.136 2'10.563 241,6 18:00'18.850 19 41.725 36.645 40.997 1'59.367 256,5 18:02'18.217 20 40.555 36.080 40.164 1'56.799 255,3 18:04'15.016 21 39.857 35.209 39.987 1'55.053 253,5 18:06'10.069 22 39.539 35.155 40.620 1'55.314 253,5 18:08'05.383 23 39.817 34.803 39.235 1'53.855 252,9 18:09'59.238 24 38.976 35.138 39.492 1'53.606 252,9 18:11'52.844 Race Time 53'46.578						
92 Dinamic Motorsport (1'53.658) 1 40.509 43.391 2'19.334 17:20'25.600 2 45.225 39.445 43.021 2'07.691 248,8 17:22'33.291 3 43.484 38.690 42.139 2'04.313 248,8 17:24'37.604 4 43.087 38.481 42.188 2'03.756 250,0 17:26'41.360 5 43.156 40.185 43.125 2'06.466 250,0 17:28'47.826 6 42.605 38.702 43.085 2'04.392 247,7 17:30'52.218 7 43.383 38.919 42.411 2'04.713 251,2 17:32'56.931 8 43.499 39.695 43.359 2'06.553 251,2 17:35'03.484 9 42.342 37.500 42.268 2'02.110 249,4 17:37'05.594 10 42.975 38.263 44.144 2'05.382 250,6 17:39'10.976 11 42.082 40.011 2'35.399 3'57.492P 247,7 17:43'08.468 12 52.485 39.511 41.854 2'13.850P 134,5 17:45'22.318 13 43.595 38.437 41.720 2'03.752 253,5 17:47'26.070 14 42.280 37.493 44.441 2'04.214 254,1 17:49'30.284 15 44.841 38.159 45.540 2'08.540 221,8 17:51'38.824 16 50.842 1'11.660 1'22.908 3'25.410 219,1 17:55'04.234 17 1'08.511 1'00.790 54.752 3'04.053 108,1 17:58'08.287 18 48.877 39.550 42.136 2'10.563 241,6 18:00'18.850 19 41.725 36.645 40.997 1'59.367 256,5 18:02'18.217 20 40.555 36.080 40.164 1'56.799 255,3 18:04'15.016 21 39.857 35.209 39.987 1'55.053 253,5 18:06'10.069 22 39.539 35.155 40.620 1'55.314 253,5 18:08'05.383 23 39.817 34.803 39.235 1'53.855 252,9 18:09'59.238 24 38.976 35.138 39.492 1'53.606 252,9 18:11'52.844 Race Time 53'46.578													

03/10/2020

P = Pits In/Out - C = Lap Time Cancelled



Powered By PERUGIA TIMING



ACI Racing Weekend Mugello 01-04 Ottobre 2020

Camp. It. Gran Turismo Sprint - Analysis Race 1

Aut. Int. Mugello Auto 5.245 m

Start at 17:18'06.266

4 / 6

Habib Fadel

Lap	Seg.1	Seg.2	Seg.3	Lap Time	km/h	Local Time
1	43.624	45.027	2'27.664	17:20'33.930	5	46.131
2	46.697	42.530	45.365	2'14.592	247,7	17:22'48.522
3	45.988	41.669	44.385	2'12.042	245,5	17:25'00.564
4	46.005	41.126	43.824	2'10.955	246,0	17:27'11.519
5	45.848	41.320	44.451	2'11.619	248,8	17:29'23.138
6	44.157	40.498	44.006	2'08.661	247,1	17:31'31.799
7	43.990	40.670	43.883	2'08.543	246,6	17:33'40.342
8	44.376	40.602	44.661	2'09.639	247,1	17:35'49.981
9	43.363	40.867	45.044	2'09.274	247,7	17:37'59.255
10	43.342	40.215	43.991	2'07.548	246,6	17:40'06.803
11	43.261	39.933	43.203	2'06.397	246,0	17:42'13.200
12	43.423	41.565	43.931	2'08.919	246,0	17:44'22.119
13	43.600	40.732	2'20.394	3'44.726P	247,1	17:48'06.845
14	50.231	39.727	40.911	2'10.869P	147,3	17:50'17.714
15	42.384	36.689	40.538	1'59.611	252,3	17:52'17.325
16	41.898	47.591	1'21.388	2'50.877	252,9	17:55'08.202
17	1'09.694	59.201	54.133	3'03.028	125,1	17:58'11.230
18	43.073	39.892	40.522	2'03.487	255,3	18:00'14.717
19	42.413	37.089	40.070	1'59.572	256,5	18:02'14.289
20	40.166	35.635	39.399	1'55.200	254,1	18:04'09.489
21	40.176	35.330	39.202	1'54.708	253,5	18:06'04.197
22	41.393	36.545	39.414	1'57.352	252,9	18:08'01.549
23			39.130	1'54.123	251,7	18:09'55.672
24	39.085	35.437	39.136	1'53.658	251,7	18:11'49.330
Race Time 53'43.064						

Luca Segù

250 Ebimotors (2'11.413)

Lap	Seg.1	Seg.2	Seg.3	Lap Time	km/h	Local Time
Riccardo Pera						
1		41.931	44.766	2'22.481		17:20'28.747
2	45.219	40.989	45.205	2'11.413	234,8	17:22'40.160
3	45.425	40.758	45.248	2'11.431	235,3	17:24'51.591
4	45.564	41.136	45.426	2'12.126	236,3	17:27'03.717
5	46.026	41.649	45.944	2'13.619	235,8	17:29'17.336
6	46.084	42.006	46.068	2'14.158	235,8	17:31'31.494
7	46.058	41.932	46.326	2'14.316	236,3	17:33'45.810
8	45.938	41.837	46.361	2'14.136	236,8	17:35'59.946
9	45.622	41.411	46.300	2'13.333	237,4	17:38'13.279
10	45.637	41.697	45.949	2'13.283	237,9	17:40'26.562
11	45.502	41.493	45.763	2'12.758	237,9	17:42'39.320
12	45.063	41.163	45.511	2'11.737	237,9	17:44'51.057
Paolo Gnemmi						
13	45.031	41.394	1'55.512	3'21.937P	239,5	17:48'12.994
14	50.862	46.488	49.421	2'26.771P	153,8	17:50'39.765
15	47.657	44.330	48.283	2'20.270	227,8	17:53'00.035
16	48.341	43.058	47.549	2'18.948	198,2	17:55'18.983
17	1'00.847	1'00.243	55.268	2'56.358	159,3	17:58'15.341
18	47.573	43.042	46.562	2'17.177	239,5	18:00'32.518
19	45.404	42.526	46.779	2'14.709	241,6	18:02'47.227
20	46.307	42.738	47.371	2'16.416	239,5	18:05'03.643
21	46.093	43.201	48.608	2'17.902	238,9	18:07'21.545
22	47.910	45.302	47.752	2'20.964	238,9	18:09'42.509
23	47.503	45.721	47.391	2'20.615	237,4	18:12'03.124
Race Time 53'56.858						

251 Ebimotors (2'10.798)

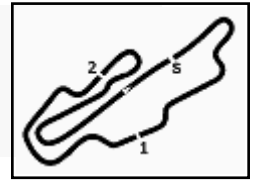
Lap	Seg.1	Seg.2	Seg.3	Lap Time	km/h	Local Time
Mattia Orlando Di Giusto						
1		42.919	45.401	2'26.893		17:20'33.159
2	46.060	42.485	46.251	2'14.796	238,9	17:22'47.955
3	45.509	40.879	45.128	2'11.516	238,9	17:24'59.471
4	45.396	40.950	44.964	2'11.310	238,4	17:27'10.781
5	45.619	41.564	45.624	2'12.807	234,3	17:29'23.588
6	45.793	42.292	46.693	2'14.778	240,0	17:31'38.366
7	45.433	41.856	46.204	2'13.493	241,1	17:33'51.859
8	45.995	41.600	46.461	2'14.056	238,9	17:36'05.915
9	45.490	41.713	46.458	2'13.661	238,9	17:38'19.576
10	45.736	41.988	46.457	2'14.181	238,9	17:40'33.757

227 Nova Race Events (2'08.832)

Lap	Seg.1	Seg.2	Seg.3	Lap Time	km/h	Local Time
Francesco De Luca						
1		45.194	46.166	2'31.402		17:20'37.668
2	46.820	42.750	45.824	2'15.394	237,4	17:22'53.062
3	46.713	42.444	45.991	2'15.148	236,8	17:25'08.210
4	46.249	42.340	45.835	2'14.424	235,8	17:27'22.634

03/10/2020

P = Pits In/Out - C = Lap Time Cancelled



ACI Racing Weekend Mugello 01-04 Ottobre 2020
Camp. It. Gran Turismo Sprint - Analysis Race 1

Aut. Int. Mugello Auto 5.245 m

Start at 17:18'06.266

5 / 6

Lap	Seg.1	Seg.2	Seg.3	Lap Time	km/h	Local Time
11	45.080	41.317	46.477	2'12.874	238,9	17:42'46.631
Alberto De Amicis						
12	45.389	41.478	1'58.310	3'25.177P	238,4	17:46'11.808
13	50.039	43.472	46.607	2'20.118P	153,2	17:48'31.926
14	45.850	42.836	47.174	2'15.860	237,9	17:50'47.786
15	47.679	42.397	47.176	2'17.252	188,2	17:53'05.038
16	48.050	42.256	46.664	2'16.970	173,6	17:55'22.008
17	58.602	1'00.675	54.941	2'54.218	180,6	17:58'16.226
18	45.387	41.496	46.107	2'12.990	239,5	18:00'29.216
19	44.825	41.088	46.086	2'11.999	238,9	18:02'41.215
20	44.551	40.797	45.450	2'10.798	239,5	18:04'52.013
21	44.745	41.714	45.773	2'12.232	240,0	18:07'04.245
22	44.488	40.763	45.998	2'11.249	238,4	18:09'15.494
23	45.092	41.689	46.405	2'13.186	240,0	18:11'28.680
Race Time 53'22.414						

252 Ebimotors (1'59.739)

Lap	Seg.1	Seg.2	Seg.3	Lap Time	km/h	Local Time
Gianluigi Piccioli						
1		44.279	46.681	2'30.796		17:20'37.062
2	47.356	43.724	47.231	2'18.311	240,0	17:22'55.373
3	46.435	43.174	46.496	2'16.105	240,0	17:25'11.478
4	47.036	42.300	46.247	2'15.583	239,5	17:27'27.061
5	46.004	42.303	46.425	2'14.732	241,6	17:29'41.793
6	46.242	42.104	46.525	2'14.871	240,5	17:31'56.664
7	46.158	41.774	47.367	2'15.299	241,1	17:34'11.963
8	46.190	42.389	46.779	2'15.358	240,5	17:36'27.321
9	45.977	42.584	47.210	2'15.771	241,6	17:38'43.092
Sabino Marco De Castro						
10	46.204	42.336	2'05.182	3'33.722P	236,8	17:42'16.814
11	48.493	41.074	46.579	2'16.146P	156,5	17:44'32.960
12	45.086	41.526	46.326	2'12.938	242,2	17:46'45.898
13	46.525	41.583	47.577	2'15.685	240,0	17:49'01.583
14	49.856	43.751	48.207	2'21.814	152,5	17:51'23.397
15	54.358	1'12.126	2'13.893	4'20.377P	204,2	17:55'43.774
16	47.502	52.869	53.118	2'33.489P	155,8	17:58'17.263
17	44.312	37.497	43.834	2'05.643	243,2	18:00'22.906
18	43.742	38.247	42.258	2'04.247	246,0	18:02'27.153
19	41.424	36.865	42.733	2'01.022	243,2	18:04'28.175
20	41.358	36.915	42.025	2'00.298	242,7	18:06'28.473
21	40.914	36.854	41.971	1'59.739	243,8	18:08'28.212
22	40.536	37.085	43.428	2'01.049	244,3	18:10'29.261
23	40.884	37.181	42.006	2'00.071	243,8	18:12'29.332
Race Time 54'23.066						

271 W&D Racing Team (2'12.243)

Lap	Seg.1	Seg.2	Seg.3	Lap Time	km/h	Local Time
Paolo Meloni						
1		45.187	47.444	2'33.513		17:20'39.779
2	47.208	42.471	47.047	2'16.726	231,3	17:22'56.505
3	46.859	42.444	46.356	2'15.659	235,3	17:25'12.164
4	47.111	42.041	46.130	2'15.282	235,3	17:27'27.446
5	46.492	41.901	46.183	2'14.576	234,3	17:29'42.022
6	46.477	42.561	46.749	2'15.787	236,8	17:31'57.809
7	46.850	42.247	46.731	2'15.828	237,9	17:34'13.637
8	46.673	41.959	46.609	2'15.241	235,8	17:36'28.878
9	47.989	42.783	47.926	2'18.698	238,4	17:38'47.576
10	48.471	45.081	2'09.577	3'43.129P	234,3	17:42'30.705
11	50.575	41.172	46.359	2'18.106P	151,0	17:44'48.811
12	45.865	42.158	46.320	2'14.343	233,3	17:47'03.154
13	46.457	42.036	46.882	2'15.375	233,3	17:49'18.529
14	46.368	41.607	46.905	2'14.880	217,7	17:51'33.409
15	52.544	1'11.991	1'23.370	3'27.905	207,7	17:55'01.314

277 Nova Race Events (2'13.492)

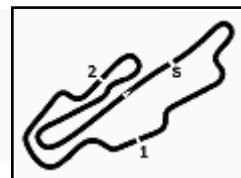
Lap	Seg.1	Seg.2	Seg.3	Lap Time	km/h	Local Time
Luca Magnoni						
1		43.978	46.415	2'29.858		17:20'36.124
2	47.145	42.646	46.558	2'16.349	236,3	17:22'52.473
3	46.562	42.328	46.178	2'15.068	234,8	17:25'07.541
4	46.402	43.320	46.304	2'16.026	234,8	17:27'23.567
5	46.290	42.501	45.989	2'14.780	236,8	17:29'38.347
6	46.190	41.987	46.245	2'14.422	236,3	17:31'52.769
7	46.766	42.099	46.896	2'15.761	236,8	17:34'08.530
8	46.854	43.123	46.492	2'16.469	236,3	17:36'24.999
9	46.289	42.750	47.045	2'16.084	235,8	17:38'41.083
10	46.152	42.361	47.221	2'15.734	236,3	17:40'56.817
11	45.864	42.811	46.867	2'15.542	233,8	17:43'12.359
12	46.608	43.276	2'01.408	3'31.292P	234,3	17:46'43.651
13	50.554	42.449	46.348	2'19.351P	154,5	17:49'03.002
14	52.171	44.473	49.588	2'26.232	147,9	17:51'29.234
15	51.959	1'11.183	1'23.284	3'26.426	204,2	17:54'55.660
16	1'09.074	1'01.125	59.566	3'09.765	110,5	17:58'05.425
17	47.230	43.363	46.339	2'16.932	235,8	18:00'22.357
18	46.383	41.681	46.446	2'14.510	237,4	18:02'36.867
19	45.566	42.209	45.717	2'13.492	236,3	18:04'50.359
20	45.711	42.708	46.421	2'14.840	236,3	18:07'05.199
21	45.829	43.249	46.917	2'15.995	236,8	18:09'21.194
22	45.708	43.369	48.115	2'17.192	234,8	18:11'38.386
Race Time 53'32.120						

288 Scuderia Villorba Corse (2'10.891)

Lap	Seg.1	Seg.2	Seg.3	Lap Time	km/h	Local Time
Andrea Belicchi						
1		43.365	45.284	2'24.688		17:20'30.954
2	46.382	41.370	45.192	2'12.944	234,8	17:22'43.898
3	45.827	41.616	45.824	2'13.267	233,8	17:24'57.165
4	45.831	41.934	45.875	2'13.640	234,3	17:27'10.805
5	45.880	41.647	46.080	2'13.607	233,8	17:29'24.412
6	45.399	42.605	46.381	2'14.385	236,3	17:31'38.797
7	45.460	41.799	46.271	2'13.530	236,8	17:33'52.327
8	45.993	41.696	46.222	2'13.911	236,3	17:36'06.238
9	45.534	41.786	46.581	2'13.901	236,8	17:38'20.139
10	45.624	41.703	46.795	2'14.122	236,3	17:40'34.261
11	45.428	41.527	46.288	2'13.243	236,3	17:42'47.504
12	45.370	41.771	46.784	2'13.925	236,8	17:45'01.429
Simone Jody Vullo						
13	46.880	42.773	1'59.635	3'29.288P	236,3	17:48'30.717
14	49.873	42.258	46.872	2'19.003P	156,3	17:50'49.720
15	47.062	42.293	46.746	2'16.101	233,8	17:53'05.821
16	47.943	41.898	47.521	2'17.362	179,7	17:55'23.183
17	58.410	1'01.000	54.553	2'53.963	182,4	17:58'17.146
18	46.274	41.987	45.990	2'14.251	240,5	18:00'31.397
19	44.680	41.359	46.089	2'12.128	237,4	18:02'43.525
20	44.147	40.653	46.110	2'10.910	236,3	18:04'54.435
21	44.192	40.572	46.127	2'10.891	236,3	18:07'05.326
22	44.180	40.701	46.982	2'11.863	235,3	18:09'17.189
23	44.536	41.581	45.742	2'11.859	236,8	18:11'29.048

03/10/2020

P = Pits In/Out - C = Lap Time Cancelled



ACI Racing Weekend Mugello 01-04 Ottobre 2020
Camp. It. Gran Turismo Sprint - Analysis Race 1

Aut. Int. Mugello Auto 5.245 m

Start at 17:18'06.266

6 / 6

Race Time 53'22.782

299 CRAM Motorsport (2'04.681)						
Lap	Seg.1	Seg.2	Seg.3	Lap Time	km/h	Local Time
Daniel Webster						
1		42.403	44.985	2'35.799		17:20'42.065
2	47.090	41.412	45.416	2'13.918	241,1	17:22'55.983
3	46.723	41.717	45.795	2'14.235	240,0	17:25'10.218
4	46.349	41.944	45.777	2'14.070	236,8	17:27'24.288
5	46.857	42.153	46.478	2'15.488	241,1	17:29'39.776
6	46.927	42.207	48.402	2'17.536	241,1	17:31'57.312
7	46.621	42.064	46.804	2'15.489	241,1	17:34'12.801
8	46.668	41.878	46.969	2'15.515	241,6	17:36'28.316
9	46.867	42.158	47.035	2'16.060	241,1	17:38'44.376
Giacomo Riva						
10	47.759	44.555	3'14.943	4'47.257P	242,2	17:43'31.633
11	55.674	45.556	46.993	2'28.223P	152,3	17:45'59.856
12	46.364	41.302	45.466	2'13.132	243,8	17:48'12.988
13	45.615	42.188	47.705	2'15.508	243,8	17:50'28.496
14	49.302	41.584	45.690	2'16.576	203,0	17:52'45.072
15	46.811	39.779	58.668	2'25.258	212,2	17:55'10.330
16	1'07.937	59.868	54.578	3'02.383	120,0	17:58'12.713
17	44.110	40.284	45.904	2'10.298	245,5	18:00'23.011
18	43.433	40.615	43.614	2'07.662	246,0	18:02'30.673
19	42.351	39.364	44.062	2'05.777	246,6	18:04'36.450
20	42.554	38.526	43.601	2'04.681	244,3	18:06'41.131
21	43.351	39.026	44.187	2'06.564	243,2	18:08'47.695
22	42.854	39.442	44.147	2'06.443	244,3	18:10'54.138
23	42.185	39.581	44.820	2'06.586	243,8	18:13'00.724

Race Time 54'54.458

322 Duell Race (1'58.861)						
Lap	Seg.1	Seg.2	Seg.3	Lap Time	km/h	Local Time
Vincenzo Sauto						
1		43.129	44.756	2'25.889		17:20'32.155
2	46.954	43.685	45.967	2'16.606	259,0	17:22'48.761
3	47.170	42.480	44.489	2'14.139	251,7	17:25'02.900
4	46.102	41.246	45.114	2'12.462	260,2	17:27'15.362
5	44.791	41.121	44.137	2'10.049	259,0	17:29'25.411
6	45.482	41.253	44.571	2'11.306	259,6	17:31'36.717
7	44.626	40.820	43.397	2'08.843	261,5	17:33'45.560
8	44.769	40.555	44.436	2'09.760	260,9	17:35'55.320
9	45.279	42.220	45.530	2'13.029	259,6	17:38'08.349
Gianluca Carboni						
10	45.141	41.588	3'12.780	4'39.509P	259,6	17:42'47.858
11	53.795	40.638	45.055	2'19.488P	146,7	17:45'07.346
12	44.500	39.955	44.108	2'08.563	262,1	17:47'15.909
13	42.015	38.229	42.982	2'03.226	262,8	17:49'19.135
14	46.200	41.395	47.053	2'14.648	222,7	17:51'33.783
15	52.892	1'12.089	1'23.108	3'28.089	212,2	17:55'01.872
16	1'08.055	1'00.653	57.168	3'05.876	127,8	17:58'07.748
17	43.705	38.704	42.140	2'04.549	257,1	18:00'12.297
18	45.055	38.014	41.817	2'04.886	260,9	18:02'17.183
19	40.153	37.270	42.178	1'59.601	262,8	18:04'16.784
20	40.579	36.831	41.451	1'58.861	263,4	18:06'15.645
21	41.132	37.226	41.790	2'00.148	262,1	18:08'15.793
22	40.531	37.240	41.839	1'59.610	261,5	18:10'15.403
23	40.563	37.429	41.967	1'59.959	260,2	18:12'15.362

Race Time 54'09.096

333 SR&R (1'58.443)						
Lap	Seg.1	Seg.2	Seg.3	Lap Time	km/h	Local Time
Gian Piero Cristoni						
1		46.893	47.760	2'35.365		17:20'41.631

03/10/2020

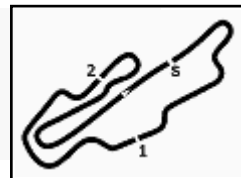
P = Pits In/Out - C = Lap Time Cancelled

2	52.026	45.350	47.922	2'25.298	243,2	17:23'06.929
3	47.670	44.242	46.409	2'18.321	255,3	17:25'25.250
4	47.109	42.404	45.531	2'15.044	257,8	17:27'40.294
5	47.281	41.414	45.347	2'14.042	259,6	17:29'54.336
6	47.098	42.092	45.244	2'14.434	259,6	17:32'08.770
7	45.862	41.412	44.780	2'12.054	260,9	17:34'20.824
8	44.685	40.476	44.416	2'09.577	261,5	17:36'30.401
9	46.711	42.098	45.689	2'14.498	264,1	17:38'44.899
Luca Demarchi						
10	45.729	1'04.809	2'10.399	4'00.937P	247,7	17:42'45.836
11	51.622	41.769	43.353	2'16.744P	168,2	17:45'02.580
12	44.870	39.202	42.722	2'06.794	263,4	17:47'09.374
13	43.678	38.474	42.111	2'04.263	265,4	17:49'13.637
14	42.817	44.493	49.362	2'16.672	264,1	17:51'30.309
15	52.850	1'11.971	1'23.404	3'28.225	193,5	17:54'58.534
16	1'07.742	1'01.555	57.787	3'07.084	103,3	17:58'05.618
17	42.668	37.553	41.655	2'01.876	265,4	18:00'07.494
18	40.388	36.732	41.686	1'58.806	264,1	18:02'06.300
19	40.189	36.973	42.706	1'59.868	264,1	18:04'06.168
20	40.331	36.541	41.571	1'58.443	268,0	18:06'04.611
21	41.173	37.830	42.070	2'01.073	264,1	18:08'05.684
22	40.503	37.036	41.351	1'58.890	264,1	18:10'04.574
23	40.352	37.306	42.588	2'00.246	262,8	18:12'04.820

Race Time 53'58.554

355 Easy Race (1'58.114)						
Lap	Seg.1	Seg.2	Seg.3	Lap Time	km/h	Local Time
Matteo Greco						
1		40.757	43.253	2'18.849		17:20'25.115
2	44.602	39.940	43.817	2'08.359	262,1	17:22'33.474
3	45.295	40.391	43.140	2'08.826	236,3	17:24'42.300
4	44.403	39.537	42.915	2'06.855	260,9	17:26'49.155
5	44.540	39.597	43.669	2'07.806	260,9	17:28'56.961
6	44.866	39.888	43.586	2'08.340	259,6	17:31'05.301
7	44.354	40.451	43.648	2'08.453	260,9	17:33'13.754
8	44.261	39.592	43.557	2'07.410	260,2	17:35'21.164
9	44.298	39.094	43.904	2'07.296	260,9	17:37'28.460
Riccardo Chiesa						
10	43.625	39.529	2'44.901	4'08.055P	260,9	17:41'36.515
11	52.275	39.982	43.671	2'15.928P	145,4	17:43'52.443
12	43.225	37.742	42.961	2'03.928	262,1	17:45'56.371
13	42.702	37.372	41.501	2'01.575	263,4	17:47'57.946
14	42.528	38.668	43.395	2'04.591	264,7	17:50'02.537
15	44.268	39.196	43.511	2'06.975	233,8	17:52'09.512
16	43.806	51.419	1'22.715	2'57.940	260,2	17:55'07.452
17	1'08.293	1'00.334	54.700	3'03.327	132,4	17:58'10.779
18	44.238	41.417	43.926	2'09.581	266,7	18:00'20.360
19	41.376	37.183	40.924	1'59.483	266,7	18:02'19.843
20	41.674	36.850	40.786	1'59.310	269,3	18:04'19.153
21	40.552	36.534	41.028	1'58.114	266,0	18:06'17.267
22	40.856	37.004	41.433	1'59.293	265,4	18:08'16.560
23	41.184	37.393	41.613	2'00.190	265,4	18:10'16.750
24	41.105	37.407	43.327	2'01.839	264,7	18:12'18.589

Race Time 54'12.323



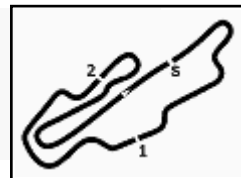
ACI Racing Weekend Mugello 01-04 Ottobre 2020

Camp. It. Gran Turismo Sprint - Pit Times Race 1

Aut. Int. Mugello Auto 5.245 m

Pit Intervention Time: 0 secs

No.	Entrant	Car		Race Time	Local Time	Pit Time
3	Easy Race	M.MICHELOTTO	PIT IN	24'53.540	17:42'59.806	
		S.HUDSPETH	PIT OUT	26'35.393	17:44'41.659	1'41.853
7	BMW Team Italia	S.COMANDINI	PIT IN	22'54.356	17:41'00.622	
		M.ZUG	PIT OUT	24'52.471	17:42'58.737	1'58.115
12	Audi Sport Italia	R.AGOSTINI	PIT IN	23'11.751	17:41'18.017	
		M.DRUDI	PIT OUT	24'55.828	17:43'02.094	1'44.077
19	Vincenzo Sospiri Racing	Y.NEMOTO	PIT IN	22'51.944	17:40'58.210	
		T.TUJULA	PIT OUT	24'22.065	17:42'28.331	1'30.121
21	AF Corse	S.MANN	PIT IN	21'22.305	17:39'28.571	
		M.CRESSONI	PIT OUT	23'03.764	17:41'10.030	1'41.459
25	RS Racing	D.DI AMATO	PIT IN	25'12.214	17:43'18.480	
		A.VEZZONI	PIT OUT	26'51.759	17:44'58.025	1'39.545
27	AKM Motorsport	L.FERRARI	PIT IN	22'52.488	17:40'58.754	
		L.SPINELLI	PIT OUT	24'45.775	17:42'52.041	1'53.287
32	Imperiale Racing	G.VENTURINI	PIT IN	14'45.163	17:32'51.429	
			PIT OUT	15'27.499	17:33'33.765	42.336
			PIT IN	29'20.050	17:47'26.316	
		K.GALBIATI	PIT OUT	30'30.511	17:48'36.777	1'10.461
44	Ebimotors	A.BACCANI	PIT IN	22'03.095	17:40'09.361	
			PIT OUT	23'23.275	17:41'29.541	1'20.180
63	Vincenzo Sospiri Racing	D.KROES	PIT IN	25'16.091	17:43'22.357	
		L.PULCINI	PIT OUT	26'48.569	17:44'54.835	1'32.478
71	AF Corse	A.ROVERA	PIT IN	21'09.385	17:39'15.651	
		G.RODA	PIT OUT	23'11.071	17:41'17.337	2'01.686
88	LP Racing	R.CAZZANIGA	PIT IN	27'19.250	17:45'25.516	
		L.MARCUCCI	PIT OUT	28'31.754	17:46'38.020	1'12.504
			PIT IN	32'48.780	17:50'55.046	
			PIT OUT	33'39.953	17:51'46.219	51.173
91	Dinamic Motorsport	M.CASSARÀ	PIT IN	23'07.665	17:41'13.931	
		A.DE GIACOMI	PIT OUT	25'02.202	17:43'08.468	1'54.537
92	Dinamic Motorsport	H.FADEL	PIT IN	28'22.159	17:46'28.425	
			PIT OUT	30'00.579	17:48'06.845	1'38.420
215	BMW Team Italia	S.RICCITELLI	PIT IN	22'32.977	17:40'39.243	
		F.GUERRA	PIT OUT	24'40.563	17:42'46.829	2'07.586
227	Nova Race Events	F.DE LUCA	PIT IN	22'47.267	17:40'53.533	
		L.SEGÙ	PIT OUT	24'08.481	17:42'14.747	1'21.214
250	Ebimotors	R.PERA	PIT IN	28'54.179	17:47'00.445	
		P.GNEMMI	PIT OUT	30'06.728	17:48'12.994	1'12.549
251	Ebimotors	M.ORLANDO DI GIUSTO	PIT IN	26'51.247	17:44'57.513	
		A.DE AMICIS	PIT OUT	28'05.542	17:46'11.808	1'14.295
252	Ebimotors	G.PICCIOLI	PIT IN	22'51.038	17:40'57.304	
		S.DE CASTRO	PIT OUT	24'10.548	17:42'16.814	1'19.510
271	W&D Racing Team	P.MELONI	PIT IN	23'02.435	17:41'08.701	
			PIT OUT	24'24.439	17:42'30.705	1'22.004
277	Nova Race Events	L.MAGNONI	PIT IN	27'21.473	17:45'27.739	
			PIT OUT	28'37.385	17:46'43.651	1'15.912
288	Scuderia Villorba Corse	A.BELICCHI	PIT IN	29'09.253	17:47'15.519	
		S.VULLO	PIT OUT	30'24.451	17:48'30.717	1'15.198
299	CRAM Motorsport	D.WEBSTER	PIT IN	22'56.603	17:41'02.869	

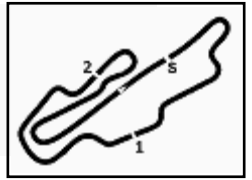


ACI Racing Weekend Mugello 01-04 Ottobre 2020
Camp. It. Gran Turismo Sprint - Pit Times Race 1

Aut. Int. Mugello Auto 5.245 m

Pit Intervention Time: 0 secs

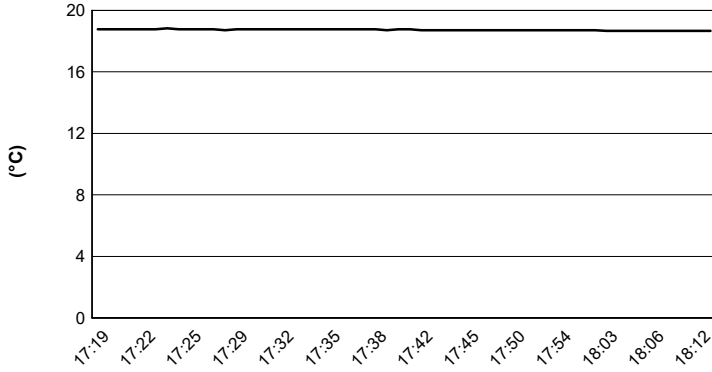
No.	Entrant	Car		Race Time	Local Time	Pit Time
299	CRAM Motorsport	G.RIVA	PIT OUT	25'25.367	17:43'31.633	2'28.764
322	Duell Race	V.SAUTO	PIT IN	22'10.954	17:40'17.220	
		G.CARBONI	PIT OUT	24'41.592	17:42'47.858	2'30.638
333	SR&R	G.CRISTONI	PIT IN	23'14.838	17:41'21.104	
		L.DEMARCHI	PIT OUT	24'39.570	17:42'45.836	1'24.732
355	Easy Race	M.GRECO	PIT IN	21'28.155	17:39'34.421	
		R.CHIESA	PIT OUT	23'30.249	17:41'36.515	2'02.094



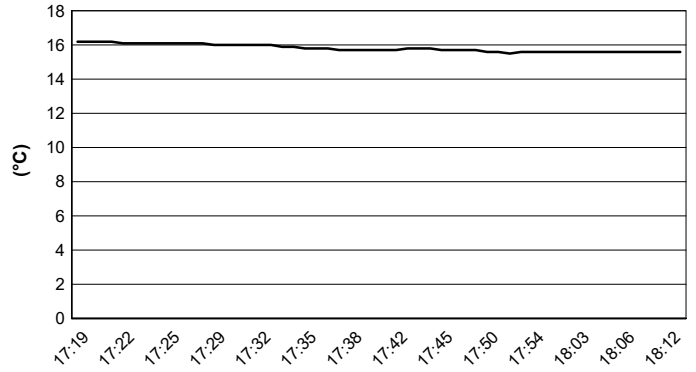
ACI Racing Weekend Mugello 01-04 Ottobre 2020
Camp. It. Gran Turismo Sprint - Weather Report Race 1
Session started 17:19 - Session ended 18:13

Aut. Int. Mugello Auto 5.245 m

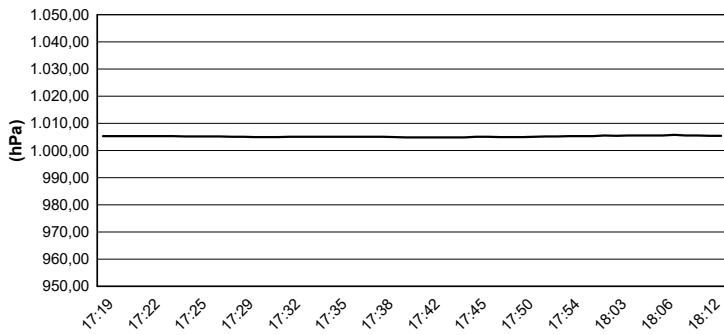
Air Temperature




Track Temperature



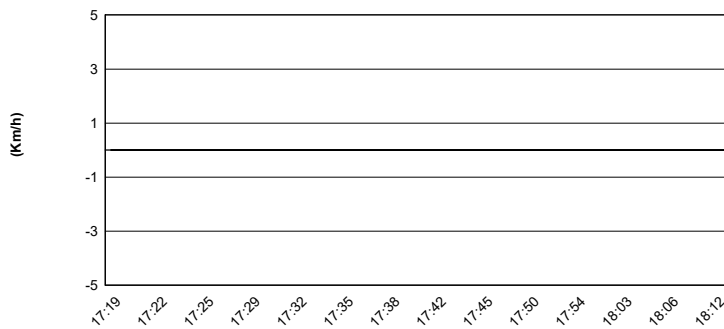
Air Pressure




Humidity



Wind Speed



Wind Direction



03/10/2020