

ACI Racing Weekend Mugello, 03-04 Luglio 2021

Campionato Italiano Gran Turismo Endurance - Classifica Libere 1

Aut.Int. Mugello 5.245 m

	Conduuttore 1 Num. Concorrente	Conduuttore 2 Team	Conduuttore 3 Auto	Classe	Tempo	Dist.	Media	Giri
1	25 DI AMATO Daniele (ITA) RS RACING	VEZZONI Alessandro (ITA) RS Racing	FERRARI 488 EVO	GT3PA	1'46.663		177,025	25
2	60 PICCINI Andrea (ITA) IRON LYNX	SCHIAVONI Claudio (ITA) Iron Lynx	FERRARI 488 EVO	GT3AM	1'47.101	0.438	176,301	26
3	14 SALAQUARDA Filip (CZE) AUDI SPORT ITALIA	BASZ Karol (POL) Audi Sport Italia	AUDI R8 LMS	GT3PR	1'47.870	1.207	175,044	26
4	83 GATTING Michelle (DEN) IRON LYNX	FREY Rahel (SUI) Iron Lynx	FERRARI 488 EVO	GT3AM	1'47.893	1.230	175,007	22
5	12 DRUDI Mattia (ITA) AUDI SPORT ITALIA	FERRARI Lorenzo (ITA) Audi Sport Italia	AUDI R8 LMS	GT3PR	1'47.966	1.303	174,888	25
6	33 CUHADAROGLU Murat (TUR) KESSEL RACING	FUMANELLI David (ITA) Kessel Racing	FERRARI 488 EVO	GT3PA	1'48.271	1.608	174,396	25
7	8 SCHREINER Carrie (DEU) AF CORSE	HUDSPETH Sean (SGP) AF Corse	FERRARI 488 EVO	GT3PR	1'48.425	1.762	174,148	26
8	63 DI FOLGO Alberto (ITA) IMPERIALE RACING	AMICI Andrea (ITA) Imperiale Racing	LAMBORGHINI HURACÁN	GT3PR	1'48.460	1.797	174,092	26
9	27 FISICHELLA Giancarlo (ITA) SCUDERIA BALDINI 27	GAI Stefano (ITA) Scuderia Baldini 27	FERRARI 488 EVO	GT3PR	1'48.542	1.879	173,960	22
10	11 EARLE Stephen (USA) KESSEL RACING	PEREL David (RSA) Kessel Racing	FERRARI 488 EVO	GT3PA	1'49.065	2.402	173,126	23
11	3 GRECO Matteo (ITA) EASY RACE	CRESTANI Fabrizio (ITA) Easy Race	FERRARI 488 EVO	GT3PR	1'49.066	2.403	173,125	24
12	21 MANN Simon (USA) AF CORSE	CRESSONI Matteo (ITA) AF Corse	FERRARI 488 EVO	GT3PA	1'49.120	2.457	173,039	23
13	88 PEROLINI Pietro (ITA) LP RACING	NEGRO Angelo (CAN) LP Racing	LAMBORGHINI HURACÁN	GT3PA	1'49.183	2.520	172,939	19
14	7 COMANDINI Stefano (ITA) CECCATO RACING	ZUG Marius (DEU) Ceccato Racing	BMW M6	GT3PR	1'49.504	2.841	172,432	25
15	77 MAGNONI Luca (ITA) NOVA RACE	ZANOTTI Erwin (ITA) Nova Race	HONDA NSX	GT3AM	1'49.921	3.258	171,778	23
16	399 DIONISIO Ermanno (ITA) DIONISIO ERMANNIO	VARINI Alfredo (ITA)	LAMBORGHINI HURACÁN ST	GTC	1'51.977	5.314	168,624	25
17	321 DELACOUR Hugo (ITA) AF CORSE	SBIRRAZUOLI Cédric (MCO) AF Corse	FERRARI 488 CHALLENGE	GTC	1'53.810	7.147	165,908	22
18	333 DEMARCHI Luca (ITA) SR&R	RISITANO Nicholas (ITA) SR&R	FERRARI 488 CHALLENGE	GTC	1'55.413	8.750	163,604	18
19	334 BARATTO Jacopo Michele (ITA) SR&R	BECAGLI Leonardo (ITA) SR&R	FERRARI 458 CHALLENGE	GTC	1'59.007	12.344	158,663	15
20	215 NERI Nicola (ITA) CECCATO RACING	FASCIOLO Giuseppe (ITA) Ceccato Racing	BMW M4	GT4AM	2'01.712	15.049	155,137	24

Umidità	56%	ARIA	26°C
Condizioni	DRY	Pista	47°C

Direttore di Gara : Antonio Canu

Direttore di Prova : Alessandro Ferrari

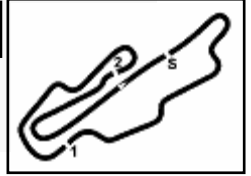
02/07/2021 Inizio 11:39 Fine 12:41

Esposta alle:



Powered by FICr PERUGIA TIMING





ACI Racing Weekend Mugello, 03-04 Luglio 2021

Campionato Italiano Gran Turismo Endurance - Best Sectors & Speed Libere 1

Aut.Int. Mugello 5.245 m

MIGLIOR GIRO

1	25 RS RACING	Ferrari 488 Evo	1'46.663
2	60 IRON LYNX	Ferrari 488 Evo	1'47.101
3	14 AUDI SPORT ITALIA	AUDI R8 LMS	1'47.870
4	83 IRON LYNX	Ferrari 488 Evo	1'47.893
5	12 AUDI SPORT ITALIA	AUDI R8 LMS	1'47.966
6	33 KESSEL RACING	Ferrari 488 Evo	1'48.271
7	8 AF CORSE	Ferrari 488 Evo	1'48.425
8	63 IMPERIALE RACING	Lamborghini Huracán	1'48.460
9	27 SCUDERIA BALDINI 27	Ferrari 488 Evo	1'48.542
10	11 KESSEL RACING	Ferrari 488 Evo	1'49.065
11	3 EASY RACE	Ferrari 488 Evo	1'49.066
12	21 AF CORSE	Ferrari 488 Evo	1'49.120
13	88 LP RACING	Lamborghini Huracán	1'49.183
14	7 CECCATO RACING	BMW M6	1'49.504
15	77 NOVA RACE	Honda NSX	1'49.921
16	399 DIONISIO ERMANNO	Lamborghini Huracan ST	1'51.977
17	321 AF CORSE	Ferrari 488 Challenge	1'53.810
18	333 SR&R	Ferrari 488 Challenge	1'55.413
19	334 SR&R	Ferrari 458 Challenge	1'59.007
20	215 CECCATO RACING	BMW M4	2'01.712

SPEED

1	321 AF CORSE	Ferrari 488 Challenge	264,7
2	7 CECCATO RACING	BMW M6	262,1
3	333 SR&R	Ferrari 488 Challenge	261,5
4	77 NOVA RACE	Honda NSX	261,5
5	399 DIONISIO ERMANNO	Lamborghini Huracan ST	259,6
6	14 AUDI SPORT ITALIA	AUDI R8 LMS	259,6
7	12 AUDI SPORT ITALIA	AUDI R8 LMS	257,8
8	83 IRON LYNX	Ferrari 488 Evo	257,8
9	3 EASY RACE	Ferrari 488 Evo	257,1
10	33 KESSEL RACING	Ferrari 488 Evo	257,1
11	334 SR&R	Ferrari 458 Challenge	255,9
12	25 RS RACING	Ferrari 488 Evo	255,9
13	8 AF CORSE	Ferrari 488 Evo	255,3
14	21 AF CORSE	Ferrari 488 Evo	255,3
15	60 IRON LYNX	Ferrari 488 Evo	254,7
16	27 SCUDERIA BALDINI 27	Ferrari 488 Evo	254,7
17	11 KESSEL RACING	Ferrari 488 Evo	254,7
18	63 IMPERIALE RACING	Lamborghini Huracán	252,3
19	88 LP RACING	Lamborghini Huracán	251,7
20	215 CECCATO RACING	BMW M4	241,6

SEG. 1

1	60 IRON LYNX	36.341
2	25 RS RACING	36.429
3	83 IRON LYNX	36.750
4	14 AUDI SPORT ITALIA	36.782
5	12 AUDI SPORT ITALIA	36.808
6	21 AF CORSE	36.901
7	33 KESSEL RACING	36.920
8	63 IMPERIALE RACING	36.920
9	8 AF CORSE	37.030
10	88 LP RACING	37.047
11	3 EASY RACE	37.082
12	11 KESSEL RACING	37.090
13	27 SCUDERIA BALDINI 27	37.116
14	7 CECCATO RACING	37.495
15	77 NOVA RACE	37.537
16	399 DIONISIO ERMANNO	38.161
17	321 AF CORSE	38.434
18	333 SR&R	38.748
19	334 SR&R	40.470
20	215 CECCATO RACING	41.057

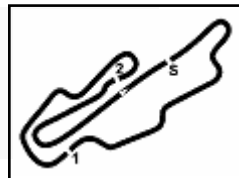
SEG. 2

1	60 IRON LYNX	32.123
2	25 RS RACING	32.188
3	83 IRON LYNX	32.519
4	12 AUDI SPORT ITALIA	32.766
5	27 SCUDERIA BALDINI 27	32.773
6	33 KESSEL RACING	32.791
7	63 IMPERIALE RACING	32.824
8	14 AUDI SPORT ITALIA	32.894
9	8 AF CORSE	32.977
10	11 KESSEL RACING	32.981
11	88 LP RACING	33.066
12	21 AF CORSE	33.097
13	3 EASY RACE	33.195
14	7 CECCATO RACING	33.457
15	77 NOVA RACE	33.624
16	399 DIONISIO ERMANNO	34.602
17	321 AF CORSE	35.353
18	333 SR&R	35.751
19	334 SR&R	36.934
20	215 CECCATO RACING	37.678

SEG. 3

1	60 IRON LYNX	37.898
2	25 RS RACING	37.957
3	33 KESSEL RACING	38.117
4	83 IRON LYNX	38.129
5	14 AUDI SPORT ITALIA	38.148
6	12 AUDI SPORT ITALIA	38.274
7	8 AF CORSE	38.339
8	27 SCUDERIA BALDINI 27	38.356
9	11 KESSEL RACING	38.361
10	21 AF CORSE	38.481
11	77 NOVA RACE	38.511
12	63 IMPERIALE RACING	38.540
13	7 CECCATO RACING	38.552
14	3 EASY RACE	38.555
15	88 LP RACING	38.814
16	399 DIONISIO ERMANNO	39.214
17	321 AF CORSE	39.443
18	333 SR&R	40.563
19	334 SR&R	41.603
20	215 CECCATO RACING	42.665





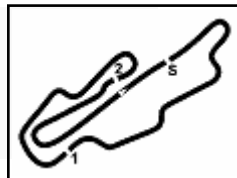
ACI Racing Weekend Mugello, 03-04 Luglio 2021

Campionato Italiano Gran Turismo Endurance - Ideal Time Libere 1

Aut.Int. Mugello 5.245 m

Num. Concorrente	Auto	Seg. 1	Seg. 2	Seg. 3	Ideal Time			
		Diff. 1	Diff. 2	Diff. 3	Miglior Giro	Pos.	Diff.	
1	60 IRON LYNX	Ferrari 488 Evo	36.341	32.123	37.898 +0.739	1'46.362 1'47.101	2	0.739
2	25 RS RACING	Ferrari 488 Evo	36.429	32.188	37.957 +0.089	1'46.574 1'46.663	1	0.089
3	83 IRON LYNX	Ferrari 488 Evo	36.750 +0.216	32.519 +0.279	38.129	1'47.398 1'47.893	4	0.495
4	14 AUDI SPORT ITALIA	AUDI R8 LMS	36.782	32.894	38.148 +0.046	1'47.824 1'47.870	3	0.046
5	33 KESSEL RACING	Ferrari 488 Evo	36.920 +0.231	32.791	38.117 +0.212	1'47.828 1'48.271	6	0.443
6	12 AUDI SPORT ITALIA	AUDI R8 LMS	36.808 +0.118	32.766	38.274	1'47.848 1'47.966	5	0.118
7	27 SCUDERIA BALDINI 27	Ferrari 488 Evo	37.116 +0.106	32.773 +0.191	38.356	1'48.245 1'48.542	9	0.297
8	63 IMPERIALE RACING	Lamborghini Huracán	36.920	32.824	38.540 +0.176	1'48.284 1'48.460	8	0.176
9	8 AF CORSE	Ferrari 488 Evo	37.030 +0.079	32.977	38.339	1'48.346 1'48.425	7	0.079
10	11 KESSEL RACING	Ferrari 488 Evo	37.090	32.981 +0.199	38.361 +0.434	1'48.432 1'49.065	10	0.633
11	21 AF CORSE	Ferrari 488 Evo	36.901 +0.449	33.097 +0.190	38.481 +0.002	1'48.479 1'49.120	12	0.641
12	3 EASY RACE	Ferrari 488 Evo	37.082 +0.234	33.195	38.555	1'48.832 1'49.066	11	0.234
13	88 LP RACING	Lamborghini Huracán	37.047 +0.256	33.066	38.814	1'48.927 1'49.183	13	0.256
14	7 CECCATO RACING	BMW M6	37.495	33.457	38.552	1'49.504 1'49.504	14	
15	77 NOVA RACE	Honda NSX	37.537	33.624	38.511 +0.249	1'49.672 1'49.921	15	0.249
16	399 DIONISIO ERMANNIO	Lamborghini Huracan ST	38.161	34.602	39.214	1'51.977 1'51.977	16	
17	321 AF CORSE	Ferrari 488 Challenge	38.434 +0.267	35.353	39.443 +0.313	1'53.230 1'53.810	17	0.580
18	333 SR&R	Ferrari 488 Challenge	38.748 +0.351	35.751	40.563	1'55.062 1'55.413	18	0.351
19	334 SR&R	Ferrari 458 Challenge	40.470	36.934	41.603	1'59.007 1'59.007	19	
20	215 CECCATO RACING	BMW M4	41.057 +0.281	37.678	42.665 +0.031	2'01.400 2'01.712	20	0.312
Ideal Time Assoluto			36.341	36.341	32.123 37.898	1'46.362		





ACI Racing Weekend Mugello, 03-04 Luglio 2021
Campionato Italiano Gran Turismo Endurance - Analisi Tempi Libere 1

Aut.Int. Mugello 5.245 m

1 / 5

3 Easy Race (1'49.066)

Giro	Seg.1	Seg.2	Seg.3	T. Giro	km/h	Local Time
1	49.247	45.371	3'19.834	4'54.452P	155,8	11:40'26.888
2	44.755	39.468	40.107	2'04.330P	169,5	11:47'25.670
3	38.517	34.338	38.880	1'51.735	254,1	11:49'17.405
4	37.913	37.443	42.179	1'57.535	255,3	11:51'14.940
5	37.545	35.138	5'52.051	7'04.734P	255,3	11:58'19.674
6	49.033	35.858	39.447	2'04.338P		12:00'24.012
7	37.528	33.288	39.008	1'49.824	252,9	12:02'13.836
8	37.316	33.195	38.555	1'49.066	252,9	12:04'02.902
9	38.145			3'45.228P	254,1	12:07'48.130
10	44.021	33.912	39.314	1'57.247P	170,1	12:09'45.377
11	37.619	33.467	39.046	1'50.132	254,7	12:11'35.509
12	37.459	33.372	38.898	1'49.729	252,3	12:13'25.238
13	37.543	33.601	39.143	1'50.287	253,5	12:15'15.525
14	37.583			4'02.160P	251,7	12:19'17.685
15	41.638	33.852	38.709	1'54.199P	169,8	12:21'11.884
16	37.407	33.324	38.688	1'49.419	257,1	12:23'01.303
17	37.318	33.603	38.685	1'49.606	254,1	12:24'50.909
18	37.082	33.438	3'00.251	4'10.771P	255,3	12:29'01.680
19	43.277	36.280	39.180	1'58.737P	161,0	12:31'00.417
20	37.724	34.375	39.060	1'51.159	255,9	12:32'51.576
21	37.589	33.908	38.941	1'50.438	255,9	12:34'42.014
22	37.616	33.548	38.841	1'50.005	255,3	12:36'32.019
23	37.552	34.135	39.054	1'50.741	254,1	12:38'22.760
24	37.461	34.184	39.628	1'51.273	252,3	12:40'14.033

2	37.527	33.092	38.401	1'49.020	251,2	11:44'36.827
3	37.109	32.977	38.339	1'48.425	253,5	11:46'25.252
4	38.225			3'04.820P	255,3	11:49'30.072
5	41.883	33.753	40.567	1'56.203P	171,2	11:51'26.275
6	37.030	43.649	8'03.017	9'23.696P	254,7	12:00'49.971
7	51.723	41.526	43.582	2'16.831P	133,7	12:03'06.802
8	41.217	38.119	41.342	2'00.678	247,1	12:05'07.480
9	39.425	36.192	40.463	1'56.080	249,4	12:07'03.560
10	38.831	35.488	39.961	1'54.280	250,0	12:08'57.840
11	38.749	34.969	39.655	1'53.373	248,8	12:10'51.213
12	38.061	34.382	39.251	1'51.694	251,2	12:12'42.907
13	38.174	34.408	39.642	1'52.224	251,2	12:14'35.131
14	38.041	34.773	40.212	1'53.026	251,2	12:16'28.157
15	38.009	34.153	39.305	1'51.467	251,7	12:18'19.624
16	37.844	34.226	38.913	1'50.983	251,7	12:20'10.607
17	39.462	34.655	39.359	1'53.476	254,1	12:22'04.083
18	38.928			3'46.793P	252,3	12:25'50.876
19	42.692	34.366	39.088	1'56.146P	170,9	12:27'47.022
20	37.983	34.131	39.085	1'51.199	251,2	12:29'38.221
21	37.849	33.764	40.198	1'51.811	252,3	12:31'30.032
22	38.083	34.245	39.209	1'51.537	250,0	12:33'21.569
23	37.897	33.870	38.971	1'50.738	251,7	12:35'12.307
24	37.914	35.191	38.800	1'51.905	252,3	12:37'04.212
25	37.938	33.553	38.947	1'50.438	251,7	12:38'54.650
26	37.821	33.812	38.812	1'50.445	252,3	12:40'45.095

11 Kessel Racing (1'49.065)

Giro	Seg.1	Seg.2	Seg.3	T. Giro	km/h	Local Time
1	52.111	44.157	48.017	2'24.285P	128,9	11:42'32.340
2	48.085	44.395	42.551	2'15.031	157,4	11:44'47.371
3	44.312	37.674	41.544	2'03.530	245,5	11:46'50.901
4	38.008	33.483	2'39.870	3'51.361P	253,5	11:50'42.262
5	41.100	45.701	6'23.689	7'50.490P	169,8	11:58'32.752
6	42.362	34.911	39.070	1'56.343P	171,4	12:00'29.095
7	37.812	33.340	38.361	1'49.513	252,3	12:02'18.608
8	37.850	33.299	38.453	1'49.602	254,1	12:04'08.210
9	37.365	32.981	4'00.964	5'11.310P	252,9	12:09'19.520
10	43.885	34.361	38.857	1'57.103P	168,5	12:11'16.623
11	37.672	34.258	38.560	1'50.490	253,5	12:13'07.113
12	37.090	33.180	38.795	1'49.065	252,9	12:14'56.178
13	37.584	34.274	3'12.967	4'24.825P	252,9	12:19'21.003
14	41.001	34.547	38.677	1'54.225P	170,9	12:21'15.228
15	37.771	33.288	38.976	1'50.035	254,7	12:23'05.263
16	37.349			2'40.285P	254,1	12:25'45.548
17	54.501	42.815	45.422	2'22.738P	143,6	12:28'08.286
18	42.148	38.938	42.828	2'03.914	249,4	12:30'12.200
19	43.306	39.761	42.762	2'05.829	248,3	12:32'18.029
20	41.596	40.260	43.536	2'05.392	249,4	12:34'23.421
21	40.983	38.694	42.140	2'01.817	250,0	12:36'25.238
22	40.868	39.158	42.701	2'02.727	249,4	12:38'27.965
23	40.546	38.533	42.009	2'01.088	250,0	12:40'29.053

12 Audi Sport Italia (1'47.966)

Giro	Seg.1	Seg.2	Seg.3	T. Giro	km/h	Local Time
1	44.631	34.962	41.181	2'00.774P	156,5	11:43'50.142
2	39.556	34.449	38.365	1'52.370	254,1	11:45'42.512
3	36.926	32.766	38.274	1'47.966	255,9	11:47'30.478
4	37.855	34.202	44.645	1'56.702	257,8	11:49'27.180
5	37.024	33.433	45.346	1'55.803	255,9	11:51'22.983

7 Ceccato Racing (1'49.504)

Giro	Seg.1	Seg.2	Seg.3	T. Giro	km/h	Local Time
1	45.039	36.746	2'30.745	3'52.530P	159,1	11:45'29.997
2	42.765	35.801	39.349	1'57.915P	168,2	11:47'27.912
3	37.862	33.719	38.575	1'50.156	259,0	11:49'18.068
4	37.666	35.908	39.658	1'53.232	262,1	11:51'11.300
5	37.906	35.867	6'52.899	8'06.672P	260,2	11:59'17.972
6	42.655	34.097	40.553	1'57.305P	163,4	12:01'15.277
7	38.289	33.984	39.971	1'52.244	257,8	12:03'07.521
8	37.960	33.798	39.189	1'50.947	260,2	12:04'58.468
9	37.495	33.457	38.552	1'49.504	258,4	12:06'47.972
10	37.580	35.009	39.690	1'52.279	259,0	12:08'40.251
11	37.654	33.719	38.644	1'50.017	257,1	12:10'30.268
12	37.744			3'26.593P	258,4	12:13'56.861
13	41.893	34.130	38.955	1'54.978P	170,1	12:15'51.839
14	37.956	35.710	39.791	1'53.457	258,4	12:17'45.296
15	37.769	33.698	38.656	1'50.123	259,0	12:19'35.419
16	37.688	33.759	2'41.545	3'52.992P	259,6	12:23'28.411
17	43.590	35.086	39.595	1'58.271P	170,3	12:25'26.682
18	38.355	34.062	38.821	1'51.238	258,4	12:27'17.920
19	37.758	34.381	38.672	1'50.811	260,2	12:29'08.731
20	37.592	34.089	38.713	1'50.394	260,9	12:30'59.125
21	37.637	34.028	38.781	1'50.446	260,2	12:32'49.571
22	37.885			2'27.006P	259,0	12:35'16.577
23	46.253	33.807	38.786	1'58.846P		12:37'15.423
24	37.821	33.599	38.876	1'50.296	259,6	12:39'05.719
25	37.788	34.091	38.942	1'50.821	260,2	12:40'56.540

8 AF Corse (1'48.425)

Giro	Seg.1	Seg.2	Seg.3	T. Giro	km/h	Local Time
1	45.426	35.909	40.485	2'01.820P	168,2	11:42'47.807

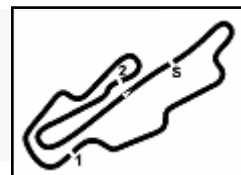
02/07/2021

P = Box In/Out - C = Tempo Invalidato



Powered by FICr PERUGIA TIMING





ACI Racing Weekend Mugello, 03-04 Luglio 2021
Campionato Italiano Gran Turismo Endurance - Analisi Tempi Libere 1

Aut.Int. Mugello 5.245 m

2 / 5

6	36.808	45.198	7'09.077	8'31.083P	253,5	11:59'54.066	8	37.443	33.256	38.614	1'49.313	251,2	12:09'22.869
7	42.624	33.362	38.591	1'54.577P	151,7	12:01'48.643	9	38.178	34.202	3'40.778	4'53.158P	252,9	12:14'16.027
8	37.114	33.114	38.364	1'48.592	249,4	12:03'37.235	10	43.737	35.219	41.066	2'00.022P	164,1	12:16'16.049
9	36.961	34.024	38.767	1'49.752	254,1	12:05'26.987	11	38.747	34.586	40.005	1'53.338	250,0	12:18'09.387
10	37.088	32.865	38.951	1'48.904	255,3	12:07'15.891	12	38.324	35.339	39.779	1'53.442	251,2	12:20'02.829
11	37.458	33.552	38.713	1'49.723	252,3	12:09'05.614	13	38.346	34.378	39.382	1'52.106	251,7	12:21'54.935
12	37.412	34.226	41.008	1'52.646	255,3	12:10'58.260	14	38.097	34.312	39.348	1'51.757	252,3	12:23'46.692
13	37.229	33.009	39.564	1'49.802	253,5	12:12'48.062	15	38.323	34.005	42.846	1'55.174	252,3	12:25'41.866
14	37.488			3'55.251P	250,6	12:16'43.313	16	38.534	34.220	39.289	1'52.043	254,7	12:27'33.909
15	48.289	39.952	43.672	2'11.913P	150,0	12:18'55.226	17	37.952	34.819	39.420	1'52.191	253,5	12:29'26.100
16	37.346	33.190	38.297	1'48.833	254,1	12:20'44.059	18	38.487	34.445	39.517	1'52.449	252,9	12:31'18.549
17	37.289	34.244	4'48.290	5'59.823P		12:26'43.882	19	38.092	34.508	40.425	1'53.025	251,7	12:33'11.574
18	43.241	34.657	39.707	1'57.605P	168,0	12:28'41.487	20	38.783	35.777	41.293	1'55.853	255,3	12:35'07.427
19	37.481	33.537	38.921	1'49.939	254,7	12:30'31.426	21	38.359	34.446	39.505	1'52.310	255,3	12:36'59.737
20	37.162	33.120	38.845	1'49.127	253,5	12:32'20.553	22	38.278	34.423	39.290	1'51.991	254,7	12:38'51.728
21	39.114	34.244	38.895	1'52.253	254,7	12:34'12.806	23	38.185	34.201	40.129	1'52.515	252,3	12:40'44.243
22	37.323	33.659	38.903	1'49.885	255,3	12:36'02.691							
23	37.285	33.148	38.708	1'49.141	254,7	12:37'51.832							
24	37.081	33.198	39.266	1'49.545	255,3	12:39'41.377							
25	37.211	33.043	38.611	1'48.865	254,7	12:41'30.242							

25 RS Racing (1'46.663)

Giro	Seg.1	Seg.2	Seg.3	T. Giro	km/h	Local Time
1	42.201	33.712	38.605	1'54.518P	169,8	11:44'12.546
2	36.719	32.921	38.102	1'47.742	254,1	11:46'00.288
3	36.929	32.308	37.957	1'47.194	254,7	11:47'47.482
4	37.557	36.481	39.370	1'53.408	254,7	11:49'40.890
5	36.429	32.188	38.046	1'46.663	252,9	11:51'27.553
6	36.698	43.660	6'18.800	7'39.158P	255,9	11:59'06.711
7	41.055	36.523	48.594	2'06.172P	172,5	12:01'12.883
8	38.212	33.925	40.614	1'52.751	251,7	12:03'05.634
9	36.600	32.484	4'59.807	6'08.891P	254,7	12:09'14.525
10	43.960	36.311	40.441	2'00.712P	170,3	12:11'15.237
11	40.150	36.997	39.765	1'56.912	249,4	12:13'12.149
12	38.387	34.819	39.024	1'52.230	251,2	12:15'04.379
13	38.035	33.950	38.986	1'50.971	251,2	12:16'55.350
14	38.224	35.805	39.109	1'53.138	252,3	12:18'48.488
15	38.358	34.908	3'02.544	4'15.810P	251,7	12:23'04.298
16	42.532	36.992	39.329	1'58.853P	170,1	12:25'03.151
17	38.202	34.203	39.045	1'51.450	252,3	12:26'54.601
18	38.126	33.997	39.189	1'51.312	252,9	12:28'45.913
19	37.831	34.026	39.047	1'50.904	252,9	12:30'36.817
20	37.729	34.083	38.937	1'50.749	252,3	12:32'27.566
21	37.849	34.448	39.299	1'51.596	253,5	12:34'19.162
22	37.903	34.031	38.800	1'50.734	253,5	12:36'09.896
23	38.794	34.226	39.266	1'52.286	255,3	12:38'02.182
24	37.985	34.491	39.155	1'51.631	252,9	12:39'53.813
25	37.643	34.078	39.011	1'50.732	252,3	12:41'44.545

14 Audi Sport Italia (1'47.870)

Giro	Seg.1	Seg.2	Seg.3	T. Giro	km/h	Local Time
						11:41'31.758
1	43.284	35.502	38.871	1'57.657P	169,5	11:43'29.415
2	37.093	33.102	38.148	1'48.343	255,9	11:45'17.758
3	36.948	35.861	41.300	1'54.109	257,1	11:47'11.867
4	36.782	32.894	38.194	1'47.870	256,5	11:48'59.737
5	37.754	36.272	40.223	1'54.249	255,9	11:50'53.986
6	37.037	36.490	1'15.809	2'29.336	255,9	11:53'23.322
7	1'19.736			5'03.491P		11:58'26.813
8	47.100	36.245	40.080	2'03.425P	157,7	12:00'30.238
9	37.652	33.537	38.544	1'49.733	255,3	12:02'19.971
10	37.482	33.403	38.539	1'49.424	256,5	12:04'09.395
11	37.448	33.643	39.995	1'51.086	256,5	12:06'00.481
12	37.174	33.456	41.603	1'52.233	254,7	12:07'52.714
13	37.292	33.461	38.507	1'49.260	253,5	12:09'41.974
14	38.699			3'06.115P	255,3	12:12'48.089
15	42.635	33.776	38.813	1'55.224P	171,7	12:14'43.313
16	38.005	33.987	38.872	1'50.864	255,3	12:16'34.177
17	37.260	33.345	38.561	1'49.166	254,7	12:18'23.343
18	37.639	33.715	38.843	1'50.197	259,6	12:20'13.540
19	38.271	34.480	41.647	1'54.398	257,1	12:22'07.938
20	37.495	33.468	38.448	1'49.411	256,5	12:23'57.349
21	38.307			5'32.272P	255,9	12:29'29.621
22	41.413	34.919	40.106	1'56.438P	172,2	12:31'26.059
23	37.665	33.621	38.425	1'49.711	254,7	12:33'15.770
24	37.545	33.613	39.956	1'51.114	257,8	12:35'06.884
25	37.463	33.722	38.573	1'49.758	257,8	12:36'56.642
26	37.644	33.560	38.482	1'49.686	255,3	12:38'46.328

21 AF Corse (1'49.120)

Giro	Seg.1	Seg.2	Seg.3	T. Giro	km/h	Local Time
						11:40'18.427
1	44.769	34.726	1'57.416	3'16.911P	160,2	11:43'35.338
2	41.839	34.050	38.990	1'54.879P	169,5	11:45'30.217
3	37.951	33.199	38.481	1'49.631	254,7	11:47'19.848
4	36.901	34.110	39.010	1'50.021	255,3	11:49'09.869
5	37.350	33.287	38.483	1'49.120	252,9	11:50'58.989
6	37.184	35.229	13'29.395	14'41.808P	252,9	12:05'40.797
7	40.833	33.097	38.829	1'52.759P	168,5	12:07'33.556

27 Scuderia Baldini 27 (1'48.542)

Giro	Seg.1	Seg.2	Seg.3	T. Giro	km/h	Local Time
						11:42'56.887
1	43.810	34.869	2'29.831	3'48.510P	166,9	11:46'45.397
2	41.200	33.163	38.582	1'52.945P		11:48'38.342
3	37.763	32.773	38.570	1'49.106	252,9	11:50'27.448
4	37.232	33.065	38.624	1'48.921	254,7	11:52'16.369
5	59.337	1'10.771	4'23.015	6'33.123P		11:58'49.492
6	43.663	36.730	38.670	1'59.063P	156,1	12:00'48.555
7	37.409	33.055	38.500	1'48.964	251,2	12:02'37.519
8	37.659	33.187	3'40.434	4'51.280P	251,7	12:07'28.799
9	46.040	39.125	40.814	2'05.979P	145,0	12:09'34.778
10	38.321	34.267	38.942	1'51.530	249,4	12:11'26.308
11	37.956	33.851	38.836	1'50.643	252,3	12:13'16.951
12	38.777	34.607	38.792	1'52.176	252,9	12:15'09.127

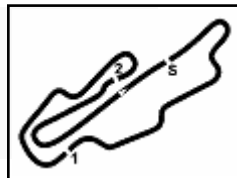
02/07/2021

P = Box In/Out - C = Tempo Invalidato



Powered by FICr PERUGIA TIMING





ACI Racing Weekend Mugello, 03-04 Luglio 2021
Campionato Italiano Gran Turismo Endurance - Analisi Tempi Libere 1

Aut.Int. Mugello 5.245 m

4 / 5

20	40.869	34.308	38.898	1'54.075	260,9	12:32'07.056	5	44.012	1'13.785	5'02.605	7'00.402P	238,9	11:58'52.511
21	37.638	35.362	38.675	1'51.675	260,9	12:33'58.731	6	45.856	38.775	45.055	2'09.686P	156,7	12:01'02.197
22	37.537	33.624	38.760	1'49.921	260,2	12:35'48.652	7	41.878	41.901	43.947	2'07.726	236,8	12:03'09.923
23	37.741	33.815	38.881	1'50.437	260,2	12:37'39.089	8	41.711	38.352	43.363	2'03.426	240,5	12:05'13.349

83 Iron Lynx (1'47.893)

Giro	Seg.1	Seg.2	Seg.3	T. Giro	km/h	Local Time
1	43.838			3'25.991P		11:42'56.843
2				1'48.018		11:46'22.834
3				1'52.306		11:50'03.158
4	36.750	32.519	38.731	1'48.000	254,1	11:51'51.158
5	37.355	1'04.359	5'17.972	6'59.686P	255,3	11:58'50.844
6	42.933	39.989	42.597	2'05.519P	167,7	12:00'56.363
7	38.512	35.888	39.508	1'53.908	251,2	12:02'50.271
8	36.966	32.798	38.129	1'47.893	256,5	12:04'38.164
9	36.798	33.664	5'18.170	6'28.632P	257,1	12:11'06.796
10	45.779	39.784	42.860	2'08.423P	173,4	12:13'15.219
11	41.151	35.415	40.531	1'57.097	250,0	12:15'12.316
12	39.131	35.602	40.066	1'54.799	251,2	12:17'07.115
13	38.910	36.654	40.501	1'56.065	252,3	12:19'03.180
14	38.516	36.903	39.876	1'55.295	254,1	12:20'58.475
15	38.455	34.625	39.544	1'52.624	255,3	12:22'51.099
16	38.384	34.399	39.392	1'52.175	251,7	12:24'43.274
17	38.243	34.483	39.286	1'52.012	254,1	12:26'35.286
18	38.421	35.894	4'02.431	5'16.746P	255,9	12:31'52.032
19	42.674	35.342	40.204	1'58.220P	172,5	12:33'50.252
20	38.256	34.287	39.371	1'51.914	256,5	12:35'42.166
21	38.117	34.510	40.890	1'53.517	257,8	12:37'35.683
22	38.240	33.973	39.231	1'51.444	251,7	12:39'27.127

321 AF Corse (1'53.810)

Giro	Seg.1	Seg.2	Seg.3	T. Giro	km/h	Local Time
1	48.786	41.940	42.372	2'13.098P	162,7	11:47'32.557
2	39.897	36.593	40.256	1'56.746	264,7	11:49'29.303
3	39.039	37.185	42.793	1'59.017	264,1	11:51'28.320
4	38.899	42.105	1'26.281	2'47.285	264,7	11:54'15.605
5	1'19.461	1'13.111	4'00.303	6'32.875P		12:00'48.480
6	46.565	41.444	50.651	2'18.660P	144,6	12:03'07.140
7	43.595	37.890	40.569	2'02.054	218,2	12:05'09.194
8	39.447	36.553	40.311	1'56.311	262,8	12:07'05.505
9	39.345	36.660	40.261	1'56.266	263,4	12:09'01.771
10	41.280	38.473	2'46.604	6'06.357P	262,1	12:13'08.128
11	43.631	36.085	40.008	1'59.724P	174,5	12:15'07.852
12	38.519	36.302	39.443	1'54.264	262,8	12:17'02.116
13	38.434	35.686	39.949	1'54.069	263,4	12:18'56.185
14	38.569	35.727	39.772	1'54.068	264,1	12:20'50.253
15	38.701	35.353	39.756	1'53.810	262,8	12:22'44.063
16	39.456	35.934	5'22.037	6'37.427P	262,1	12:29'21.490
17	45.994	37.097	42.642	2'05.733P	161,0	12:31'27.223
18	39.585	38.180	40.846	1'58.611	262,1	12:33'25.834
19	40.029	37.058	40.609	1'57.696	263,4	12:35'23.530
20	41.170	38.065	44.243	2'03.478	261,5	12:37'27.008
21	40.221	37.268	41.751	1'59.240	264,1	12:39'26.248
22	41.297	37.522	42.882	2'01.701	238,4	12:41'27.949

88 LP Racing (1'49.183)

Giro	Seg.1	Seg.2	Seg.3	T. Giro	km/h	Local Time
1	44.086	36.564	2'04.696	3'25.346P	168,5	11:41'40.957
2	41.480	34.325	39.494	1'55.299P	168,2	11:47'01.602
3	38.082	34.035	39.683	1'51.800	250,6	11:48'53.402
4	38.146	33.748	39.177	1'51.071	250,6	11:50'44.473
5	38.113	7'00.213	9'56.429	17'34.755P	250,6	12:08'19.228
6	42.829	35.279	41.596	1'59.704P	169,5	12:10'18.932
7	39.219	35.901	1'39.922	2'55.042P	247,1	12:13'13.974
8	44.809	37.027	45.111	2'06.947P	170,9	12:15'20.921
9	38.780	34.210	39.402	1'52.392	247,7	12:17'13.313
10	38.014	35.033	39.327	1'52.374	249,4	12:19'05.687
11	37.786	36.492	39.689	1'53.967	251,2	12:20'59.654
12	38.120			2'40.865P	251,7	12:23'40.519
13	42.095	33.535	39.345	1'54.975P	170,1	12:25'35.494
14	37.368	33.552	38.879	1'49.799	250,6	12:27'25.293
15	37.047	34.389	1'53.359	3'04.795P	251,2	12:30'30.088
16	40.787	33.645	39.741	1'54.173P	170,3	12:32'24.261
17	37.049	36.373	39.338	1'52.760	251,2	12:34'17.021
18	37.200	33.133	39.085	1'49.418	250,6	12:36'06.439
19	37.303	33.066	38.814	1'49.183	250,6	12:37'55.622

333 SR&R (1'55.413)

Giro	Seg.1	Seg.2	Seg.3	T. Giro	km/h	Local Time
1	51.668	42.169	43.651	2'17.488P	130,3	11:45'11.595
2	41.830	39.426	41.634	2'02.890		11:47'14.485
3	40.228	37.875	41.821	1'59.924	261,5	11:49'14.409
4	40.278	39.296	8'11.090	9'30.664P	260,2	11:58'45.073
5	48.117	38.930	41.370	2'08.417P	145,6	12:00'53.490
6	39.183	37.911	41.792	1'58.886		12:02'52.376
7	38.844	36.283	40.785	1'55.912	259,0	12:04'48.288
8	38.748	36.294	40.806	1'55.848	259,6	12:06'44.136
9	39.447	36.760	3'48.741	5'04.948P	259,0	12:11'49.084
10	45.131	37.221	40.976	2'03.328P	172,2	12:13'52.412
11	39.617	36.423	40.993	1'57.033	258,4	12:15'49.445

215 Ceccato Racing (2'01.712)

Giro	Seg.1	Seg.2	Seg.3	T. Giro	km/h	Local Time
1	51.174	40.544	2'31.428	4'03.146P	149,0	11:45'39.271
2	46.055	37.685	43.017	2'06.757P	154,1	11:47'46.028
3	41.662	38.180	43.201	2'03.043	237,4	11:49'49.071
4	41.566	38.070	43.402	2'03.038	238,4	11:51'52.109

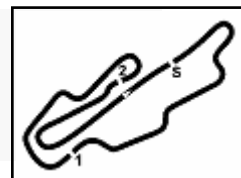
02/07/2021

P = Box In/Out - C = Tempo Invalidato



Powered by FICr PERUGIA TIMING





Aut.Int. Mugello 5.245 m

5 / 5

ACI Racing Weekend Mugello, 03-04 Luglio 2021

Campionato Italiano Gran Turismo Endurance - Analisi Tempi Libere 1

12	39.509	38.440	2'58.490	4'16.439P	257,1	12:20'05.884
13	45.842	38.214	7'42.571	9'06.627P	170,1	12:29'12.511
14	44.274	37.735	41.297	2'03.306P	171,2	12:31'15.817
15	39.099	35.751	40.563	1'55.413	259,0	12:33'11.230
16	38.772	35.877	40.780	1'55.429	259,6	12:35'06.659
17	41.420	38.055	2'05.625	3'25.100P	259,6	12:38'31.759
18	46.824	38.075	41.168	2'06.067P	144,0	12:40'37.826

334 SR&R (1'59.007)

Giro	Seg.1	Seg.2	Seg.3	T. Giro	km/h	Local Time
						11:43'45.719
1	58.792	48.279	3'13.496	5'00.567P	110,3	11:48'46.286
2	54.151	42.337	44.872	2'21.360P	134,0	11:51'07.646
3	42.860	42.067	7'18.696	8'43.623P	252,9	11:59'51.269
4	55.556	43.373	47.227	2'26.156P		12:02'17.425
5	46.874	40.728	44.425	2'12.027	245,5	12:04'29.452
6	41.784	39.940	6'38.043	7'59.767P	253,5	12:12'29.219
7	45.441	39.837	43.902	2'09.180P	162,2	12:14'38.399
8	40.703	37.063	41.708	1'59.474	254,1	12:16'37.873
9	40.470	36.934	41.603	1'59.007	255,3	12:18'36.880
10	42.472	38.036	4'20.590	5'41.098P	255,9	12:24'17.978
11	47.921	40.233	43.152	2'11.306P	155,8	12:26'29.284
12	41.762	39.813	42.921	2'04.496	253,5	12:28'33.780
13	41.946	40.769	3'18.311	4'41.026P	251,7	12:33'14.806
14	55.529	39.402	43.084	2'18.015P		12:35'32.821
15	42.086	38.851	43.324	2'04.261	253,5	12:37'37.082

399 Dionisio Ermanno (1'51.977)

Giro	Seg.1	Seg.2	Seg.3	T. Giro	km/h	Local Time
						11:41'22.359
1	54.667	41.493	42.376	2'18.536P	155,0	11:43'40.895
2	38.472	35.021	39.429	1'52.922	255,9	11:45'33.817
3	38.406	35.768	41.475	1'55.649	259,0	11:47'29.466
4	38.161	34.602	39.214	1'51.977	259,6	11:49'21.443
5	39.469		3'19.425P	257,1	11:52'40.868	
6	1'24.372		6'01.812P	147,9	11:58'42.680	
7	49.157	43.026	49.527	2'21.710P	160,5	12:01'04.390
8	49.385		2'40.318P	140,1	12:03'44.708	
9	45.493	39.489	42.614	2'07.596P	169,3	12:05'52.304
10	40.776	37.955	42.421	2'01.152	249,4	12:07'53.456
11	40.404	37.887	42.049	2'00.340	251,7	12:09'53.796
12	39.813	37.513	41.143	1'58.469	252,3	12:11'52.265
13	40.024	36.966	40.756	1'57.746	252,9	12:13'50.011
14	39.550	36.417	40.535	1'56.502	252,9	12:15'46.513
15	40.839		3'17.713P	253,5	12:19'04.226	
16	51.680	44.122	43.896	2'19.698P		12:21'23.924
17	41.680	38.228	42.464	2'02.372	251,7	12:23'26.296
18	40.658	37.627	42.765	2'01.050	252,9	12:25'27.346
19	40.619	38.645	41.956	2'01.220	255,3	12:27'28.566
20	41.158	37.855	41.981	2'00.994	255,3	12:29'29.560
21	41.112	38.111	42.426	2'01.649	255,9	12:31'31.209
22	41.377		3'44.703P	257,8	12:35'15.912	
23	49.700	37.656	42.619	2'09.975P		12:37'25.887
24	40.501	37.143	41.931	1'59.575	248,3	12:39'25.462
25	40.822	37.450	41.369	1'59.641	254,7	12:41'25.103

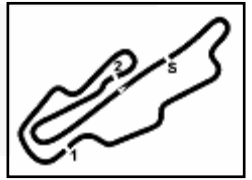
02/07/2021

P = Box In/Out - C = Tempo Invalidato



Powered by FICr PERUGIA TIMING

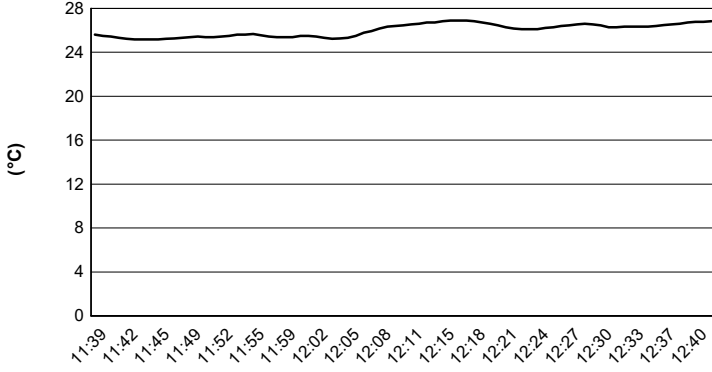




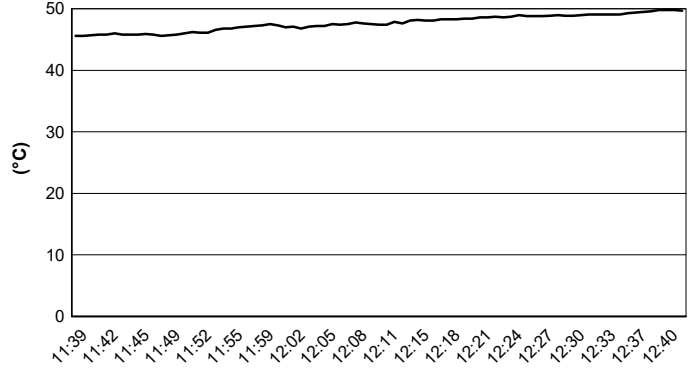
Aut.Int. Mugello 5.245 m

ACI Racing Weekend Mugello, 03-04 Luglio 2021
Campionato Italiano Gran Turismo Endurance - Meteo Libere 1
Session started 11:40 - Session ended 12:41

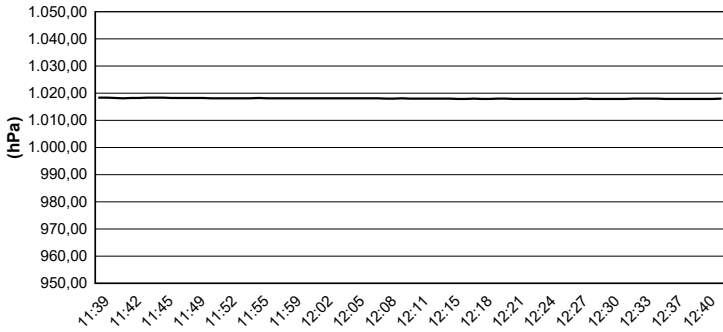
Air Temperature



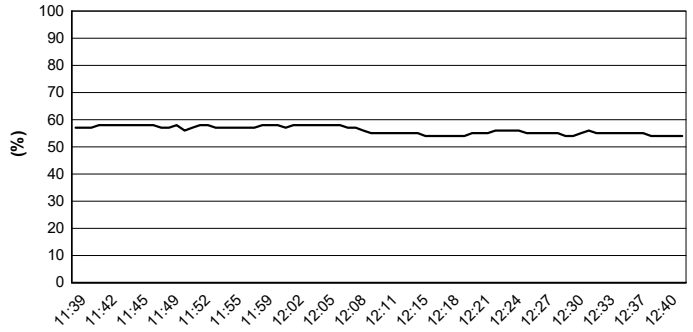
Track Temperature



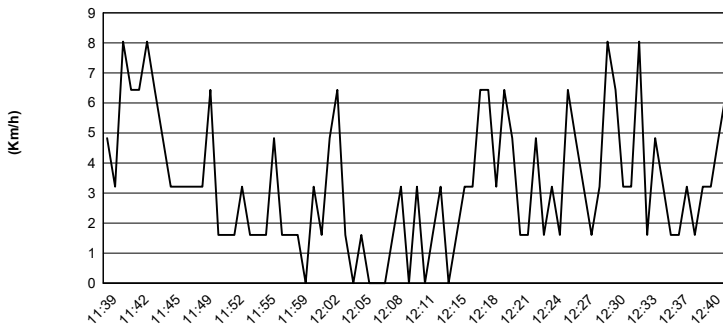
Air Pressure



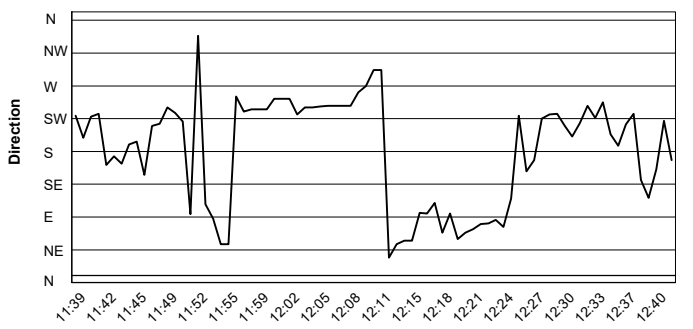
Humidity



Wind Speed



Wind Direction



02/07/2021

