

ACI Racing Weekend Vallelunga, 18-19 Settembre 2021

Campionato Italiano Gran Turismo Endurance - Classifica Libere 1

Vallelunga auto 4.085 m

1 / 2

	Conducente 1 Num. Concorrente	Conducente 2 Team	Conducente 3 Auto	Classe	Tempo	Dist.	Media	Giri
1	12 DRUDI Mattia (ITA) AUDI SPORT ITALIA	FERRARI Lorenzo (ITA) Audi Sport Italia	AGOSTINI Riccardo (ITA) AUDI R8 LMS	GT3PR	1'32.856		158,374	10
2	63 DI FOLCO Alberto (ITA) IMPERIALE RACING	AMICI Andrea (ITA) Imperiale Racing	MIDDLETON Stuart (GBR) LAMBORGHINI HURACÁN	GT3PR	1'33.475	0.619	157,325	30
3	25 DI AMATO Daniele (ITA) RS RACING	VEZZONI Alessandro (ITA) RS Racing	FERRARI 488 EVO	GT3PA	1'33.572	0.716	157,162	28
4	14 SALAQUARDA Filip (CZE) AUDI SPORT ITALIA	BASZ Karol (POL) Audi Sport Italia	POSTIGLIONE Vito (ITA) AUDI R8 LMS	GT3PR	1'33.580	0.724	157,149	18
5	7 COMANDINI Stefano (ITA) CECCATO RACING	ZUG Marius (DEU) Ceccato Racing	SPENGLER Bruno (CAN) BMW M6	GT3PR	1'33.958	1.102	156,517	23
6	27 ZAMPIERI Daniel (CHE) SCUDERIA BALDINI 27	GAI Stefano (ITA) Scuderia Baldini 27	FERRARI 488 EVO	GT3PR	1'33.966	1.110	156,503	25
7	11 EARLE Stephen (USA) KESSEL RACING	SCHIRÒ Niccolò (ITA) Kessel Racing	FERRARI 488 EVO	GT3PA	1'33.976	1.120	156,487	20
8	8 SCHREINER Carrie (DEU) AF CORSE	RODA Giorgio (ITA) AF Corse	FUOCO Antonio (ITA) FERRARI 488 EVO	GT3PA	1'34.446	1.590	155,708	31
9	21 MANN Simon (USA) AF CORSE	VILANDER Toni (FIN) AF Corse	FERRARI 488 EVO	GT3PA	1'34.462	1.606	155,682	15
10	77 MAGNONI Luca (ITA) NOVA RACE	GUIDETTI Jacopo (ITA) Nova Race	HONDA NSX	GT3AM	1'34.603	1.747	155,450	24
11	88 PEROLINI Pietro (ITA) LP RACING	NEGRO Angelo (CAN) LP Racing	VEGLIA Lorenzo (ITA) LAMBORGHINI HURACÁN	GT3PA	1'34.613	1.757	155,433	30
12	3 MANCINELLI Daniel (ITA) EASY RACE	GRECO Matteo (ITA) Easy Race	HOFFER Max (AUT) FERRARI 488 EVO	GT3PR	1'34.795	1.939	155,135	24
13	351 FISCHBAUM Michael (DEU) BONALDI MOTORSPORT	VAIRANI Fabio (ITA) Bonaldi Motorsport	PAVLOVIC Milos (SRB) LAMBORGHINI HURACÁN	GTC	1'35.518	2.662	153,961	25
14	19 AUGUST Paul (LTU) IMPERIALE RACING	BOTTIROLI Antoine (FRA) Imperiale Racing	JAROMIR Jirik (CZE) LAMBORGHINI HURACÁN	GT3AM	1'37.339	4.483	151,080	30
15	333 DEMARCHI Luca (ITA) SR&R	RISITANO Nicholas (ITA) SR&R	BARBOLINI Edoardo (ITA) FERRARI 488 CHALLENGE	GTC	1'40.560	7.704	146,241	12
16	215 NERI Nicola (ITA) CECCATO RACING	FASCICOLO Giuseppe (ITA) Ceccato Racing	NILSSON Alfred (SWE) BMW M4	GT4AM	1'43.112	10.256	142,622	19
17	334 BECAGLI Leonardo (ITA) SR&R	BARATTO Jacopo Michele (ITA) SR&R	FERRARI 458 CHALLENGE	GTC	1'48.996	16.140	134,922	13

Umidità	74%	ARIA	25°C
Condizioni	WET	Pista	28°C

Direttore di Gara : Gianfranco Bonifacio

Direttore di Prova : Alessandro Ferrari

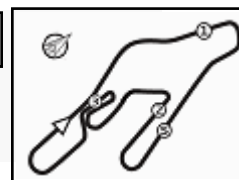
17/09/2021 Inizio 10:54 Fine 12:07

Esposta alle:



Powered by FICr PERUGIA TIMING





ACI Racing Weekend Vallelunga, 18-19 Settembre 2021
Campionato Italiano Gran Turismo Endurance - Classifica Libere 1

Vallelunga auto 4.085 m

2 / 2

Penalty and Infringement

Fastest Laps Sequence

Num.	Concorrente	Naz	Team	Auto	Local Time	Tempo	Dist.	Media
14	F. SALAQUARDA	CZE	Audi Sport Italia	AUDI R8 LMS	10:58'28.115	1'36.822		151,887
14	F. SALAQUARDA	CZE	Audi Sport Italia	AUDI R8 LMS	11:00'02.432	1'34.317	-2.505	155,921
25	D. DI AMATO	ITA	RS Racing	Ferrari 488 Evo	11:02'48.304	1'33.929	-0.388	156,565
25	D. DI AMATO	ITA	RS Racing	Ferrari 488 Evo	11:05'55.937	1'33.572	-0.357	157,162
12	M. DRUDI	ITA	Audi Sport Italia	AUDI R8 LMS	11:14'37.499	1'33.565	-0.007	157,174
12	M. DRUDI	ITA	Audi Sport Italia	AUDI R8 LMS	11:26'22.204	1'32.967	-0.598	158,185
12	M. DRUDI	ITA	Audi Sport Italia	AUDI R8 LMS	11:27'55.060	1'32.856	-0.111	158,374

Direttore di Gara : Gianfranco Bonifacio

Direttore di Prova : Alessandro Ferrari

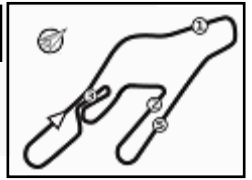
17/09/2021 Inizio 10:54 Fine 12:07

Esposta alle:



Powered by FICr PERUGIA TIMING





Vallelunga auto 4.085 m

ACI Racing Weekend Vallelunga, 18-19 Settembre 2021
Campionato Italiano Gran Turismo Endurance - Best Sectors & Speed Libere 1

MIGLIOR GIRO

1	12	AUDI SPORT ITALIA	AUDI R8 LMS	1'32.856
2	63	IMPERIALE RACING	Lamborghini Huracán	1'33.475
3	25	RS RACING	Ferrari 488 Evo	1'33.572
4	14	AUDI SPORT ITALIA	AUDI R8 LMS	1'33.580
5	7	CECCATO RACING	BMW M6	1'33.958
6	27	SCUDERIA BALDINI 27	Ferrari 488 Evo	1'33.966
7	11	KESSEL RACING	Ferrari 488 Evo	1'33.976
8	8	AF CORSE	Ferrari 488 Evo	1'34.446
9	21	AF CORSE	Ferrari 488 Evo	1'34.462
10	77	NOVA RACE	Honda NSX	1'34.603
11	88	LP RACING	Lamborghini Huracán	1'34.613
12	3	EASY RACE	Ferrari 488 Evo	1'34.795
13	351	BONALDI MOTORSPORT	Lamborghini Huracán	1'35.518
14	19	IMPERIALE RACING	Lamborghini Huracán	1'37.339
15	333	SR&R	Ferrari 488 Challenge	1'40.560
16	215	CECCATO RACING	BMW M4	1'43.112
17	334	SR&R	Ferrari 458 Challenge	1'48.996

SPEED

1	351	BONALDI MOTORSPORT	Lamborghini Huracán	236,3
2	77	NOVA RACE	Honda NSX	232,8
3	333	SR&R	Ferrari 488 Challenge	232,8
4	7	CECCATO RACING	BMW M6	232,3
5	27	SCUDERIA BALDINI 27	Ferrari 488 Evo	230,8
6	8	AF CORSE	Ferrari 488 Evo	230,3
7	63	IMPERIALE RACING	Lamborghini Huracán	229,8
8	14	AUDI SPORT ITALIA	AUDI R8 LMS	229,8
9	3	EASY RACE	Ferrari 488 Evo	229,3
10	21	AF CORSE	Ferrari 488 Evo	229,3
11	11	KESSEL RACING	Ferrari 488 Evo	228,3
12	25	RS RACING	Ferrari 488 Evo	228,3
13	88	LP RACING	Lamborghini Huracán	225,9
14	19	IMPERIALE RACING	Lamborghini Huracán	225,0
15	334	SR&R	Ferrari 458 Challenge	219,1
16	215	CECCATO RACING	BMW M4	210,1

SEG. 1

1	7	CECCATO RACING	11.962
2	27	SCUDERIA BALDINI 27	12.129
3	14	AUDI SPORT ITALIA	12.147
4	25	RS RACING	12.187
5	3	EASY RACE	12.247
6	77	NOVA RACE	12.263
7	21	AF CORSE	12.282
8	11	KESSEL RACING	12.308
9	63	IMPERIALE RACING	12.311
10	88	LP RACING	12.398
11	8	AF CORSE	12.440
12	351	BONALDI MOTORSPOR	12.829
13	19	IMPERIALE RACING	12.904
14	333	SR&R	13.272
15	215	CECCATO RACING	13.568
16	334	SR&R	14.613

SEG. 2

1	63	IMPERIALE RACING	32.111
2	25	RS RACING	32.217
3	14	AUDI SPORT ITALIA	32.279
4	11	KESSEL RACING	32.328
5	8	AF CORSE	32.348
6	27	SCUDERIA BALDINI 27	32.348
7	7	CECCATO RACING	32.361
8	3	EASY RACE	32.492
9	21	AF CORSE	32.569
10	88	LP RACING	32.656
11	351	BONALDI MOTORSPOR	32.828
12	77	NOVA RACE	32.832
13	19	IMPERIALE RACING	33.332
14	333	SR&R	34.489
15	215	CECCATO RACING	35.683
16	334	SR&R	37.642

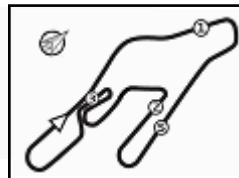
SEG. 3

1	63	IMPERIALE RACING	28.697
2	14	AUDI SPORT ITALIA	28.730
3	25	RS RACING	28.837
4	27	SCUDERIA BALDINI 27	28.854
5	11	KESSEL RACING	28.921
6	7	CECCATO RACING	28.928
7	77	NOVA RACE	28.991
8	8	AF CORSE	28.994
9	88	LP RACING	28.996
10	351	BONALDI MOTORSPOR	29.101
11	21	AF CORSE	29.152
12	3	EASY RACE	29.296
13	19	IMPERIALE RACING	29.565
14	333	SR&R	30.828
15	215	CECCATO RACING	31.060
16	334	SR&R	32.884

SEG. 4

1	14	AUDI SPORT ITALIA	20.194
2	63	IMPERIALE RACING	20.261
3	25	RS RACING	20.309
4	21	AF CORSE	20.326
5	27	SCUDERIA BALDINI 27	20.346
6	7	CECCATO RACING	20.368
7	11	KESSEL RACING	20.376
8	88	LP RACING	20.421
9	77	NOVA RACE	20.440
10	3	EASY RACE	20.470
11	8	AF CORSE	20.540
12	351	BONALDI MOTORSPOR	20.702
13	19	IMPERIALE RACING	21.215
14	333	SR&R	21.923
15	215	CECCATO RACING	22.552
16	334	SR&R	23.857





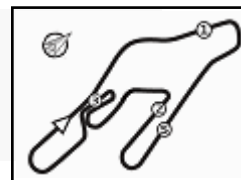
Vallelunga auto 4.085 m

ACI Racing Weekend Vallelunga, 18-19 Settembre 2021

Campionato Italiano Gran Turismo Endurance - Ideal Time Libere 1

Num. Concorrente	Auto	Seg. 1	Seg. 2	Seg. 3	Seg. 4	Ideal Time			
		Diff. 1	Diff. 2	Diff. 3	Diff. 4	Miglior Giro	Pos.	Diff.	
1	14 AUDI SPORT ITALIA	AUDI R8 LMS	12.147 +0.008	32.279 +0.142	28.730	20.194 +0.080	1'33.350 1'33.580	4	0.230
2	63 IMPERIALE RACING	Lamborghini Huracán	12.311	32.111 +0.069	28.697	20.261 +0.026	1'33.380 1'33.475	2	0.095
3	25 RS RACING	Ferrari 488 Evo	12.187	32.217 +0.022	28.837	20.309	1'33.550 1'33.572	3	0.022
4	7 CECCATO RACING	BMW M6	11.962 +0.231	32.361 +0.073	28.928	20.368 +0.035	1'33.619 1'33.958	5	0.339
5	27 SCUADERIA BALDINI 27	Ferrari 488 Evo	12.129 +0.014	32.348	28.854 +0.275	20.346	1'33.677 1'33.966	6	0.289
6	11 KESSEL RACING	Ferrari 488 Evo	12.308	32.328	28.921 +0.040	20.376 +0.003	1'33.933 1'33.976	7	0.043
7	8 AF CORSE	Ferrari 488 Evo	12.440 +0.098	32.348	28.994	20.540 +0.026	1'34.322 1'34.446	8	0.124
8	21 AF CORSE	Ferrari 488 Evo	12.282 +0.014	32.569	29.152 +0.119	20.326	1'34.329 1'34.462	9	0.133
9	88 LP RACING	Lamborghini Huracán	12.398 +0.096	32.656	28.996 +0.046	20.421	1'34.471 1'34.613	11	0.142
10	3 EASY RACE	Ferrari 488 Evo	12.247	32.492	29.296 +0.290	20.470	1'34.505 1'34.795	12	0.290
11	77 NOVA RACE	Honda NSX	12.263	32.832	28.991	20.440 +0.077	1'34.526 1'34.603	10	0.077
12	351 BONALDI MOTORSPOR	Lamborghini Huracán	12.829 +0.058	32.828	29.101	20.702	1'35.460 1'35.518	13	0.058
13	19 IMPERIALE RACING	Lamborghini Huracán	12.904	33.332	29.565 +0.177	21.215 +0.146	1'37.016 1'37.339	14	0.323
14	333 SR&R	Ferrari 488 Challenge	13.272 +0.007	34.489 +0.041	30.828	21.923	1'40.512 1'40.560	15	0.048
15	215 CECCATO RACING	BMW M4	13.568 +0.231	35.683	31.060	22.552 +0.018	1'42.863 1'43.112	16	0.249
16	334 SR&R	Ferrari 458 Challenge	14.613	37.642	32.884	23.857	1'48.996 1'48.996	17	
	12 AUDI SPORT ITALIA	AUDI R8 LMS			Tratto Mancante		1'32.856		
	Ideal Time Assoluto		11.962	32.111	28.697	20.194	1'32.964		





ACI Racing Weekend Vallelunga, 18-19 Settembre 2021
Campionato Italiano Gran Turismo Endurance - Analisi Tempi Libere 1

Vallelunga auto 4.085 m

1 / 4

3 Easy Race (1'34.795)							
Giro	Seg.1	Seg.2	Seg.3	Seg.4	T. Giro	km/h	Local Time
1	18.302	35.639	30.392	1'24.118	2'48.451P	218,6	10:59'17.709
2	16.073	33.325	29.606	20.683	1'39.687P	225,5	11:00'57.396
3	12.721	32.957	29.646	20.574	1'35.898	226,4	11:02'33.294
4	12.573	32.762	29.494	20.789	1'35.618	226,4	11:04'08.912
5	12.567	32.997	29.316	20.600	1'35.480	226,4	11:05'44.392
6	12.425	33.124	29.443	20.537	1'35.529	225,5	11:07'19.921
7	12.373	32.808	29.790	20.846	1'35.817	225,9	11:08'55.738
8	14.104	33.256	29.472	4'56.067	6'12.899P	225,0	11:15'08.637
9	16.094	33.179	29.345	20.538	1'39.156P	225,9	11:16'47.793
10	12.353	33.062	29.352	20.596	1'35.363	226,9	11:18'23.156
11	12.247	32.492	29.586	20.470	1'34.795	226,9	11:19'57.951
12	12.313	32.563	29.296	20.887	1'35.059	226,4	11:21'33.010
13	12.618	32.882	29.604	4'19.636	5'34.740P	227,8	11:27'07.750
14	18.474	35.363	31.530	21.139	1'46.506P	224,5	11:28'54.256
15	13.094	33.456	29.842	20.841	1'37.233	227,4	11:30'31.489
16	12.722	33.136	29.678	21.014	1'36.550	228,3	11:32'08.039
17	13.869	34.691	31.956	14'03.377	15'23.893P	229,3	11:47'31.932
18	22.840	44.869	40.815	28.651	2'17.175P	208,1	11:49'49.107
19	15.711	40.869	37.685	25.035	1'59.300	212,6	11:51'48.407
20	14.880	39.391	37.998	24.596	1'56.865	216,9	11:53'45.272
21	15.421	40.343	37.438	24.641	1'57.843	212,6	11:55'43.115
22	15.269	40.658	37.185	24.167	1'57.279	212,6	11:57'40.394
23	15.099	40.522	37.789	2'54.397	4'27.807P	216,4	12:02'08.201
24	20.200	43.936	38.491	24.986	2'07.613P	178,5	12:04'15.814

6	12.533	32.570	29.049	20.582	1'34.734	228,3	11:06'48.953
7	12.538	32.348	28.994	20.566	1'34.446	227,8	11:08'23.399
8	12.485	32.484	29.176	20.540	1'34.685	228,8	11:09'58.084
9	12.440	32.636	29.376	2'53.263	4'07.715P	229,3	11:14'05.799
10	22.950	37.113	30.470	21.752	1'52.285P	220,9	11:15'58.084
11	13.664	33.998	29.998	21.311	1'38.971	227,8	11:17'37.055
12	13.292	33.507	29.485	20.997	1'37.281	227,4	11:19'14.336
13	13.091	33.450	29.805	21.116	1'37.462	227,4	11:20'51.798
14	13.233	34.266	29.298	20.813	1'37.610	227,8	11:22'29.408
15	12.874	33.296	29.391	20.849	1'36.410	228,3	11:24'05.818
16	12.904	32.798	29.405	20.628	1'35.735	229,3	11:25'41.553
17	12.717	32.867	29.233	20.692	1'35.509	229,8	11:27'17.062
18	12.816	33.012	29.684	20.870	1'36.382	230,3	11:28'53.444
19	12.774	32.817	29.027	20.702	1'35.320	230,3	11:30'28.764
20	12.726	33.343	29.898	9'29.265	10'45.232P	229,3	11:41'13.996
21	21.196	42.550	37.666	25.677	2'07.089P	195,3	11:51'02.085
22	14.955	40.589	37.817	25.763	1'59.124	206,9	11:45'20.209
23	14.514	40.021	36.268	24.945	1'55.748	205,3	11:47'15.957
24	14.210	38.704	35.912	24.188	1'53.014	214,7	11:49'08.971
25	13.729	38.711	36.702	24.245	1'53.387	212,5	11:51'02.358
26	13.715	38.064	36.793	24.115	1'52.687	218,6	11:52'55.045
27	14.197	42.797	38.177	4'24.197	5'59.368P	210,5	11:58'54.413
28	21.060	40.786	37.388	24.619	2'03.853P	200,4	12:00'58.266
29	14.954	40.269	36.711	24.367	1'56.301	201,9	12:02'54.567
30	14.534	39.231	36.123	24.209	1'54.097	212,6	12:04'48.664
31	14.704	38.950	36.876	24.270	1'54.800	214,7	12:06'43.464

7 Ceccato Racing (1'33.958)							
Giro	Seg.1	Seg.2	Seg.3	Seg.4	T. Giro	km/h	Local Time
1	21.537	38.231	32.536	22.053	1'54.357P	221,8	11:03'29.832
2	12.409	32.578	29.186	20.401	1'34.574	230,8	11:05'24.189
3	12.168	32.470	29.044	20.372	1'34.054	230,8	11:06'58.763
4	12.193	32.434	28.928	20.403	1'33.958	230,8	11:08'32.817
5	12.182	32.361	29.169	20.588	1'34.300	232,3	11:10'06.775
6	12.197	32.689	29.300	3'29.686	4'43.872P	230,3	11:11'41.075
7	16.088	33.217	29.661	20.602	1'39.568P	229,3	11:16'24.947
8	12.123	32.391	29.139	20.368	1'34.021	231,3	11:18'04.515
9	11.996	33.158	29.310	21.342	1'35.806	228,8	11:19'38.536
10	11.962	32.949	29.100	20.381	1'34.392	230,3	11:21'14.342
11	12.038	32.679	29.223	20.467	1'34.407	231,8	11:22'48.734
12	12.508	34.371	29.196	2'42.146	3'58.221P	231,3	11:24'23.141
13	16.140	33.385	29.948	20.808	1'40.281P	230,8	11:28'21.362
14	12.831	32.858	29.822	20.509	1'36.020	232,3	11:30'01.643
15	12.380	32.915	31.127	10'29.283	11'45.705P	232,3	11:31'37.663
16	20.393	40.346	37.554	24.896	2'03.189P	213,0	11:43'23.368
17	14.582	39.152	36.219	24.067	1'54.020	217,7	11:45'26.557
18	13.856	37.841	36.116	23.782	1'51.595	220,9	11:47'20.577
19	13.778	37.952	35.974	23.641	1'51.345	222,7	11:49'12.172
20	13.665	38.048	36.293	23.909	1'51.915	222,2	11:51'03.517
21	13.935	41.010	36.296	24.300	1'55.541	217,7	11:52'55.432
22	14.162	38.487	35.552	23.874	1'52.075	220,0	11:54'50.973
23	13.880	37.916	36.449	23.562	1'51.807	220,0	11:56'43.048

11 Kessel Racing (1'33.976)							
Giro	Seg.1	Seg.2	Seg.3	Seg.4	T. Giro	km/h	Local Time
1	18.832	36.776	31.001	21.929	1'48.538P	208,1	10:55'13.744
2	12.938	33.234	29.677	21.099	1'36.948	226,4	10:57'02.282
3	12.804	32.710	29.351	20.694	1'35.559	226,4	10:58'39.230
4	12.628	33.422	29.342	20.535	1'35.927	224,1	11:00'14.789
5	12.586	32.533	29.215	20.463	1'34.797	227,4	11:01'50.716
6	12.403	32.893	29.243	20.511	1'35.050	226,4	11:03'25.513
7	12.453	33.197	29.158	20.486	1'35.294	225,9	11:05'00.563
8	12.422	32.589	28.954	20.414	1'34.379	225,9	11:06'35.857
9	12.359	32.508	28.926	20.376	1'34.169	226,9	11:08'10.236
10	12.475	32.538	28.991	2'55.643	4'09.647P	227,4	11:09'44.405
11	16.066	33.134	29.074	20.430	1'38.704P	225,9	11:11'34.052
12	12.421	32.522	29.242	20.394	1'34.579	226,9	11:13'54.052
13	12.308	32.328	28.961	20.379	1'33.976	228,3	11:15'32.756
14	12.342	32.522	29.121	20.438	1'34.423	227,4	11:17'07.335
15	13.265	33.896	28.921	2'44.327	4'00.409P	227,4	11:18'41.311
16	19.483	38.067	30.455	21.851	1'49.856P	210,9	11:20'15.734
17	13.141	33.895	30.432	22.230	1'39.698	225,0	11:22'46.697
18	13.189	34.080	31.997	22.506	1'41.772	224,5	11:24'16.143
19	13.117	34.409	30.112	22.166	1'39.804	225,5	11:26'05.999
20	13.083	34.043	30.459	22.730	1'40.315	225,0	11:27'45.697

8 AF Corse (1'34.446)							
Giro	Seg.1	Seg.2	Seg.3	Seg.4	T. Giro	km/h	Local Time
1	18.363	35.357	30.849	2'07.694	3'32.263P	223,1	10:55'11.031
2	19.381	33.942	29.831	21.177	1'44.331P	226,9	10:58'43.294
3	12.721	32.899	29.447	20.924	1'35.991	228,3	11:00'27.625
4	12.664	32.842	29.222	20.694	1'35.422	228,3	11:02'03.616
5	12.508	32.779	29.220	20.674	1'35.181	227,8	11:03'39.038

12 Audi Sport Italia (1'32.856)							
Giro	Seg.1	Seg.2	Seg.3	Seg.4	T. Giro	km/h	Local Time
1					1'34.776		11:11'29.158
2					1'33.565		11:13'03.934
3					1'34.097		11:14'37.499
4					1'33.713		11:16'11.596
5					1'33.637		11:17'45.309
6					5'30.291		11:19'18.946
7					1'32.967		11:24'49.237
8					1'32.856		11:26'22.204
9					1'32.932		11:27'55.060
							11:29'27.992

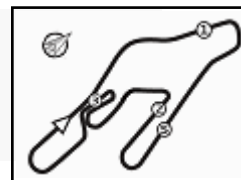
17/09/2021

P = Box In/Out - C = Tempo Invalidato



Powered by FICr PERUGIA TIMING





ACI Racing Weekend Vallelunga, 18-19 Settembre 2021
Campionato Italiano Gran Turismo Endurance - Analisi Tempi Libere 1

Vallelunga auto 4.085 m

2 / 4

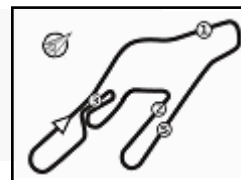
Giro	Seg.1	Seg.2	Seg.3	Seg.4	T. Giro	km/h	Local Time
10					1'35.709		11:31'03.701
14 Audi Sport Italia (1'33.580)							
1	17.034	34.369	29.965	20.507	1'41.875P	225,5	10:56'51.293
2	12.533	33.605	30.310	20.374	1'36.822	224,1	10:58'28.115
3	12.324	32.856	28.803	20.334	1'34.317	226,4	11:00'02.432
4	12.252	32.565	28.913	2'16.620	3'30.350P	228,3	11:03'32.782
5	16.371	33.334	28.993	20.354	1'39.052P	227,4	11:05'11.834
6	12.187	32.985	29.153	20.194	1'34.519	226,9	11:06'46.353
7	12.147	32.435	29.055	20.355	1'33.992	227,8	11:08'20.345
8	12.155	32.421	28.730	20.274	1'33.580	227,8	11:09'53.925
9	12.153	32.493	28.887	2'14.968	3'28.501P	228,8	11:13'22.426
10	16.293	33.268	31.287	20.689	1'41.537P	228,3	11:15'03.963
11	12.399	32.864	28.809	21.043	1'35.115	229,3	11:16'39.078
12	12.286	33.276	28.973	20.512	1'35.047	226,4	11:18'14.125
13	12.245	32.371	28.799	20.423	1'33.838	228,3	11:19'47.963
14	12.177	35.733	29.875	20.253	1'38.038	222,7	11:21'26.001
15	12.181	32.409	28.808	20.323	1'33.721	228,3	11:22'59.722
16	12.193	32.279	28.879	20.269	1'33.620	229,3	11:24'33.342
17	12.213	32.324	29.679	4'32.986	5'47.202P	229,8	11:30'20.544
18	19.240	36.082	29.714	21.382	1'46.418P	215,6	11:32'06.962
25 RS Racing (1'33.572)							
Giro	Seg.1	Seg.2	Seg.3	Seg.4	T. Giro	km/h	Local Time
1	17.955	35.363	29.965	1'22.665	2'45.948P	222,2	10:58'00.944
2	15.814	33.018	29.187	20.957	1'38.976P	225,9	10:59'39.920
3	12.432	32.468	28.938	20.617	1'34.455	227,4	11:01'14.375
4	12.291	32.217	29.001	20.420	1'33.929	227,4	11:02'48.304
5	12.192	32.229	28.900	20.740	1'34.061	227,4	11:04'22.365
6	12.187	32.239	28.837	20.309	1'33.572	227,4	11:05'55.937
7	12.266	32.695	29.000	4'53.981	6'07.942P	227,4	11:12'03.879
8	19.041	35.119	29.587	20.959	1'44.706P	222,2	11:13'48.585
9	12.828	33.349	29.469	20.766	1'36.412	225,0	11:15'24.997
10	12.669	32.864	29.176	20.712	1'35.421	226,4	11:17'00.418
11	12.556	32.819	29.270	20.533	1'35.178	226,9	11:18'35.596
12	12.488	32.902	29.356	20.725	1'35.471	227,4	11:20'11.067
13	12.978	32.933	29.831	2'28.301	3'44.043P	226,9	11:23'55.110
14	15.853	33.228	29.240	20.734	1'39.055P	225,5	11:25'34.165
15	12.552	33.096	29.680	20.759	1'36.087	226,4	11:27'10.252
16	12.471	33.300	29.764	21.013	1'36.548	228,3	11:28'46.800
17	12.628	32.871	29.251	20.726	1'35.476	226,9	11:30'22.276
18	12.494	32.912	29.254	20.719	1'35.379	226,9	11:31'57.655
19	14.245	35.908	38.030	10'30.881	11'59.064P	225,0	11:43'56.719
20	20.218	40.997	37.009	24.755	2'02.979P	206,1	11:45'59.698
21	14.085	39.176	36.161	24.381	1'53.803	210,4	11:47'53.501
22	13.890	38.675	35.688	25.588	1'53.841	216,9	11:49'47.342
23	13.729	38.161	35.309	24.062	1'51.261	218,2	11:51'38.603
24	13.695	38.229	36.479	3'51.400	5'19.803P	217,7	11:56'58.406
25	22.577	43.877	38.235	26.614	2'11.303P	200,4	11:59'09.709
26	16.577	47.099	37.401	25.731	2'06.808	188,5	12:01'16.517
27	15.334	41.198	37.240	26.236	2'00.008	197,4	12:03'16.525
28	15.440	40.367	36.395	25.629	1'57.831	209,7	12:05'14.356
27 Scuderia Baldini 27 (1'33.966)							
Giro	Seg.1	Seg.2	Seg.3	Seg.4	T. Giro	km/h	Local Time
1	16.702	34.101	29.581	2'15.395	3'35.779P	225,5	10:58'44.550
2	17.991	33.150	29.248	20.417	1'40.806P	226,9	11:00'25.356
3	12.332	32.837	29.238	20.922	1'35.329	228,3	11:02'00.685
4	12.320	32.482	29.025	20.395	1'34.222	227,8	11:03'34.907
5	12.186	32.496	29.053	20.444	1'34.179	227,8	11:05'09.086
6	12.303	32.741	29.798	3'00.907	4'15.749P	227,4	11:09'24.835
7	15.938	33.067	29.006	20.367	1'38.378P	226,4	11:11'03.213
8	12.143	32.348	29.129	20.346	1'33.966	230,8	11:12'37.179
9	12.200	32.507	29.006	20.389	1'34.102	228,8	11:14'11.281
10	12.129	32.375	30.477	20.703	1'35.684	229,3	11:15'46.965
11	12.224	32.649	28.854	20.388	1'34.115	228,3	11:17'21.080
12	12.164	32.530	29.001	20.411	1'34.106	227,8	11:18'55.186
13	13.027	34.795	29.491	2'19.115	3'36.428P	224,5	11:22'31.614
14	19.550	37.159	32.746	20.902	1'50.357P	224,1	11:24'21.971
21 AF Corse (1'34.462)							
Giro	Seg.1	Seg.2	Seg.3	Seg.4	T. Giro	km/h	Local Time
1	19.338	37.900	31.789	1'33.473	3'02.500P	210,1	11:04'24.018
2	16.478	33.474	29.709	20.700	1'40.361P	226,9	11:06'04.379

17/09/2021 P = Box In/Out - C = Tempo Invalidato



Powered by FICr PERUGIA TIMING





ACI Racing Weekend Vallelunga, 18-19 Settembre 2021
Campionato Italiano Gran Turismo Endurance - Analisi Tempi Libere 1

Vallelunga auto 4.085 m

3 / 4

15	13.296	35.358	29.758	20.877	1'39.289	225,9	11:26'01.260	15	12.919	33.520	30.360	20.951	1'37.750	229,8	11:23'52.556
16	12.581	33.067	29.316	21.469	1'36.433	227,8	11:27'37.693	16	13.009	33.811	29.840	20.904	1'37.564	229,8	11:25'30.120
17	12.595	32.823	29.331	20.747	1'35.496	230,3	11:29'13.189	17	13.057	33.633	29.846	21.148	1'37.684	229,8	11:27'07.804
18	12.411	33.414	29.264	1'57.065	3'12.154P	227,8	11:32'25.343	18	13.021	34.261	30.912	2'38.064	3'56.258P	229,8	11:31'04.062
19	19.239	35.286	32.844	10'50.926	12'18.295P	225,0	11:44'43.638	19	20.046	35.743	31.395	22.444	1'49.628P	228,3	11:32'53.690
20	19.586	41.864	37.826	25.241	2'04.517P	208,1	11:46'48.155	20	15.014	36.326	36.080	10'56.767	12'24.187P	227,8	11:45'17.877
21	14.632	40.045	36.405	24.341	1'55.423	214,3	11:48'43.578	21	22.391	43.182	38.425	25.707	2'09.705P	212,6	11:47'27.582
22	14.375	39.532	36.763	24.289	1'54.959	217,3	11:50'38.537	22	16.474	40.266	37.003	25.282	1'59.025	217,7	11:49'26.607
23	14.193	39.032	37.256	24.465	1'54.946	216,4	11:52'33.483	23	15.105	39.343	36.920	24.810	1'56.178	220,9	11:51'22.785
24	14.295	38.391	35.902	24.076	1'52.664	219,1	11:54'26.147	24	14.842	38.622	36.346	24.556	1'54.366	221,3	11:53'17.151
25	14.231	38.760	35.419	24.394	1'52.804	218,6	11:56'18.951								

63 Imperiale Racing (1'33.475)								88 LP Racing (1'34.613)							
Giro	Seg.1	Seg.2	Seg.3	Seg.4	T. Giro	km/h	Local Time	Giro	Seg.1	Seg.2	Seg.3	Seg.4	T. Giro	km/h	Local Time
							10:55'19.111	1	16.956	37.756	32.490	22.046	1'49.248P	209,3	10:57'05.727
1	18.605	34.379	30.040	1'32.567	2'55.591P	223,1	10:58'14.702	2	13.506	33.927	29.559	21.332	1'38.324	222,2	10:58'44.051
2	16.958	32.937	29.158	20.644	1'39.697P	224,5	10:59'54.399	3	13.253	33.285	29.730	20.991	1'37.259	223,6	11:00'21.310
3	13.189	32.642	28.842	20.517	1'35.190	225,9	11:01'29.589	4	12.909	34.632	29.872	23.732	1'41.145	225,0	11:02'02.455
4	12.485	32.705	28.927	20.603	1'34.720	225,9	11:03'04.309	5	14.940	33.266	30.349	1'51.272	3'09.827P	224,5	11:05'12.282
5	12.455	32.496	28.825	20.434	1'34.210	226,9	11:04'38.519	6	15.430	33.378	29.657	20.796	1'39.261P	223,1	11:06'51.543
6	12.349	32.553	28.904	20.388	1'34.194	225,5	11:06'12.713	7	12.505	33.275	29.438	21.108	1'36.326	224,1	11:08'27.869
7	12.856	33.086	29.129	1'50.514	3'05.585P	226,4	11:09'18.298	8	12.564	33.421	29.411	20.887	1'36.283	223,6	11:10'04.152
8	16.269	33.607	29.183	20.760	1'39.819P	225,0	11:10'58.117	9	12.780	33.519	30.804	3'52.089	5'09.192P	224,5	11:15'13.344
9	12.612	32.802	28.962	20.566	1'34.942	225,9	11:12'33.059	10	16.247	34.220	32.242	20.786	1'43.495P	223,1	11:16'56.839
10	12.456	32.605	28.902	20.518	1'34.481	226,4	11:14'07.540	11	13.059	33.408	29.423	20.539	1'36.429	223,1	11:18'33.268
11	12.475	32.514	29.447	21.067	1'35.503	227,8	11:15'43.043	12	12.763	33.303	29.363	20.701	1'36.130	224,5	11:20'09.398
12	12.524	32.630	28.827	20.413	1'34.394	227,4	11:17'17.437	13	12.663	32.811	29.058	20.593	1'35.125	224,1	11:21'44.523
13	12.519	32.645	28.931	20.329	1'34.424	226,9	11:18'51.861	14	12.575	32.815	28.996	20.977	1'35.363	224,1	11:23'19.886
14	13.015	33.348	28.901	1'54.329	3'09.593P	225,5	11:22'01.454	15	12.889	33.143	31.363	23.144	1'40.539	224,1	11:25'00.425
15	16.478	33.663	29.134	20.310	1'39.585P	225,5	11:23'41.039	16	12.494	32.656	29.042	20.421	1'34.613	225,9	11:26'35.038
16	12.353	32.242	28.905	20.391	1'33.891	228,8	11:25'14.930	17	12.398	32.985	34.978	4'09.525	5'29.886P	225,9	11:32'04.924
17	12.311	32.180	28.697	20.287	1'33.475	228,8	11:26'48.405	18	24.763	44.305	33.705	29.512	2'12.285P	188,2	11:34'17.209
18	12.328	32.111	28.855	20.261	1'33.555	229,3	11:28'21.960	19	27.343	56.920	47.031	3'44.845	5'56.139P	93,3	11:40'13.348
19	12.509	33.033	29.622	2'20.146	3'35.310P	229,8	11:31'57.270	20	30.020	45.847	38.140	28.860	2'22.867P	134,3	11:42'36.215
20	17.699	35.291	33.978	22.483	1'49.451P	225,9	11:33'46.721	21	17.058	41.376	36.824	25.861	2'01.119	203,8	11:44'37.334
21	16.577	43.127	43.429	5'07.281	6'50.414P	133,7	11:40'37.135	22	16.499	39.787	36.137	24.872	1'57.295	209,7	11:46'34.629
22	21.180	41.512	38.738	26.673	2'08.103P	209,3	11:42'45.238	23	15.549	44.191	37.824	26.102	2'03.666	123,9	11:48'38.295
23	14.952	39.948	37.251	24.762	1'56.913	207,3	11:44'42.151	24	15.818	41.053	36.233	25.106	1'58.210	210,1	11:50'36.505
24	15.055	39.661	36.964	24.053	1'55.733	211,8	11:46'37.884	25	15.288	41.336	37.338	25.082	1'59.044	187,8	11:52'35.549
25	14.117	39.263	36.270	24.592	1'54.242	211,4	11:48'32.126	26	15.027	39.816	35.915	25.135	1'55.893	212,2	11:54'31.442
26	14.150	39.267	36.979	3'57.694	5'28.090P	216,4	11:54'00.216	27	15.217	40.535	36.193	24.519	1'56.464	210,1	11:56'27.906
27	20.894	41.525	39.157	28.330	2'09.906P	212,6	11:56'10.122	28	15.098	39.989	35.791	24.750	1'55.628	210,5	11:58'23.534
28	17.773	43.599	37.840	24.667	2'03.879	177,0	11:58'14.001	29	15.400	39.590	36.338	24.466	1'55.794	209,7	12:00'19.328
29	15.565	39.361	36.778	24.327	1'56.031	215,1	12:00'10.032	30	15.377	40.337	36.356	24.663	1'56.733	204,5	12:02'16.061
30	14.907	39.346	36.703	24.299	1'55.255	211,8	12:02'05.287								

77 Nova Race (1'34.603)								215 Ceccato Racing (1'43.112)							
Giro	Seg.1	Seg.2	Seg.3	Seg.4	T. Giro	km/h	Local Time	Giro	Seg.1	Seg.2	Seg.3	Seg.4	T. Giro	km/h	Local Time
							10:55'28.686	1	22.771	41.182	37.195	24.746	2'05.894P	198,9	11:00'48.369
1	18.669	38.194	33.533	23.108	1'53.504P	222,2	10:57'22.190	2	15.057	37.621	32.572	23.619	1'48.869	203,8	11:02'37.238
2	13.799	35.451	31.060	21.613	1'41.923	226,4	10:59'04.113	3	14.050	36.756	31.668	23.029	1'45.503	206,5	11:04'22.741
3	13.241	34.947	29.751	21.241	1'39.180	228,3	11:00'43.293	4	13.737	35.858	31.890	22.683	1'44.168	208,5	11:06'06.909
4	12.963	34.595	35.517	21.827	1'44.902	230,3	11:02'28.195	5	13.742	36.003	32.743	2'11.803	3'34.291P	207,3	11:09'41.200
5	12.559	33.439	29.205	20.691	1'35.894	230,8	11:04'04.089	6	19.375	38.205	31.719	23.254	1'52.553P	180,6	11:11'33.753
6	12.424	33.198	29.299	20.606	1'35.527	229,3	11:05'39.616	7	13.692	35.963	31.379	22.552	1'43.586	209,7	11:13'17.339
7	12.396	32.853	29.194	1'44.876	2'59.319P	229,8	11:08'38.935	8	13.799	35.683	31.060	22.570	1'43.112	210,1	11:15'00.451
8	16.210	33.663	29.301	20.578	1'39.752P	225,5	11:10'18.687	9	13.568	36.052	31.326	22.647	1'43.593	209,3	11:16'44.044
9	12.339	32.835	29.089	20.450	1'34.713	231,8	11:11'53.400	10	13.642	35.827	31.218	22.553	1'43.240	210,1	11:18'27.284
10	12.264	32.917	28.997	20.440	1'34.618	230,8	11:13'28.018	11	13.676	35.720	31.185	22.766	1'43.347	210,1	11:20'10.631
11	12.263	32.832	28.991	20.517	1'34.603	232,8	11:15'02.621	12	14.557	40.110	40.357	30.704	2'05.728	207,7	11:22'16.359
12	12.272	33.053	29.064	2'29.983	3'44.372P	229,3	11:18'46.993	13	15.077	37.726	31.840	6'50.165	8'14.808P	206,5	11:30'31.167
13	21.173	36.375	30.801	21.302	1'49.651P	226,4	11:20'36.644	14	21.612	37.733	32.339	23.886	1'55.570P	208,1	11:32'26.737
14	12.862	34.089	29.783	21.428	1'38.162	229,3	11:22'14.806	15	15.610	38.650	33.903	16'53.128	18'21.291P	207,3	11:50'48.028

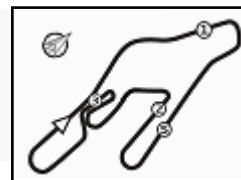
17/09/2021

P = Box In/Out - C = Tempo Invalidato



Powered by FICr PERUGIA TIMING





Vallelunga auto 4.085 m

ACI Racing Weekend Vallelunga, 18-19 Settembre 2021
Campionato Italiano Gran Turismo Endurance - Analisi Tempi Libere 1

4 / 4

16	20.334	43.646	43.150	27.102	2'14.232P	194,9	11:53'02.260	23	18.678	48.015	41.678	28.595	2'16.966	164,9	12:02'03.673
17	15.642	43.116	39.413	26.722	2'04.893	198,2	11:55'07.153	24	18.796	53.793	42.406	29.746	2'24.741	161,7	12:04'28.414
18	15.430	42.144	38.629	26.052	2'02.255	198,5	11:57'09.408	25	19.123	49.237	41.281	33.128	2'22.769	163,6	12:06'51.183
19	15.487	41.645	38.745	26.138	2'02.015	196,7	11:59'11.423								

333 SR&R (1'40.560)

Giro	Seg.1	Seg.2	Seg.3	Seg.4	T. Giro	km/h	Local Time
							10:58'55.337
1	21.379	39.030	33.718	8'21.676	9'55.803P	222,7	11:08'51.140
2	19.578	36.175	32.566	22.353	1'50.672P	226,9	11:10'41.812
3	13.507	35.140	31.030	21.998	1'41.675	231,3	11:12'23.487
4	13.279	34.530	30.828	21.923	1'40.560	230,8	11:14'04.047
5	13.272	34.489	33.321	4'43.430	6'04.512P	229,3	11:20'08.559
6	20.198	37.599	34.447	22.868	1'55.112P	229,8	11:22'03.671
7	13.663	36.541	31.731	22.393	1'44.328	230,3	11:23'47.999
8	13.558	35.085	31.173	22.014	1'41.830	228,8	11:25'29.829
9	14.062	34.799	31.534	2'12.288	3'32.683P	232,8	11:29'02.512
10	21.521	38.220	31.486	22.142	1'53.369P	230,3	11:30'55.881
11	13.544	34.693	31.002	15'05.043	16'24.282P	230,8	11:47'20.163
12	29.544	53.010	38.548	1'41.402	3'42.504P	124,6	11:51'02.667

334 SR&R (1'48.996)

Giro	Seg.1	Seg.2	Seg.3	Seg.4	T. Giro	km/h	Local Time
							10:59'57.051
1	24.953	51.583	37.926	3'00.438	4'54.900P	151,7	11:04'51.951
2	19.429	42.395	39.920	30.288	2'12.032P	210,5	11:07'03.983
3	14.613	37.642	32.884	23.857	1'48.996	219,1	11:08'52.979
4	14.698	38.483	34.141	5'38.812	7'06.134P	195,7	11:15'59.113
5	24.444	45.174	46.800	1'12.981	3'09.399P	200,0	11:19'08.512
6	24.510	41.805	34.843	27.965	2'09.123P	210,9	11:21'17.635
7	17.214	44.806	34.296	24.979	2'01.295	209,3	11:23'18.930
8	16.079	41.884	38.466	1'56.700	3'33.129P	204,5	11:26'52.059
9	21.022	41.055	35.559	26.946	2'04.582P	208,9	11:28'56.641
10	15.175	39.140	33.373	24.198	1'51.886	215,1	11:30'48.527
11	15.097	38.104	34.425	28'19.156	29'46.782P	218,6	12:00'35.309
12	28.292	57.382	46.888	31.904	2'44.466P	126,5	12:03'19.775
13	20.830	51.808	43.182	29.476	2'25.296	171,2	12:05'45.071

351 Bonaldi Motorsport (1'35.518)

Giro	Seg.1	Seg.2	Seg.3	Seg.4	T. Giro	km/h	Local Time
							10:59'58.026
1	23.479	48.646	39.119	27.653	2'18.897P	141,0	11:02'16.923
2	17.314	44.319	34.473	5'16.461	6'52.567P	159,8	11:09'09.490
3	16.442	35.292	29.155	22.322	1'43.211P	193,9	11:10'52.701
4	12.829	33.070	29.737	20.819	1'36.455	234,3	11:12'29.156
5	12.887	32.828	29.101	20.702	1'35.518	235,8	11:14'04.674
6	12.951	35.320	34.376	3'27.434	4'50.081P	236,3	11:18'54.755
7	23.451	37.553	35.856	23.332	2'00.192P	227,4	11:20'54.947
8	13.786	35.062	31.245	22.712	1'42.805	229,3	11:22'37.752
9	13.712	35.421	30.668	22.239	1'42.040	229,8	11:24'19.792
10	14.836	41.033	33.656	23.311	1'52.836	202,6	11:26'12.628
11	13.467	34.914	30.278	22.147	1'40.806	227,4	11:27'53.434
12	13.652	35.725	31.109	22.486	1'42.972	231,3	11:29'36.406
13	13.401	34.796	30.727	22.266	1'41.190	231,8	11:31'17.596
14	13.481	34.380	31.121	25.014	1'43.996	232,3	11:33'01.592
15	17.019	43.292	51.679	4'32.760	6'24.750P	213,0	11:39'26.342
16	28.380	1'08.078	42.276	3'58.291	6'17.025P	101,1	11:45'43.367
17	25.539	50.892	41.616	29.528	2'27.575P	149,4	11:48'10.942
18	19.139	47.861	41.353	29.370	2'17.723	177,0	11:50'28.665
19	18.665	49.995	40.931	29.145	2'18.736	155,4	11:52'47.401
20	18.550	54.291	43.692	29.690	2'26.223	157,9	11:55'13.624
21	18.409	48.037	39.416	28.998	2'14.860	177,6	11:57'28.484
22	18.280	45.371	44.989	29.583	2'18.223	179,4	11:59'46.707

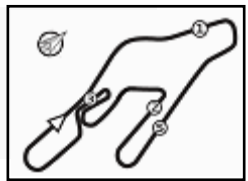
17/09/2021

P = Box In/Out - C = Tempo Invalidato



Powered by FICr PERUGIA TIMING

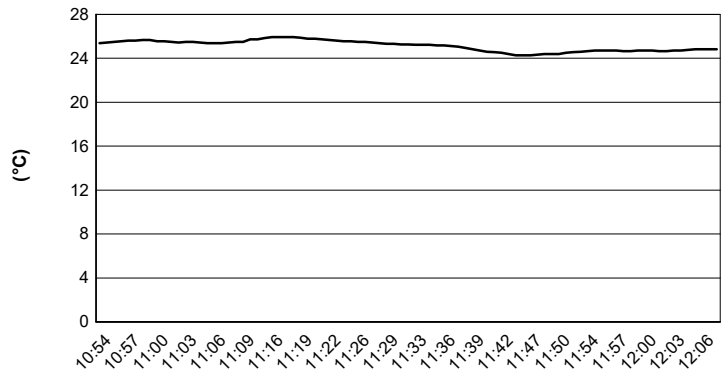




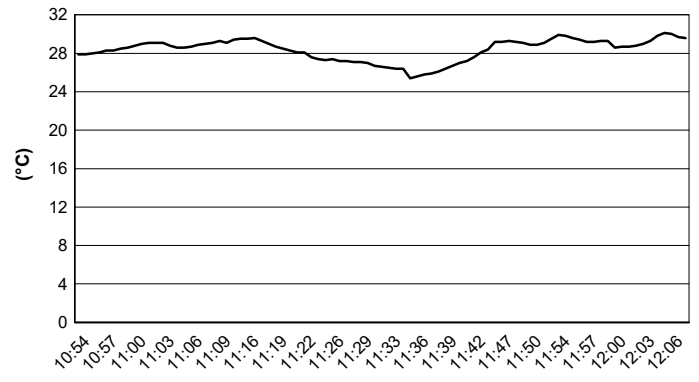
Vallelunga auto 4.085 m

ACI Racing Weekend Vallelunga, 18-19 Settembre 2021
Campionato Italiano Gran Turismo Endurance - Meteo Libere 1
Session started 10:55 - Session ended 12:07

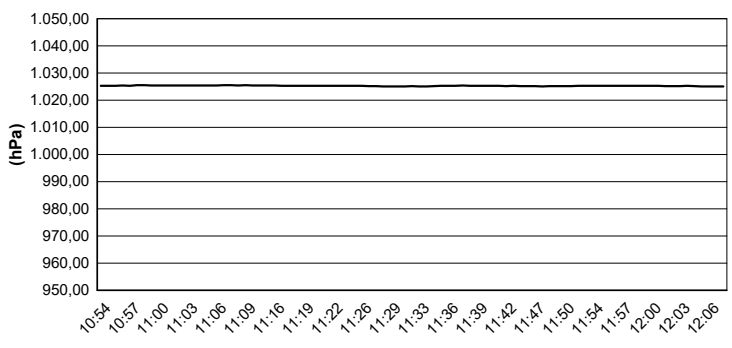
Air Temperature



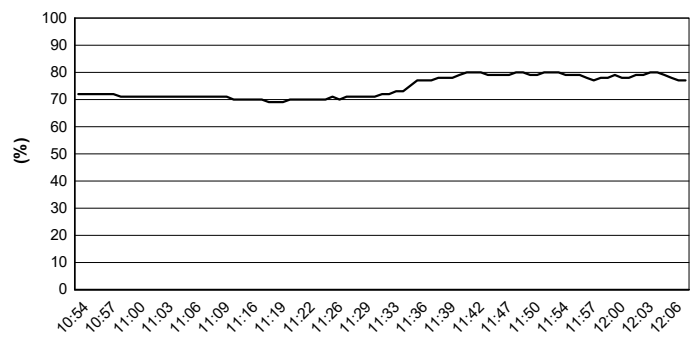
Track Temperature



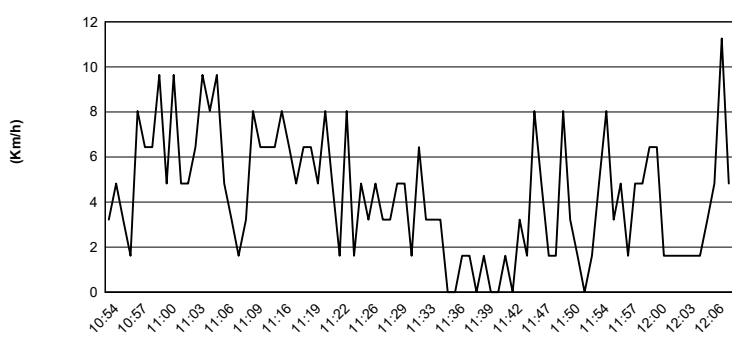
Air Pressure



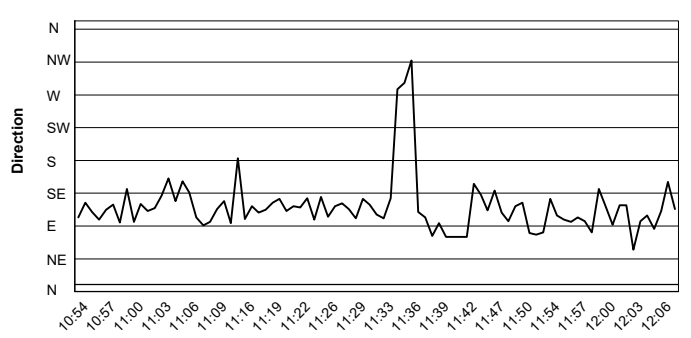
Humidity



Wind Speed



Wind Direction



17/09/2021

