
ACI Racing Weekend Monza 30-31 Ottobre 2021
CIGT Endurance - Classifica Libere 1

Monza 5.793 m

1 / 2

	Condotto 1 Num. Concorrente	Condotto 2 Team	Condotto 3 Auto	Classe	Tempo	Dist.	Media	Giri
1	14 SALAQUARDA Filip (CZE) AUDI SPORT ITALIA	MANCINELLI Daniel (ITA) Audi Sport Italia	POSTIGLIONE Vito (ITA) AUDI R8 LMS	GT3PR	1'48.908		191,490	26
2	12 DRUDI Mattia (ITA) AUDI SPORT ITALIA	FERRARI Lorenzo (ITA) Audi Sport Italia	AGOSTINI Riccardo (ITA) AUDI R8 LMS	GT3PR	1'48.924	0.016	191,462	22
3	27 GAI Stefano (ITA) SCUDERIA BALDINI 27	ZAMPIERI Daniel (CHE) Scuderia Baldini 27	FERRARI 488 EVO	GT3PR	1'49.029	0.121	191,278	25
4	8 HUDSPETH Sean (SGP) AF CORSE	SCHREINER Carrie (DEU) AF Corse	RIGON Davide (ITA) FERRARI 488 EVO	GT3PR	1'49.117	0.209	191,123	25
5	25 DI AMATO Daniele (ITA) RS RACING	VEZZONI Alessandro (ITA) RS Racing	FERRARI 488 EVO	GT3PA	1'49.169	0.261	191,032	25
6	63 DI FOLCO Alberto (ITA) IMPERIALE RACING	AMICI Andrea (ITA) Imperiale Racing	MIDDLETON Stuart (GBR) LAMBORGHINI HURACÁN	GT3PR	1'49.171	0.263	191,029	27
7	7 COMANDINI Stefano (ITA) CECCATO RACING	ZUG Marius (DEU) Ceccato Racing	SPENGLER Bruno (CAN) BMW M6	GT3PR	1'49.224	0.316	190,936	27
8	33 CUHADAROGU Murat (TUR) KESSEL RACING	FUMANELLI David (ITA) Kessel Racing	FERRARI 488 EVO	GT3PA	1'49.240	0.332	190,908	26
9	21 MANN Simon (USA) AF CORSE	VILANDER Toni (FIN) AF Corse	FERRARI 488 EVO	GT3PA	1'49.545	0.637	190,377	25
10	11 EARLE Stephen (USA) KESSEL RACING	SCHIRÒ Niccolò (ITA) Kessel Racing	PEREL David (RSA) FERRARI 488 EVO	GT3PA	1'50.059	1.151	189,487	26
11	77 MAGNONI Luca (ITA) NOVA RACE	ZANOTTI Erwin (ITA) Nova Race	HONDA NSX	GT3AM	1'50.616	1.708	188,533	26
12	19 BATTIROLI Antoine (FRA) IMPERIALE RACING	JAROMIR Jirík (CZE) Imperiale Racing	AGUST Paul (LTU) LAMBORGHINI HURACÁN	GT3AM	1'50.837	1.929	188,157	26
13	3 GRECO Matteo (ITA) EASY RACE	HOFFER Max (AUT) Easy Race	FERRARI 488 EVO	GT3PR	1'51.327	2.419	187,329	23
14	333 DEMARCHI Luca (ITA) SR&R	RISITANO Nicholas (ITA) SR&R	BARBOLINI Edoardo (ITA) FERRARI 488 CHALLENGE	GTC	1'54.437	5.529	182,238	10
15	334 BARATTO Jacopo (ITA) SR&R	'ARAMIS' (ITA) SR&R	BACCI Alessio (ITA) FERRARI 488 CHALLENGE	GTC	1'57.773	8.865	177,076	16
16	215 NERI Nicola (ITA) CECCATO RACING	FASCICOLO Giuseppe (ITA) Ceccato Racing	NILSSON Alfred (SWE) BMW M4	GT4AM	2'01.166	12.258	172,118	22

Umidità	93%	ARIA	9°C
Condizioni	DRY	Pista	9°C

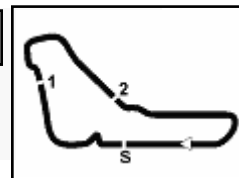
Direttore di Gara : Fabrizio Fondacci

Direttore di Prova : Alessandro Ferrari

29/10/2021 Inizio 09:59 Fine 11:02

Esposta alle:




ACI Racing Weekend Monza 30-31 Ottobre 2021
CIGT Endurance - Classifica Libere 1

Monza 5.793 m

2 / 2

Penalty and Infringement
Fastest Laps Sequence

Num.	Concorrente	Naz	Team	Auto	Local Time	Tempo	Dist.	Media
14	F. SALAQUARDA	CZE	Audi Sport Italia	AUDI R8 LMS	10:03'49.580	1'50.772		188,268
14	F. SALAQUARDA	CZE	Audi Sport Italia	AUDI R8 LMS	10:05'39.722	1'50.142	-0.630	189,345
12	M. DRUDI	ITA	Audi Sport Italia	AUDI R8 LMS	10:05'42.162	1'50.040	-0.102	189,520
14	F. SALAQUARDA	CZE	Audi Sport Italia	AUDI R8 LMS	10:07'29.439	1'49.717	-0.323	190,078
12	M. DRUDI	ITA	Audi Sport Italia	AUDI R8 LMS	10:07'31.370	1'49.208	-0.509	190,964
8	S. HUDSPETH	SGP	AF Corse	Ferrari 488 Evo	10:14'42.687	1'49.117	-0.091	191,123
14	F. SALAQUARDA	CZE	Audi Sport Italia	AUDI R8 LMS	10:18'47.492	1'48.908	-0.209	191,490

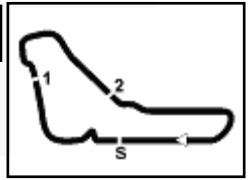
Direttore di Gara : Fabrizio Fondacci

Direttore di Prova : Alessandro Ferrari

29/10/2021 Inizio 09:59 Fine 11:02

Esposta alle:





Monza 5.793 m

ACI Racing Weekend Monza 30-31 Ottobre 2021
CIGT Endurance - Best Sectors & Speed Libere 1

MIGLIOR GIRO

1	14	AUDI SPORT ITALIA	AUDI R8 LMS	1'48.908
2	12	AUDI SPORT ITALIA	AUDI R8 LMS	1'48.924
3	27	SCUDERIA BALDINI 27	Ferrari 488 Evo	1'49.029
4	8	AF CORSE	Ferrari 488 Evo	1'49.117
5	25	RS RACING	Ferrari 488 Evo	1'49.169
6	63	IMPERIALE RACING	Lamborghini Huracán	1'49.171
7	7	CECCATO RACING	BMW M6	1'49.224
8	33	KESSEL RACING	Ferrari 488 Evo	1'49.240
9	21	AF CORSE	Ferrari 488 Evo	1'49.545
10	11	KESSEL RACING	Ferrari 488 Evo	1'50.059
11	77	NOVA RACE	Honda NSX	1'50.616
12	19	IMPERIALE RACING	Lamborghini Huracán	1'50.837
13	3	EASY RACE	Ferrari 488 Evo	1'51.327
14	333	SR&R	Ferrari 488 Challenge	1'54.437
15	334	SR&R	Ferrari 458 Challenge	1'57.773
16	215	CECCATO RACING	BMW M4	2'01.166

SPEED

1	77	NOVA RACE	Honda NSX	277,6
2	7	CECCATO RACING	BMW M6	276,2
3	12	AUDI SPORT ITALIA	AUDI R8 LMS	276,2
4	19	IMPERIALE RACING	Lamborghini Huracán	275,5
5	63	IMPERIALE RACING	Lamborghini Huracán	275,5
6	27	SCUDERIA BALDINI 27	Ferrari 488 Evo	275,5
7	11	KESSEL RACING	Ferrari 488 Evo	275,5
8	14	AUDI SPORT ITALIA	AUDI R8 LMS	274,8
9	25	RS RACING	Ferrari 488 Evo	274,8
10	8	AF CORSE	Ferrari 488 Evo	274,8
11	3	EASY RACE	Ferrari 488 Evo	274,1
12	21	AF CORSE	Ferrari 488 Evo	273,4
13	334	SR&R	Ferrari 458 Challenge	272,7
14	333	SR&R	Ferrari 488 Challenge	270,0
15	215	CECCATO RACING	BMW M4	255,3

SEG. 1

1	25	RS RACING	34.447
2	12	AUDI SPORT ITALIA	34.462
3	8	AF CORSE	34.486
4	7	CECCATO RACING	34.490
5	14	AUDI SPORT ITALIA	34.514
6	27	SCUDERIA BALDINI 27	34.547
7	11	KESSEL RACING	34.604
8	63	IMPERIALE RACING	34.605
9	77	NOVA RACE	34.633
10	19	IMPERIALE RACING	34.658
11	21	AF CORSE	34.693
12	3	EASY RACE	35.109
13	333	SR&R	35.208
14	334	SR&R	35.878
15	215	CECCATO RACING	38.051

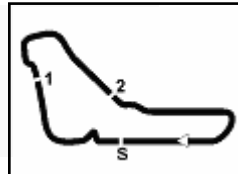
SEG. 2

1	12	AUDI SPORT ITALIA	36.910
2	14	AUDI SPORT ITALIA	36.936
3	25	RS RACING	37.066
4	63	IMPERIALE RACING	37.106
5	27	SCUDERIA BALDINI 27	37.109
6	21	AF CORSE	37.142
7	8	AF CORSE	37.182
8	7	CECCATO RACING	37.248
9	11	KESSEL RACING	37.411
10	77	NOVA RACE	37.558
11	19	IMPERIALE RACING	37.730
12	3	EASY RACE	37.824
13	333	SR&R	39.143
14	334	SR&R	40.680
15	215	CECCATO RACING	41.134

SEG. 3

1	63	IMPERIALE RACING	37.099
2	12	AUDI SPORT ITALIA	37.203
3	14	AUDI SPORT ITALIA	37.300
4	27	SCUDERIA BALDINI 27	37.313
5	7	CECCATO RACING	37.359
6	8	AF CORSE	37.366
7	25	RS RACING	37.458
8	21	AF CORSE	37.488
9	11	KESSEL RACING	37.711
10	77	NOVA RACE	37.954
11	3	EASY RACE	38.124
12	19	IMPERIALE RACING	38.167
13	333	SR&R	39.901
14	334	SR&R	41.125
15	215	CECCATO RACING	41.698



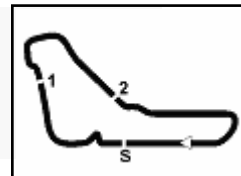


Monza 5.793 m

ACI Racing Weekend Monza 30-31 Ottobre 2021
CIGT Endurance - Ideal Time Libere 1

Num. Concorrente	Auto	Seg. 1	Seg. 2	Seg. 3	Ideal Time			
		Diff. 1	Diff. 2	Diff. 3	Miglior Giro	Pos.	Diff.	
1	12 AUDI SPORT ITALIA	AUDI R8 LMS	34.462 +0.349	36.910	37.203	1'48.575 1'48.924	2	0.349
2	14 AUDI SPORT ITALIA	AUDI R8 LMS	34.514 +0.158	36.936	37.300	1'48.750 1'48.908	1	0.158
3	63 IMPERIALE RACING	Lamborghini Huracán	34.605 +0.121	37.106	37.099 +0.240	1'48.810 1'49.171	6	0.361
4	27 SCUADERIA BALDINI 27	Ferrari 488 Evo	34.547 +0.060	37.109	37.313	1'48.969 1'49.029	3	0.060
5	25 RS RACING	Ferrari 488 Evo	34.447 +0.047	37.066 +0.151	37.458	1'48.971 1'49.169	5	0.198
6	8 AF CORSE	Ferrari 488 Evo	34.486 +0.083	37.182	37.366	1'49.034 1'49.117	4	0.083
7	7 CECCATO RACING	BMW M6	34.490	37.248	37.359 +0.127	1'49.097 1'49.224	7	0.127
8	21 AF CORSE	Ferrari 488 Evo	34.693 +0.130	37.142	37.488 +0.092	1'49.323 1'49.545	9	0.222
9	11 KESSEL RACING	Ferrari 488 Evo	34.604 +0.019	37.411	37.711 +0.314	1'49.726 1'50.059	10	0.333
10	77 NOVA RACE	Honda NSX	34.633 +0.387	37.558 +0.084	37.954	1'50.145 1'50.616	11	0.471
11	19 IMPERIALE RACING	Lamborghini Huracán	34.658	37.730 +0.282	38.167	1'50.555 1'50.837	12	0.282
12	3 EASY RACE	Ferrari 488 Evo	35.109 +0.036	37.824 +0.159	38.124 +0.075	1'51.057 1'51.327	13	0.270
13	333 SR&R	Ferrari 488 Challenge	35.208	39.143	39.901 +0.185	1'54.252 1'54.437	14	0.185
14	334 SR&R	Ferrari 458 Challenge	35.878	40.680	41.125 +0.090	1'57.683 1'57.773	15	0.090
15	215 CECCATO RACING	BMW M4	38.051 +0.008	41.134	41.698 +0.275	2'00.883 2'01.166	16	0.283
	33 KESSEL RACING	Ferrari 488 Evo		Tratto Mancante		1'49.240		
	Ideal Time Assoluto		34.447	36.910	37.099	1'48.456		





ACI Racing Weekend Monza 30-31 Ottobre 2021
CIGT Endurance - Analisi Tempi Libere 1

Monza 5.793 m

1 / 4

3 Easy Race (1'51.327)						
Giro	Seg.1	Seg.2	Seg.3	T. Giro	km/h	Local Time
1		40.266	43.816		196,0	10:02'59.312
2	35.694	38.941	39.203	1'53.838	264,7	10:04'53.150
3	37.698	38.815	47.116	2'03.629P	270,0	10:06'56.779
4	3'35.752	45.931	40.677	5'02.360P	206,5	10:11'59.139
5	35.957	39.486	40.473	1'55.916	270,7	10:13'55.055
6	35.474	39.061	39.543	1'54.078	269,3	10:15'49.133
7	35.342	38.963	38.967	1'53.272	268,7	10:17'42.405
8	35.389	38.690	46.681	2'00.760P	274,1	10:19'43.165
9	3'25.094	38.223	38.652	4'41.969P	210,1	10:24'25.134
10	35.233	38.504	38.600	1'52.337	271,4	10:26'17.471
11	35.244	38.275	38.363	1'51.882	270,7	10:28'09.353
12	35.355	38.010	38.367	1'51.732	271,4	10:30'01.085
13	38.813	38.076	45.897	2'02.786P	272,7	10:32'03.871
14	4'13.931	38.163	38.728	5'30.822P	210,1	10:37'34.693
15	35.145	37.983	38.199	1'51.327	270,7	10:39'26.020
16	35.162	38.078	38.124	1'51.364	272,0	10:41'17.384
17	35.310	37.838	38.237	1'51.385	273,4	10:43'08.769
18	35.109	37.824	38.652	1'51.585	270,7	10:45'00.354
19	35.289	38.028	45.272	1'58.589P	268,7	10:46'58.943
20	3'55.309	38.690	38.797	5'12.796P	175,9	10:52'11.739
21	35.281	1'11.969	1'14.793	3'02.043	267,3	10:55'13.782
22	35.424	38.268	38.665	1'52.357	263,4	10:57'06.139
23	35.196	38.024	38.877	1'52.097	270,7	10:58'58.236
24	36.089	38.255	38.524	1'52.868	229,8	11:00'51.104

2	2'13.072	38.646	38.803	3'30.521P	208,9	10:07'23.437
3	34.852	37.748	38.194	1'50.794	269,3	10:09'14.231
4	34.549	37.480	37.668	1'49.697	273,4	10:11'03.928
5	34.503	37.498	37.641	1'49.642	274,1	10:12'53.570
6	34.569	37.182	37.366	1'49.117	274,8	10:14'42.687
7	35.263	37.494	38.154	1'50.911	274,8	10:16'33.598
8	34.486	37.288	43.594	1'55.368P	274,1	10:18'28.966
9	3'49.830	42.703	41.300	5'13.833P	180,6	10:23'42.799
10	35.806	38.905	39.093	1'53.804	238,4	10:25'36.603
11	35.071	38.533	38.556	1'52.160	259,0	10:27'28.763
12	35.034	38.356	38.166	1'51.556	271,4	10:29'20.319
13	34.946	38.425	38.403	1'51.774	266,0	10:31'12.093
14	34.786	38.101	38.351	1'51.238	271,4	10:33'03.331
15	34.660	38.043	38.330	1'51.033	271,4	10:34'54.364
16	34.818	38.137	38.244	1'51.199	271,4	10:36'45.563
17	34.801	37.856	38.354	1'51.011	271,4	10:38'36.574
18	34.688	38.072	38.136	1'50.896	271,4	10:40'27.470
19	35.745	38.864	46.293	2'00.902P	252,9	10:42'28.372
20	2'42.485	38.778	38.358	3'59.621P	202,6	10:46'27.993
21	35.217	37.931	38.183	1'51.331	269,3	10:48'19.324
22	34.718	37.403	37.769	1'49.890	274,1	10:50'09.214
23	34.790	37.517	37.582	1'49.889	274,1	10:51'59.103
24	34.630	54.372	1'36.961	3'05.963P	274,8	10:55'05.066
25	2'12.891	39.268	38.519	3'30.678P	212,2	10:58'35.744
26	34.870	37.559	38.221	1'50.650	273,4	11:00'26.394

7 Ceccato Racing (1'49.224)						
Giro	Seg.1	Seg.2	Seg.3	T. Giro	km/h	Local Time
1		44.405	41.473		203,0	10:02'24.896
2	35.962	38.496	38.388	1'52.846	257,8	10:04'17.742
3	35.045	37.833	38.082	1'50.960	272,7	10:06'08.702
4	35.089	37.645	37.684	1'50.418	272,0	10:07'59.120
5	34.913	37.757	37.832	1'50.502	273,4	10:09'49.622
6	34.993	37.695	39.196	1'51.884	272,0	10:11'41.506
7	34.975	37.695	43.941	1'56.611P	272,7	10:13'38.117
8	3'08.426	38.442	38.358	4'25.226P	213,0	10:18'03.343
9	35.150	37.643	38.047	1'50.840	272,0	10:19'54.183
10	35.000	37.768	37.495	1'50.263	272,7	10:21'44.446
11	34.831	40.111	38.340	1'53.282	273,4	10:23'37.728
12	34.829	37.551	37.717	1'50.097	273,4	10:25'27.825
13	34.829	37.678	44.305	1'56.812P	272,0	10:27'24.637
14	2'44.280	39.471	39.240	4'02.991P	212,2	10:31'27.628
15	35.406	38.541	38.576	1'52.523	250,6	10:33'20.151
16	35.145	38.061	38.384	1'51.590	268,0	10:35'11.741
17	34.953	38.166	38.332	1'51.451	270,7	10:37'03.192
18	35.031	37.762	38.120	1'50.913	272,7	10:38'54.105
19	34.996	37.516	43.265	1'55.777P	272,7	10:40'49.882
20	2'24.307	38.221	38.057	3'40.585P	212,2	10:44'30.467
21	35.031	37.340	37.866	1'50.237	274,1	10:46'20.704
22	34.727	37.437	37.777	1'49.941	275,5	10:48'10.645
23	34.730	37.287	37.561	1'49.578	275,5	10:50'00.223
24	34.490	37.248	37.486	1'49.224	275,5	10:51'49.447
25	34.850	38.269	1'23.005	2'36.124P	275,5	10:54'25.571
26	2'13.534	37.497	37.875	3'28.906P	212,6	10:57'54.477
27	34.643	37.396	37.359	1'49.398	275,5	10:59'43.875
28	34.525	37.275	37.511	1'49.311	276,2	11:01'33.186

11 Kessel Racing (1'50.059)						
Giro	Seg.1	Seg.2	Seg.3	T. Giro	km/h	Local Time
1						10:02'25.853
2	35.503	38.516	42.307	1'56.326	270,7	10:04'22.179
3	34.828	37.747	38.060	1'50.635	272,7	10:06'12.814
4	34.776	37.511	37.814	1'50.101	275,5	10:08'02.915
5	34.623	37.411	38.025	1'50.059	274,8	10:09'52.974
6	40.814	39.450	46.406	2'06.670P	274,8	10:11'59.644
7	2'05.098	37.753	38.030	3'20.881P	208,9	10:15'20.525
8	34.620	37.695	37.872	1'50.187	272,7	10:17'10.712
9	34.604	37.441	48.020	2'00.065P	274,1	10:19'10.777
10	2'10.096	38.328	42.335	3'30.759P	212,2	10:22'41.536
11	34.897	37.657	37.869	1'50.423	274,8	10:24'31.959
12	34.840	37.649	44.150	1'56.639P	274,8	10:26'28.598
13	2'50.641	37.881	37.979	4'06.501P	212,6	10:30'35.099
14	35.208	37.428	38.358	1'50.994	272,7	10:32'26.093
15	34.741	37.750	37.711	1'50.202	274,8	10:34'16.295
16	34.685	37.647	43.658	1'55.990P	272,7	10:36'12.285
17	2'41.053	39.881	39.291	4'00.225P	210,1	10:40'12.510
18	35.414	38.888	39.347	1'53.649	270,7	10:42'06.159
19	36.178	38.924	39.422	1'54.524	271,4	10:44'00.683
20	35.166	38.580	39.149	1'52.895	271,4	10:45'53.578
21	35.113	39.018	39.532	1'53.663	272,0	10:47'47.241
22	36.268	39.247	39.368	1'54.883	236,8	10:49'42.124
23	34.947	38.809	39.225	1'52.981	273,4	10:51'35.105
24	35.004	40.007	1'10.000	2'25.011P	272,7	10:54'00.116
25	2'36.063	41.292	39.885	3'57.240P	168,2	10:57'57.356
26	34.937	39.193	39.090	1'53.220	273,4	10:59'50.576
27	35.265	39.414	39.196	1'53.875	272,7	11:01'44.451

8 AF Corse (1'49.117)						
Giro	Seg.1	Seg.2	Seg.3	T. Giro	km/h	Local Time
1						10:03'52.916

12 Audi Sport Italia (1'48.924)						
Giro	Seg.1	Seg.2	Seg.3	T. Giro	km/h	Local Time
1		39.237	38.807		199,6	10:01'57.941
2	35.275	37.867	41.039	1'54.181	270,7	10:03'52.122
3	34.886	37.348	37.806	1'50.040	272,7	10:05'42.162

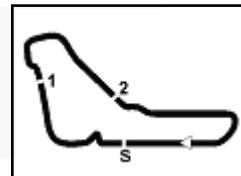
29/10/2021

P = Box In/Out - C = Tempo Invalidato



Powered by FICr PERUGIA TIMING





ACI Racing Weekend Monza 30-31 Ottobre 2021

CIGT Endurance - Analisi Tempi Libere 1

Monza 5.793 m

2 / 4

4	34.622	37.225	37.361	1'49.208	273,4	10:07'31.370	9	35.448	38.871	48.692	2'03.011P	270,0	10:18'37.656
5	34.722	37.083	37.480	1'49.285	274,1	10:09'20.655	10	4'23.514	40.415	40.053	5'43.982P	201,5	10:24'21.638
6	34.665	37.192	43.215	1'55.072P	273,4	10:11'15.727	11	35.418	38.830	38.473	1'52.721	270,0	10:26'14.359
7	14'24.074	38.609	37.911	15'40.594P	208,9	10:26'56.321	12	35.355	38.556	38.740	1'52.651	272,7	10:28'07.010
8	34.784	37.399	37.434	1'49.617	271,4	10:28'45.938	13	35.455	38.334	38.750	1'52.539	262,8	10:29'59.549
9	34.804	37.992	39.853	1'52.649	272,7	10:30'38.587	14	35.487	38.496	38.989	1'52.972	271,4	10:31'52.521
10	34.654	37.245	37.307	1'49.206	273,4	10:32'27.793	15	35.431	38.555	38.535	1'52.521	268,0	10:33'45.042
11	34.462	37.990	39.325	1'51.777	275,5	10:34'19.570	16	35.651	38.261	38.653	1'52.565	274,8	10:35'37.607
12	34.581	37.217	37.254	1'49.052	274,1	10:36'08.622	17	35.263	39.328	38.593	1'53.184	268,7	10:37'30.791
13	34.632	37.130	50.857	2'02.619P	272,7	10:38'11.241	18	35.607	38.991	46.825	2'01.423P	270,0	10:39'32.214
14	2'07.633	37.714	37.626	3'22.973P	210,9	10:41'34.214	19	3'24.237	39.536	40.385	4'44.158P	200,0	10:44'16.372
15	34.829	37.204	37.426	1'49.459	273,4	10:43'23.673	20	35.525	38.884	38.914	1'53.323	267,3	10:46'09.695
16	34.811	36.910	37.203	1'48.924	274,1	10:45'12.597	21	34.998	37.888	38.681	1'51.567	273,4	10:48'01.262
17	34.505	37.647	37.790	1'49.942	274,8	10:47'02.539	22	35.099	38.237	38.695	1'52.031	272,7	10:49'53.293
18	34.558	37.118	43.725	1'55.401P	276,2	10:48'57.940	23	34.658	38.012	38.167	1'50.837	274,1	10:51'44.130
19	1'52.108	40.522	44.690	3'17.320P	212,2	10:52'15.260	24	34.851	37.730	1'08.479	2'21.060	274,8	10:54'05.190
20	34.766	1'12.210	1'12.978	2'59.954	274,8	10:55'15.214	25	1'04.869	38.629	38.332	2'21.830	80,2	10:56'27.020
21	35.083	39.251	38.307	1'52.641	270,7	10:57'07.855	26	39.563	38.565	41.156	1'59.284	275,5	10:58'26.304
22	34.749	37.743	38.247	1'50.739	272,7	10:58'58.594	27	35.064	37.950	46.984	1'59.998P	273,4	11:00'26.302
23	34.669	37.762	37.856	1'50.287	276,2	11:00'48.881							

14 Audi Sport Italia (1'48.908)						
Giro	Seg.1	Seg.2	Seg.3	T. Giro	km/h	Local Time
1		39.151	38.727		206,5	10:01'58.808
2	34.994	37.582	38.196	1'50.772	264,7	10:03'49.580
3	34.834	37.398	37.910	1'50.142	272,7	10:05'39.722
4	34.658	37.360	37.699	1'49.717	272,0	10:07'29.439
5	34.530	41.014	43.992	1'59.536P	273,4	10:09'28.975
6	2'34.475	38.300	38.329	3'51.104P	209,3	10:13'20.079
7	34.718	37.203	37.446	1'49.367	272,7	10:15'09.446
8	34.653	36.996	37.489	1'49.138	272,7	10:16'58.584
9	34.672	36.936	37.300	1'48.908	273,4	10:18'47.492
10	34.702	37.807	44.945	1'57.454P	273,4	10:20'44.946
11	2'34.644	39.192	38.886	3'52.722P	159,3	10:24'37.668
12	35.078	37.995	38.141	1'51.214	272,0	10:26'28.882
13	34.827	37.654	37.739	1'50.220	273,4	10:28'19.102
14	34.673	37.688	37.697	1'50.058	274,1	10:30'09.160
15	34.833	37.575	37.628	1'50.036	273,4	10:31'59.196
16	34.514	37.156	37.667	1'49.337	274,1	10:33'48.533
17	34.577	37.204	37.740	1'49.521	274,1	10:35'38.054
18	35.158	38.074	37.861	1'51.093	247,7	10:37'29.147
19	34.645	37.340	37.467	1'49.452	273,4	10:39'18.599
20	34.666	37.373	45.177	1'57.216P	274,1	10:41'15.815
21	2'25.770	37.697	38.225	3'41.692P	214,7	10:44'57.507
22	34.881	37.294	37.651	1'49.826	274,1	10:46'47.333
23	34.749	37.218	43.531	1'55.498P	274,1	10:48'42.831
24	5'46.151	52.127	38.634	7'16.912P	78,6	10:55'59.743
25	34.816	37.182	37.566	1'49.564	273,4	10:57'49.307
26	34.808	37.530	37.472	1'49.810	274,1	10:59'39.117
27	34.530	37.142	37.306	1'48.978	274,8	11:01'28.095

21 AF Corse (1'49.545)						
Giro	Seg.1	Seg.2	Seg.3	T. Giro	km/h	Local Time
1		39.393	39.594		165,6	10:04'32.390
2	35.595	37.832	38.144	1'51.571	267,3	10:06'23.961
3	35.122	37.456	38.012	1'50.590	268,0	10:08'14.551
4	34.910	37.320	37.574	1'49.804	268,7	10:10'04.355
5	34.876	37.584	37.612	1'50.072	268,7	10:11'54.427
6	34.839	37.256	37.550	1'49.645	268,0	10:13'44.072
7	34.878	37.268	37.488	1'49.634	268,0	10:15'33.706
8	34.823	37.142	37.580	1'49.545	268,7	10:17'23.251
9	34.693	37.242	44.408	1'56.343P	266,0	10:19'19.594
10	3'31.649	37.640	37.991	4'47.280P	209,7	10:24'06.874
11	34.924	37.294	37.706	1'49.924	268,7	10:25'56.798
12	34.714	37.225	40.793	1'52.732	270,0	10:27'49.530
13	34.829	37.349	46.957	1'59.135P	271,4	10:29'48.665
14	2'26.529	38.551	39.156	3'44.236P	209,3	10:33'32.901
15	35.404	38.653	38.304	1'52.361	268,0	10:35'25.262
16	35.179	37.729	40.070	1'52.978	268,0	10:37'18.240
17	35.181	37.982	37.915	1'51.078	268,7	10:39'09.318
18	34.925	37.540	38.135	1'50.600	268,7	10:40'59.918
19	34.877	38.144	38.103	1'51.124	268,7	10:42'51.042
20	35.061	38.495	38.092	1'51.648	265,4	10:44'42.690
21	34.984	37.762	37.927	1'50.673	272,0	10:46'33.363
22	34.736	37.566	43.621	1'55.923P	267,3	10:48'29.286
23	3'44.199	38.826	1'21.005	5'44.030P	209,3	10:54'13.316
24	1'02.992	38.499	38.213	2'19.704	80,1	10:56'33.020
25	35.113	37.960	38.234	1'51.307	273,4	10:58'24.327
26	35.011	38.084	37.892	1'50.987	270,7	11:00'15.314

19 Imperiale Racing (1'50.837)						
Giro	Seg.1	Seg.2	Seg.3	T. Giro	km/h	Local Time
1		41.856	41.523		206,1	10:03'03.707
2	36.517	39.974	40.697	1'57.188	260,9	10:05'00.895
3	35.848	39.667	40.057	1'55.572	271,4	10:06'56.467
4	36.893	41.182	40.587	1'58.662	249,4	10:08'55.129
5	35.752	39.716	40.031	1'55.499	270,0	10:10'50.628
6	35.571	38.954	39.573	1'54.098	270,0	10:12'44.726
7	35.459	39.121	40.129	1'54.709	274,8	10:14'39.435
8	36.544	38.692	39.974	1'55.210	236,3	10:16'34.645

25 RS Racing (1'49.169)						
Giro	Seg.1	Seg.2	Seg.3	T. Giro	km/h	Local Time
1		41.759	39.960		137,8	10:04'41.439
2	35.028	38.086	38.244	1'51.358	271,4	10:06'32.797
3	34.841	37.496	37.797	1'50.134	272,7	10:08'22.931
4	34.502	37.669	37.692	1'49.863	274,1	10:10'12.794
5	34.447	37.500	37.855	1'49.802	274,1	10:12'02.596
6	34.710	37.412	43.865	1'55.987P	274,1	10:13'58.583
7	4'16.453	39.544	40.048	5'36.045P	205,7	10:19'34.628
8	35.523	38.181	38.513	1'52.217	263,4	10:21'26.845
9	35.011	37.793	38.682	1'51.486	271,4	10:23'18.331
10	35.057	37.888	38.338	1'51.283	272,7	10:25'09.614

29/10/2021

P = Box In/Out - C = Tempo Invalidato



Powered by FICr PERUGIA TIMING





ACI Racing Weekend Monza 30-31 Ottobre 2021

CIGT Endurance - Analisi Tempi Libere 1

Monza 5.793 m

3 / 4

11	34.858	38.160	38.316	1'51.334	272,7	10:27'00.948	14		2'00.542P	10:29'46.089
12	34.948	37.954	38.302	1'51.204	274,1	10:28'52.152	15		3'57.846P	10:33'43.935
13	34.775	37.861	38.389	1'51.025	274,1	10:30'43.177	16		1'53.160	10:35'37.095
14	35.433	38.732	45.017	1'59.182P	274,8	10:32'42.359	17		1'52.641	10:37'29.736
15	2'52.033	38.258	38.691	4'08.982P	212,2	10:36'51.341	18		1'52.418	10:39'22.154
16	34.855	38.206	38.209	1'51.270	273,4	10:38'42.611	19		1'54.580	10:41'16.734
17	34.842	41.728	39.149	1'55.719	274,1	10:40'38.330	20		1'54.258	10:43'10.992
18	34.941	38.046	38.379	1'51.366	272,7	10:42'29.696	21		1'54.260	10:45'05.252
19	35.046	38.380	38.540	1'51.966	273,4	10:44'21.662	22		2'07.392P	10:47'12.644
20	34.957	38.115	44.436	1'57.508P	273,4	10:46'19.170	23		5'17.935P	10:52'30.579
21	2'39.808	39.826	38.932	3'58.566P	201,5	10:50'17.736	24		3'03.257	10:55'33.836
22	34.660	37.497	37.880	1'50.037	272,7	10:52'07.773	25		1'49.860	10:57'23.696
23	34.642	1'01.404	1'21.000	2'57.046	274,1	10:55'04.819	26		1'49.479	10:59'13.175
24	35.217	37.551	37.932	1'50.700	268,7	10:56'55.519	27		1'49.240	11:01'02.415
25	34.664	37.066	37.562	1'49.292	273,4	10:58'44.811				
26	34.494	37.217	37.458	1'49.169	274,8	11:00'33.980				

63 Imperiale Racing (1'49.171)

27 Scuderia Baldini 27 (1'49.029)

Giro	Seg.1	Seg.2	Seg.3	T. Giro	km/h	Local Time
1						10:05'07.009
2	4'10.471	40.231	40.425	5'31.127P	205,3	10:10'38.136
3	35.740	38.519	39.238	1'53.497	264,1	10:12'31.633
4	35.103	38.311	39.573	1'52.987	270,7	10:14'24.620
5	35.139	38.084	38.763	1'51.986	272,0	10:16'16.606
6	34.947	37.719	38.385	1'51.051	272,0	10:18'07.657
7	35.102	38.404	38.609	1'52.115	274,1	10:19'59.772
8	34.903	37.625	38.169	1'50.697	273,4	10:21'50.469
9	34.806	37.509	39.221	1'51.536	274,1	10:23'42.005
10	34.692	37.686	37.923	1'50.301	275,5	10:25'32.306
11	34.805	37.747	38.541	1'51.093	273,4	10:27'23.399
12	34.633	37.551	38.255	1'50.439	274,1	10:29'13.838
13	34.861	39.181	46.706	2'00.748P	272,7	10:31'14.586
14	4'05.518	38.243	38.463	5'22.224P	208,9	10:36'36.810
15	34.909	37.525	37.749	1'50.183	271,4	10:38'26.993
16	34.780	37.297	37.571	1'49.648	272,0	10:40'16.641
17	34.642	37.555	37.871	1'50.068	274,1	10:42'06.709
18	34.744	37.224	37.447	1'49.415	272,0	10:43'56.124
19	34.547	37.292	37.503	1'49.342	272,7	10:45'45.466
20	34.697	37.185	37.480	1'49.362	272,7	10:47'34.828
21	34.637	37.730	37.356	1'49.723	273,4	10:49'24.551
22	34.607	37.109	37.313	1'49.029	274,8	10:51'13.580
23	34.793	37.371	47.604	1'59.768P	274,1	10:53'13.348
24	3'02.729	37.376	37.621	4'17.726P	195,7	10:57'31.074
25	34.670	37.351	37.586	1'49.607	274,8	10:59'20.681
26	34.625	37.485	47.137	1'59.247P	274,8	11:01'19.928

Giro	Seg.1	Seg.2	Seg.3	T. Giro	km/h	Local Time
1		40.573	39.537		163,9	10:03'09.222
2	35.579	39.343	45.866	2'00.788	269,3	10:05'10.010
3	35.066	37.986	37.846	1'50.898	269,3	10:07'00.908
4	35.026	38.778	38.287	1'52.091	270,7	10:08'52.999
5	34.831	38.027	38.131	1'50.989	271,4	10:10'43.988
6	36.248	37.742	38.335	1'52.325	271,4	10:12'36.313
7	34.961	37.693	37.980	1'50.634	270,7	10:14'26.947
8	34.669	37.493	37.986	1'50.148	270,0	10:16'17.095
9	35.082	38.182	45.722	1'58.986P	271,4	10:18'16.081
10	2'45.803	38.737	38.966	4'03.506P	210,9	10:22'19.587
11	35.447	38.066	38.264	1'51.777	259,6	10:24'11.364
12	35.078	38.020	37.944	1'51.042	272,0	10:26'02.406
13	34.908	37.582	37.662	1'50.152	272,0	10:27'52.558
14	34.737	37.450	37.581	1'49.768	273,4	10:29'42.326
15	34.778	37.299	37.584	1'49.661	272,7	10:31'31.987
16	35.126	38.487	37.917	1'51.530	273,4	10:33'23.517
17	34.950	37.393	37.632	1'49.975	272,0	10:35'13.492
18	36.718	37.929	37.895	1'52.542	274,1	10:37'06.034
19	34.712	37.209	44.764	1'56.685P	272,0	10:39'02.719
20	3'49.989	38.123	37.901	5'06.013P	212,2	10:44'08.732
21	34.867	37.165	37.545	1'49.577	273,4	10:45'58.309
22	34.824	37.190	37.182	1'49.196	273,4	10:47'47.505
23	35.420	37.459	37.099	1'49.978	275,5	10:49'37.483
24	34.726	37.106	37.339	1'49.171	274,8	10:51'26.654
25	34.605	37.159	57.412	2'09.176	274,8	10:53'35.830
26	1'25.555	39.580	41.604	2'46.739	80,2	10:56'22.569
27	34.621	37.152	37.423	1'49.196	274,1	10:58'11.765
28	34.676	37.246	37.416	1'49.338	275,5	11:00'01.103

33 Kessel Racing (1'49.240)

Giro	Seg.1	Seg.2	Seg.3	T. Giro	km/h	Local Time
1						10:02'23.257
2				1'52.022		10:04'15.279
3				1'51.047		10:06'06.326
4				1'50.700		10:07'57.026
5				1'49.663		10:09'46.689
6				1'52.761		10:11'39.450
7				1'49.264		10:13'28.714
8				1'57.931P		10:15'26.645
9				4'40.499P		10:20'07.144
10				1'59.085		10:22'06.229
11				1'52.927		10:23'59.156
12				1'52.783		10:25'51.939
13				1'53.608		10:27'45.547

77 Nova Race (1'50.616)

Giro	Seg.1	Seg.2	Seg.3	T. Giro	km/h	Local Time
1		42.106	40.904		206,1	10:02'08.308
2	35.805	38.565	38.929	1'53.299	259,0	10:04'01.607
3	35.906	38.132	38.456	1'52.494	247,7	10:05'54.101
4	35.384	37.948	47.596	2'00.928P	264,1	10:07'55.029
5	2'23.393	38.184	38.416	3'39.993P	214,3	10:11'35.022
6	35.110	37.558	38.243	1'50.911	270,0	10:13'25.933
7	35.020	37.642	37.954	1'50.616	269,3	10:15'16.549
8	34.999	37.844	38.171	1'51.014	267,3	10:17'07.563
9	35.391	38.163	48.641	2'02.195P	266,7	10:19'09.758
10	2'07.329	39.169	39.059	3'25.557P	212,2	10:22'35.315
11	34.843	38.549	38.750	1'52.142	275,5	10:24'27.457
12	34.633	38.647	38.324	1'51.604	277,6	10:26'19.061
13	35.358	38.012	38.024	1'51.394	273,4	10:28'10.455

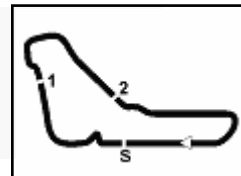
29/10/2021

P = Box In/Out - C = Tempo Invalidato



Powered by FICr PERUGIA TIMING





Monza 5.793 m

4 / 4

ACI Racing Weekend Monza 30-31 Ottobre 2021
CIGT Endurance - Analisi Tempi Libere 1

14	34.848	38.009	38.340	1'51.197	262,1	10:30'01.652	5	38.069	42.265	54.680	2'15.014P	203,0	10:15'08.589
15	34.999	38.273	44.977	1'58.249P	237,4	10:31'59.901	6	3'45.905	42.053	42.122	5'10.080P	203,0	10:20'18.669
16	3'21.586	38.487	40.599	4'40.672P	210,5	10:36'40.573	7	37.177	41.374	41.784	2'00.335	269,3	10:22'19.004
17	35.183	38.068	38.185	1'51.436	272,7	10:38'32.009	8	37.714	41.716	41.503	2'00.933	260,9	10:24'19.937
18	35.152	37.733	38.178	1'51.063	273,4	10:40'23.072	9	38.905	43.315	50.664	2'12.884P	262,8	10:26'32.821
19	35.059	38.013	38.063	1'51.135	272,0	10:42'14.207	10	3'13.234	42.614	42.087	4'37.935P	203,4	10:31'10.756
20	35.073	37.723	38.114	1'50.910	270,7	10:44'05.117	11	38.472	41.016	41.642	2'01.130	272,7	10:33'11.886
21	35.070	38.217	47.906	2'01.193P	270,0	10:46'06.310	12	36.019	40.722	41.185	1'57.926	265,4	10:35'09.812
22	2'02.784	43.821	39.389	3'25.994P	214,3	10:49'32.304	13	36.446	42.281	49.255	2'07.982P	255,3	10:37'17.794
23	35.261	38.289	38.450	1'52.000	266,0	10:51'24.304	14	2'47.058	40.958	41.125	4'09.141P	207,7	10:41'26.935
24	35.218	38.205	52.248	2'05.671	270,0	10:53'29.975	15	36.280	40.870	41.238	1'58.388	261,5	10:43'25.323
25	1'27.066	40.939	39.839	2'47.844	79,8	10:56'17.819	16	35.878	40.680	41.215	1'57.773	261,5	10:45'23.096
26	35.071	38.297	38.444	1'51.812	266,0	10:58'09.631	17	36.381	44.085	52.208	2'12.674P	262,1	10:47'35.770
27	34.987	37.905	38.435	1'51.327	270,7	11:00'00.958							

215 Ceccato Racing (2'01.166)

Giro	Seg.1	Seg.2	Seg.3	T. Giro	km/h	Local Time
1		49.234	48.650		179,1	10:03'59.351
2	41.777	43.853	44.751	2'10.381	194,9	10:06'09.732
3	38.685	43.004	43.881	2'05.570	247,7	10:08'15.302
4	38.324	42.694	43.247	2'04.265	252,3	10:10'19.567
5	38.496	42.289	43.137	2'03.922	249,4	10:12'23.489
6	38.368	42.396	52.831	2'13.595P	250,0	10:14'37.084
7	2'46.860	43.109	42.807	4'12.776P	181,5	10:18'49.860
8	45.069	43.971	46.186	2'15.226	252,3	10:21'05.086
9	38.880	42.242	42.657	2'03.779	240,5	10:23'08.865
10	38.339	42.111	51.171	2'11.621P	251,2	10:25'20.486
11	3'31.652	43.708	43.362	4'58.722P	191,5	10:30'19.208
12	38.271	41.749	42.437	2'02.457	249,4	10:32'21.665
13	38.197	42.524	52.339	2'13.060P	251,2	10:34'34.725
14	4'42.486	45.262	44.868	6'12.616P	110,9	10:40'47.341
15	42.838	42.821	42.618	2'08.277	252,3	10:42'55.618
16	38.629	41.592	42.185	2'02.406	237,9	10:44'58.024
17	38.111	41.405	41.698	2'01.214	247,7	10:46'59.238
18	38.209	41.674	42.084	2'01.967	248,8	10:49'01.205
19	38.051	41.439	42.049	2'01.539	250,6	10:51'02.744
20	38.146	41.498	52.222	2'11.866P	248,3	10:53'14.610
21	3'03.162	41.972	42.811	4'27.945P	166,4	10:57'42.555
22	38.059	41.134	41.973	2'01.166	251,2	10:59'43.721
23	38.146	41.796	49.367	2'09.309P	255,3	11:01'53.030

333 SR&R (1'54.437)

Giro	Seg.1	Seg.2	Seg.3	T. Giro	km/h	Local Time
1		45.332	51.065		178,2	10:09'07.174
2	2'08.752	41.411	42.443	3'32.606P	184,9	10:12'39.780
3	37.263	40.647	40.982	1'58.892	216,0	10:14'38.672
4	40.960	40.542	40.996	2'02.498	229,8	10:16'41.170
5	36.351	40.343	40.818	1'57.512	245,5	10:18'38.682
6	36.400	40.488	48.751	2'05.639P	254,1	10:20'44.321
7	3'37.035	43.004	41.555	5'01.594P	171,4	10:25'45.915
8	35.484	39.474	39.971	1'54.929	266,7	10:27'40.844
9	35.364	39.217	39.901	1'54.482	269,3	10:29'35.326
10	35.208	39.143	40.086	1'54.437	270,0	10:31'29.763
11	35.767	40.484	47.089	2'03.340P	252,9	10:33'33.103

334 SR&R (1'57.773)

Giro	Seg.1	Seg.2	Seg.3	T. Giro	km/h	Local Time
1		46.222	1'02.440		169,5	10:04'55.034
2	2'26.926	42.742	43.797	3'53.465P	203,0	10:08'48.499
3	37.768	42.527	43.357	2'03.652	250,6	10:10'52.151
4	37.518	41.429	42.477	2'01.424	267,3	10:12'53.575

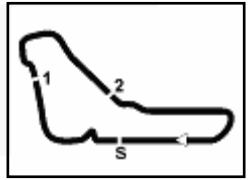
29/10/2021

P = Box In/Out - C = Tempo Invalidato



Powered by FICr PERUGIA TIMING





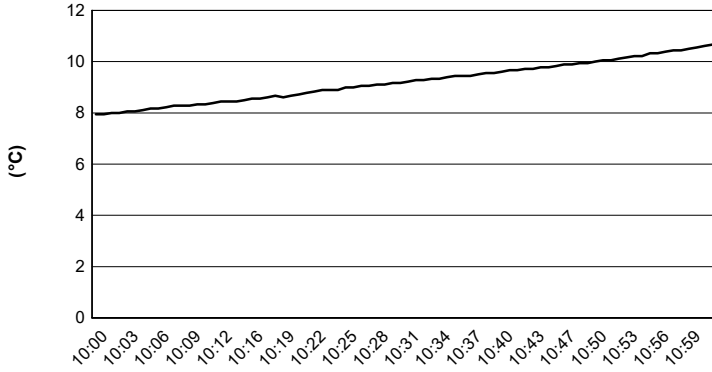
Monza 5.793 m

ACI Racing Weekend Monza 30-31 Ottobre 2021

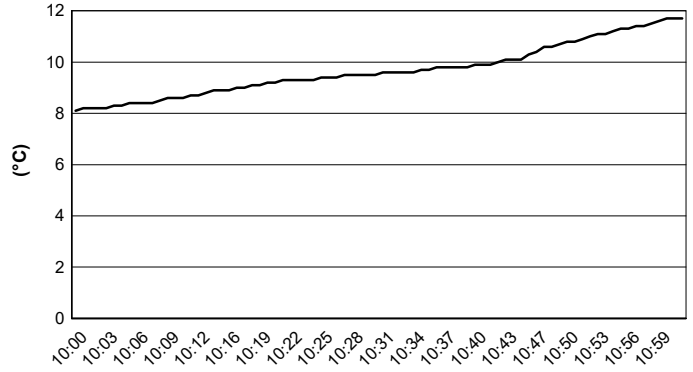
CIET Endurance - Meteo Libere 1

Session started 10:00 - Session ended 11:02

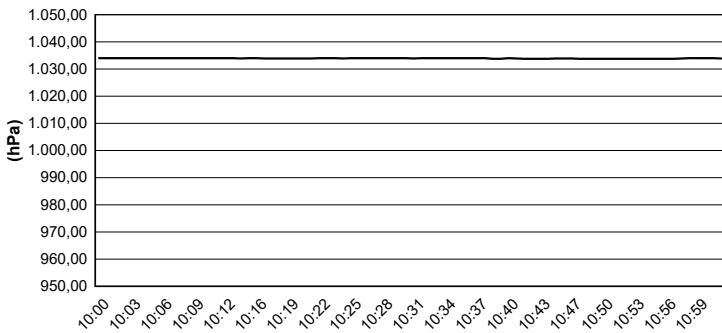
Air Temperature



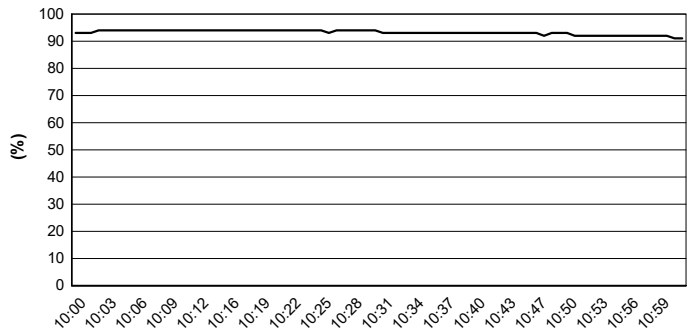
Track Temperature



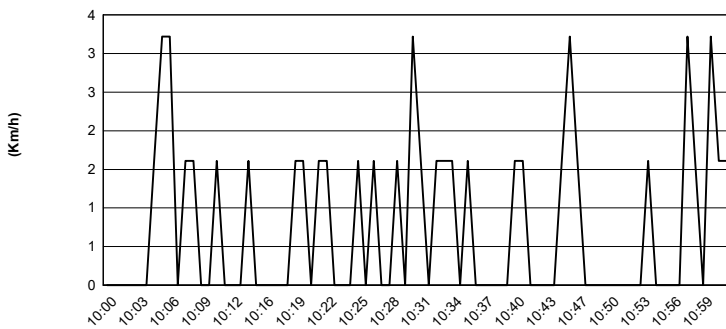
Air Pressure



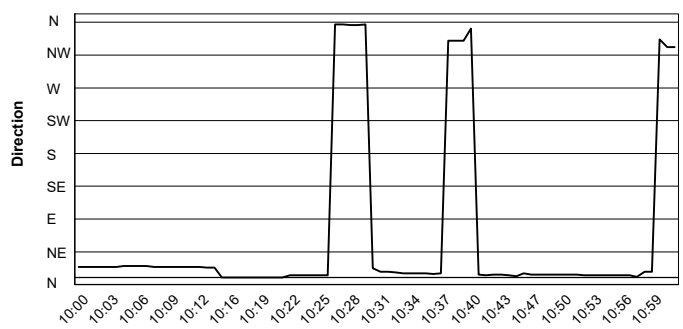
Humidity



Wind Speed



Wind Direction



29/10/2021

