

# ACI Racing Weekend Monza 30-31 Ottobre 2021

## CIGT Endurance - Classifica Libere 2

Monza 5.793 m

1 / 2

	Conduattore 1 Num. Concorrente	Conduattore 2 Team	Conduattore 3 Auto	Classe	Tempo	Dist.	Media	Giri
1	<b>8 HUDSPETH Sean (SGP)</b> AF CORSE	<b>SCHREINER Carrie (DEU)</b> AF Corse	<b>RIGON Davide (ITA)</b> FERRARI 488 EVO	GT3PR	<b>1'48.360</b>		192,458	28
2	<b>11 EARLE Stephen (USA)</b> KESSEL RACING	<b>SCHIRÒ Niccolò (ITA)</b> Kessel Racing	<b>PEREL David (RSA)</b> FERRARI 488 EVO	GT3PA	<b>1'48.690</b>	0.330	191,874	26
3	<b>27 GAI Stefano (ITA)</b> SCUDERIA BALDINI 27	<b>ZAMPIERI Daniel (CHE)</b> Scuderia Baldini 27	FERRARI 488 EVO	GT3PR	<b>1'48.920</b>	0.560	191,469	27
4	<b>33 CUHADAROGU Murat (TUR)</b> KESSEL RACING	<b>FUMANELLI David (ITA)</b> Kessel Racing	FERRARI 488 EVO	GT3PA	<b>1'48.928</b>	0.568	191,455	27
5	<b>7 COMANDINI Stefano (ITA)</b> CECCATO RACING	<b>ZUG Marius (DEU)</b> Ceccato Racing	<b>SPENGLER Bruno (CAN)</b> BMW M6	GT3PR	<b>1'48.944</b>	0.584	191,427	26
6	<b>12 DRUDI Mattia (ITA)</b> AUDI SPORT ITALIA	<b>FERRARI Lorenzo (ITA)</b> Audi Sport Italia	<b>AGOSTINI Riccardo (ITA)</b> AUDI R8 LMS	GT3PR	<b>1'49.040</b>	0.680	191,258	28
7	<b>25 DI AMATO Daniele (ITA)</b> RS RACING	<b>VEZZONI Alessandro (ITA)</b> RS Racing	FERRARI 488 EVO	GT3PA	<b>1'49.042</b>	0.682	191,255	28
8	<b>21 MANN Simon (USA)</b> AF CORSE	<b>VILANDER Toni (FIN)</b> AF Corse	FERRARI 488 EVO	GT3PA	<b>1'49.081</b>	0.721	191,186	13
9	<b>14 SALAQUARDA Filip (CZE)</b> AUDI SPORT ITALIA	<b>MANCINELLI Daniel (ITA)</b> Audi Sport Italia	<b>POSTIGLIONE Vito (ITA)</b> AUDI R8 LMS	GT3PR	<b>1'49.130</b>	0.770	191,101	27
10	<b>63 DI FOLCO Alberto (ITA)</b> IMPERIALE RACING	<b>AMICI Andrea (ITA)</b> Imperiale Racing	<b>MIDDLETON Stuart (GBR)</b> LAMBORGHINI HURACÁN	GT3PR	<b>1'49.329</b>	0.969	190,753	24
11	<b>77 MAGNONI Luca (ITA)</b> NOVA RACE	<b>ZANOTTI Erwin (ITA)</b> Nova Race	HONDA NSX	GT3AM	<b>1'49.334</b>	0.974	190,744	27
12	<b>3 GRECO Matteo (ITA)</b> EASY RACE	<b>HOFFER Max (AUT)</b> Easy Race	FERRARI 488 EVO	GT3PR	<b>1'50.258</b>	1.898	189,145	23
13	<b>19 BATTIROLI Antoine (FRA)</b> IMPERIALE RACING	<b>JAROMIR Jirík (CZE)</b> Imperiale Racing	<b>AGUST Paul (LTU)</b> LAMBORGHINI HURACÁN	GT3AM	<b>1'51.240</b>	2.880	187,476	27
14	<b>333 DEMARCHI Luca (ITA)</b> SR&R	<b>RISITANO Nicholas (ITA)</b> SR&R	<b>BARBOLINI Edoardo (ITA)</b> FERRARI 488 CHALLENGE	GTC	<b>1'53.685</b>	5.325	183,444	9
15	<b>334 BARATTO Jacopo (ITA)</b> SR&R	<b>'ARAMIS' (ITA)</b> SR&R	<b>BACCI Alessio (ITA)</b> FERRARI 458 CHALLENGE	GTC	<b>1'55.806</b>	7.446	180,084	18
16	<b>215 NERI Nicola (ITA)</b> CECCATO RACING	<b>FASCICOLO Giuseppe (ITA)</b> Ceccato Racing	<b>NILSSON Alfred (SWE)</b> BMW M4	GT4AM	<b>1'58.154</b>	9.794	176,505	24

Umidità	60%	ARIA	16°C
Condizioni	DRY	Pista	19°C

Direttore di Gara : Fabrizio Fondacci

Direttore di Prova : Alessandro Ferrari

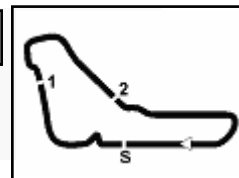
29/10/2021 Inizio 13:39 Fine 14:42

Esposta alle: .....



Powered by FICr PERUGIA TIMING




**ACI Racing Weekend Monza 30-31 Ottobre 2021**
**CIGT Endurance - Classifica Libere 2**

Monza 5.793 m

2 / 2

**Penalty and Infringement**
**Fastest Laps Sequence**

Num.	Concorrente	Naz	Team	Auto	Local Time	Tempo	Dist.	Media
25	D. DI AMATO	ITA	RS Racing	Ferrari 488 Evo	13:43'47.775	<b>1'49.981</b>		189,622
63	A. DI FOLCO	ITA	Imperiale Racing	Lamborghini Huracán	13:45'14.157	<b>1'49.954</b>	-0.027	189,668
25	D. DI AMATO	ITA	RS Racing	Ferrari 488 Evo	13:45'37.003	<b>1'49.228</b>	-0.726	190,929
25	D. DI AMATO	ITA	RS Racing	Ferrari 488 Evo	13:47'26.160	<b>1'49.157</b>	-0.071	191,053
14	F. SALAQUARDA	CZE	Audi Sport Italia	AUDI R8 LMS	13:53'20.803	<b>1'49.130</b>	-0.027	191,101
27	S. GAI	ITA	Scuderia Baldini 27	Ferrari 488 Evo	13:57'07.159	<b>1'48.920</b>	-0.210	191,469
11	S. EARLE	USA	Kessel Racing	Ferrari 488 Evo	14:17'38.466	<b>1'48.690</b>	-0.230	191,874
8	S. HUDSPETH	SGP	AF Corse	Ferrari 488 Evo	14:31'31.032	<b>1'48.645</b>	-0.045	191,954
8	S. HUDSPETH	SGP	AF Corse	Ferrari 488 Evo	14:33'19.392	<b>1'48.360</b>	-0.285	192,458

Direttore di Gara : Fabrizio Fondacci

Direttore di Prova : Alessandro Ferrari

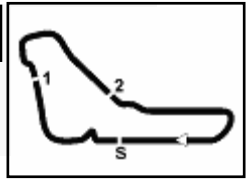
29/10/2021      Inizio 13:39      Fine 14:42

Esposta alle: .....



Powered by FICr PERUGIA TIMING





ACI Racing Weekend Monza 30-31 Ottobre 2021  
CIGT Endurance - Best Sectors & Speed Libere 2

MIGLIOR GIRO

1	8 AF CORSE	Ferrari 488 Evo	1'48.360
2	11 KESSEL RACING	Ferrari 488 Evo	1'48.690
3	27 SCUDERIA BALDINI 27	Ferrari 488 Evo	1'48.920
4	33 KESSEL RACING	Ferrari 488 Evo	1'48.928
5	7 CECCATO RACING	BMW M6	1'48.944
6	12 AUDI SPORT ITALIA	AUDI R8 LMS	1'49.040
7	25 RS RACING	Ferrari 488 Evo	1'49.042
8	21 AF CORSE	Ferrari 488 Evo	1'49.081
9	14 AUDI SPORT ITALIA	AUDI R8 LMS	1'49.130
10	63 IMPERIALE RACING	Lamborghini Huracán	1'49.329
11	77 NOVA RACE	Honda NSX	1'49.334
12	3 EASY RACE	Ferrari 488 Evo	1'50.258
13	19 IMPERIALE RACING	Lamborghini Huracán	1'51.240
14	333 SR&R	Ferrari 488 Challenge	1'53.685
15	334 SR&R	Ferrari 488 Challenge	1'55.806
16	215 CECCATO RACING	BMW M4	1'58.154

SPEED

1	19 IMPERIALE RACING	Lamborghini Huracán	279,8
2	77 NOVA RACE	Honda NSX	279,1
3	8 AF CORSE	Ferrari 488 Evo	277,6
4	333 SR&R	Ferrari 488 Challenge	277,6
5	334 SR&R	Ferrari 488 Challenge	277,6
6	7 CECCATO RACING	BMW M6	277,6
7	27 SCUDERIA BALDINI 27	Ferrari 488 Evo	277,6
8	25 RS RACING	Ferrari 488 Evo	276,9
9	12 AUDI SPORT ITALIA	AUDI R8 LMS	276,9
10	14 AUDI SPORT ITALIA	AUDI R8 LMS	276,2
11	11 KESSEL RACING	Ferrari 488 Evo	275,5
12	63 IMPERIALE RACING	Lamborghini Huracán	275,5
13	21 AF CORSE	Ferrari 488 Evo	274,1
14	3 EASY RACE	Ferrari 488 Evo	274,1
15	33 KESSEL RACING	Ferrari 488 Evo	274,1
16	215 CECCATO RACING	BMW M4	256,5

SEG. 1

1	8 AF CORSE	34.159
2	25 RS RACING	34.291
3	63 IMPERIALE RACING	34.381
4	27 SCUDERIA BALDINI 27	34.393
5	7 CECCATO RACING	34.446
6	33 KESSEL RACING	34.479
7	11 KESSEL RACING	34.491
8	77 NOVA RACE	34.514
9	12 AUDI SPORT ITALIA	34.591
10	14 AUDI SPORT ITALIA	34.616
11	21 AF CORSE	34.630
12	3 EASY RACE	34.776
13	19 IMPERIALE RACING	34.904
14	333 SR&R	35.080
15	334 SR&R	35.697
16	215 CECCATO RACING	37.347

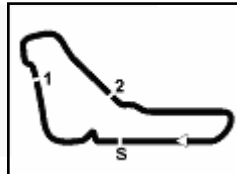
SEG. 2

1	8 AF CORSE	36.886
2	27 SCUDERIA BALDINI 27	36.893
3	7 CECCATO RACING	36.924
4	11 KESSEL RACING	36.926
5	14 AUDI SPORT ITALIA	36.998
6	33 KESSEL RACING	37.047
7	25 RS RACING	37.049
8	12 AUDI SPORT ITALIA	37.060
9	21 AF CORSE	37.068
10	77 NOVA RACE	37.136
11	63 IMPERIALE RACING	37.145
12	3 EASY RACE	37.307
13	19 IMPERIALE RACING	37.855
14	333 SR&R	39.019
15	334 SR&R	39.722
16	215 CECCATO RACING	40.147

SEG. 3

1	8 AF CORSE	37.104
2	27 SCUDERIA BALDINI 27	37.150
3	7 CECCATO RACING	37.157
4	11 KESSEL RACING	37.254
5	14 AUDI SPORT ITALIA	37.257
6	21 AF CORSE	37.286
7	12 AUDI SPORT ITALIA	37.326
8	63 IMPERIALE RACING	37.364
9	33 KESSEL RACING	37.402
10	77 NOVA RACE	37.492
11	25 RS RACING	37.525
12	3 EASY RACE	37.949
13	19 IMPERIALE RACING	38.367
14	333 SR&R	39.526
15	334 SR&R	40.387
16	215 CECCATO RACING	40.660



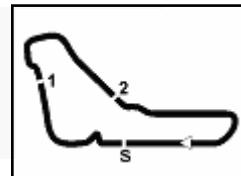


Monza 5.793 m

**ACI Racing Weekend Monza 30-31 Ottobre 2021**
**CIGT Endurance - Ideal Time Libere 2**

Num. Concorrente	Auto	Seg. 1	Seg. 2	Seg. 3	Ideal Time				
		Diff. 1	Diff. 2	Diff. 3	Miglior Giro	Pos.	Diff.		
1	8 AF CORSE	Ferrari 488 Evo	<b>34.159</b> +0.199	<b>36.886</b> +0.293	<b>37.104</b> +0.012	<b>1'48.149</b> 1'48.360	1	0.211	
2	27 SCUDERIA BALDINI 27	Ferrari 488 Evo	34.393 +0.191	36.893 +0.293	37.150	<b>1'48.436</b> 1'48.920	3	0.484	
3	7 CECCATO RACING	BMW M6	34.446 +0.225	36.924 +0.132	37.157 +0.060	<b>1'48.527</b> 1'48.944	5	0.417	
4	11 KESSEL RACING	Ferrari 488 Evo	34.491	36.926	37.254 +0.019	<b>1'48.671</b> 1'48.690	2	0.019	
5	25 RS RACING	Ferrari 488 Evo	34.291	37.049 +0.099	37.525 +0.078	<b>1'48.865</b> 1'49.042	7	0.177	
6	14 AUDI SPORT ITALIA	AUDI R8 LMS	34.616	36.998 +0.259	37.257	<b>1'48.871</b> 1'49.130	9	0.259	
7	63 IMPERIALE RACING	Lamborghini Huracán	34.381 +0.439	37.145	37.364	<b>1'48.890</b> 1'49.329	10	0.439	
8	33 KESSEL RACING	Ferrari 488 Evo	34.479	37.047	37.402	<b>1'48.928</b> 1'48.928	4		
9	12 AUDI SPORT ITALIA	AUDI R8 LMS	34.591	37.060 +0.063	37.326	<b>1'48.977</b> 1'49.040	6	0.063	
10	21 AF CORSE	Ferrari 488 Evo	34.630	37.068 +0.097	37.286	<b>1'48.984</b> 1'49.081	8	0.097	
11	77 NOVA RACE	Honda NSX	34.514 +0.015	37.136	37.492 +0.177	<b>1'49.142</b> 1'49.334	11	0.192	
12	3 EASY RACE	Ferrari 488 Evo	34.776	37.307 +0.226	37.949	<b>1'50.032</b> 1'50.258	12	0.226	
13	19 IMPERIALE RACING	Lamborghini Huracán	34.904 +0.114	37.855	38.367	<b>1'51.126</b> 1'51.240	13	0.114	
14	333 SR&R	Ferrari 488 Challenge	35.080 +0.028	39.019 +0.032	39.526	<b>1'53.625</b> 1'53.685	14	0.060	
15	334 SR&R	Ferrari 458 Challenge	35.697	39.722	40.387	<b>1'55.806</b> 1'55.806	15		
16	215 CECCATO RACING	BMW M4	37.347	40.147	40.660	<b>1'58.154</b> 1'58.154	16		
<b>Ideal Time Assoluto</b>			34.159	34.159	36.886	37.104	<b>1'48.149</b>		





ACI Racing Weekend Monza 30-31 Ottobre 2021  
CIGT Endurance - Analisi Tempi Libere 2

Monza 5.793 m

1 / 4

3 Easy Race (1'50.258)						
Giro	Seg.1	Seg.2	Seg.3	T. Giro	km/h	Local Time
1		39.187	39.368		199,3	13:42'19.363
2	35.370	38.833	38.891	1'53.094	270,7	13:44'12.457
3	35.683	38.314	38.759	1'52.756	267,3	13:46'05.213
4	35.163	38.200	38.510	1'51.873	269,3	13:47'57.086
5	35.078	38.280	38.682	1'52.040	271,4	13:49'49.126
6	35.369	38.274	45.084	1'58.727P	270,7	13:51'47.853
7	3'54.162	38.441	38.562	5'11.165P	206,9	13:56'59.018
8	34.972	38.514	38.760	1'52.246	273,4	13:58'51.264
9	35.217	38.036	38.193	1'51.446	<b>274,1</b>	14:00'42.710
10	35.021	37.993	51.004	2'04.018P	272,7	14:02'46.728
11	2'05.166	38.488	38.180	3'21.834P	208,1	14:06'08.562
12	34.890	37.444	38.139	1'50.473	272,7	14:07'59.035
13	<b>34.776</b>	37.533	<b>37.949</b>	<b>1'50.258</b>	273,4	14:09'49.293
14	34.932	<b>37.307</b>	38.122	1'50.361	<b>274,1</b>	14:11'39.654
15	35.354	38.235	45.876	1'59.465P	271,4	14:13'39.119
16	4'19.906	37.910	38.175	5'35.991P	208,9	14:19'15.110
17	35.299	37.696	44.963	1'57.958P	271,4	14:21'13.068
18	4'24.092	38.258	38.636	5'40.986P	206,9	14:26'54.054
19	34.869	37.665	38.145	1'50.679	271,4	14:28'44.733
20	34.906	37.662	38.135	1'50.703	272,0	14:30'35.436
21	34.972	37.771	45.062	1'57.805P	270,7	14:32'33.241
22	3'56.454	38.100	41.140	5'15.694P	203,0	14:37'48.935
23	35.008	37.577	38.350	1'50.935	273,4	14:39'39.870
24	34.881	37.604	38.010	1'50.495	272,0	14:41'30.365

3	34.779	37.579	37.955	1'50.313	274,8	13:47'04.080
4	34.591	37.640	37.560	1'49.791	274,8	13:48'53.871
5	34.755	37.975	38.000	1'50.730	274,8	13:50'44.601
6	34.510	37.514	37.408	1'49.432	275,5	13:52'34.033
7	34.571	37.597	39.183	1'51.351	274,8	13:54'25.384
8	34.560	37.420	37.600	1'49.580	275,5	13:56'14.964
9	34.518	37.514	37.558	1'49.590	276,2	13:58'04.554
10	34.733	38.004	44.185	1'56.922P	276,9	14:00'01.476
11	4'03.961	40.922	40.260	5'25.143P	156,7	14:05'26.619
12	35.568	38.226	38.718	1'52.512	254,1	14:07'19.131
13	35.639	37.700	38.144	1'51.483	231,8	14:09'10.614
14	34.875	37.630	39.956	1'52.461	272,0	14:11'03.075
15	34.643	38.097	37.993	1'50.733	273,4	14:12'53.808
16	34.489	37.584	37.622	1'49.695	273,4	14:14'43.503
17	34.795	37.568	37.722	1'50.085	274,1	14:16'33.588
18	34.649	37.326	37.748	1'49.723	271,4	14:18'23.311
19	34.488	37.440	37.550	1'49.478	273,4	14:20'12.789
20	34.482	37.313	37.657	1'49.452	274,8	14:22'02.241
21	35.475	38.703	45.033	1'59.211P	270,7	14:24'01.452
22	2'36.641	37.536	37.718	3'51.895P	213,0	14:27'53.347
23	34.582	37.071	37.387	1'49.040	274,1	14:29'42.387
24	34.300	37.011	37.334	1'48.645	274,8	14:31'31.032
25	34.358	<b>36.886</b>	37.116	<b>1'48.360</b>	274,1	14:33'19.392
26	34.403	36.984	<b>37.104</b>	1'48.491	274,1	14:35'07.883
27	34.244	37.093	37.239	1'48.576	276,2	14:36'56.459
28	<b>34.159</b>	37.079	37.849	1'49.087	<b>277,6</b>	14:38'45.546
29	34.727	37.843	46.134	1'58.704P	233,3	14:40'44.250

7 Ceccato Racing (1'48.944)						
Giro	Seg.1	Seg.2	Seg.3	T. Giro	km/h	Local Time
1		41.691	41.348		156,1	13:43'25.711
2	37.008	39.393	38.956	1'55.357	206,9	13:45'21.068
3	35.173	37.777	37.970	1'50.920	270,7	13:47'11.988
4	34.959	37.670	37.977	1'50.606	274,1	13:49'02.594
5	34.861	37.649	37.870	1'50.380	273,4	13:50'52.974
6	34.810	37.681	43.575	1'56.066P	273,4	13:52'49.040
7	3'11.423	37.958	38.061	4'27.442P	211,4	13:57'16.482
8	35.038	37.608	37.839	1'50.485	274,1	13:59'06.967
9	34.866	37.536	37.684	1'50.086	274,1	14:00'57.053
10	34.999	37.522	43.289	1'55.810P	274,8	14:02'52.863
11	1'46.999	41.244	39.503	3'07.746P	209,3	14:06'00.609
12	35.151	42.186	38.400	1'55.737	274,8	14:07'56.346
13	34.671	37.056	37.217	<b>1'48.944</b>	274,1	14:09'45.290
14	<b>34.446</b>	37.030	44.391	1'55.867P	276,9	14:11'41.157
15	2'18.416	38.609	38.228	3'35.253P	203,8	14:15'16.410
16	35.158	37.900	38.127	1'51.185	273,4	14:17'07.595
17	35.609	37.545	37.861	1'51.015	262,8	14:18'58.610
18	36.188	37.797	37.764	1'51.749	274,8	14:20'50.359
19	35.280	37.798	43.782	1'56.860P	275,5	14:22'47.219
20	2'02.139	37.920	37.641	3'17.700P	208,1	14:26'04.919
21	34.728	37.470	37.210	1'49.408	271,4	14:27'54.327
22	34.548	37.340	<b>37.157</b>	1'49.045	<b>277,6</b>	14:29'43.372
23	34.605	<b>36.924</b>	42.997	1'54.526P	274,8	14:31'37.898
24	2'09.390	38.290	37.893	3'25.573P	214,3	14:35'03.471
25	34.833	37.494	37.783	1'50.110	274,8	14:36'53.581
26	34.715	37.272	38.455	1'50.442	276,2	14:38'44.023
27	34.630	37.874	42.735	1'55.239P	274,8	14:40'39.262

11 Kessel Racing (1'48.690)						
Giro	Seg.1	Seg.2	Seg.3	T. Giro	km/h	Local Time
1		37.797	38.051		192,9	13:42'53.913
2	35.255	37.297	37.504	1'50.056	273,4	13:44'43.969
3	34.720	37.046	44.295	1'56.061P	<b>275,5</b>	13:46'40.030
4	2'18.171	38.901	38.940	3'36.012P	210,5	13:50'16.042
5	35.888	40.161	39.222	1'55.271	268,0	13:52'11.313
6	36.183	38.752	38.992	1'53.927	274,8	13:54'05.240
7	35.113	38.641	39.067	1'52.821	<b>275,5</b>	13:55'58.061
8	35.157	38.332	38.904	1'52.393	273,4	13:57'50.454
9	35.141	38.840	39.018	1'52.999	273,4	13:59'43.453
10	35.987	39.082	38.973	1'54.042	226,4	14:01'37.495
11	34.940	38.376	39.022	1'52.338	273,4	14:03'29.833
12	35.233	38.971	38.883	1'53.087	274,1	14:05'22.920
13	35.086	39.132	39.370	1'53.588	274,1	14:07'16.508
14	40.045	39.499	48.266	2'07.810P	191,2	14:09'24.318
15	3'19.050	38.997	38.088	4'36.135P	206,1	14:14'00.453
16	34.550	37.316	37.457	1'49.323	274,1	14:15'49.776
17	<b>34.491</b>	<b>36.926</b>	37.273	<b>1'48.690</b>	<b>275,5</b>	14:17'38.466
18	34.524	37.839	38.093	1'50.456	274,8	14:19'28.922
19	34.542	37.059	43.563	1'55.164P	274,1	14:21'24.086
20	2'13.585	37.299	37.581	3'28.465P	213,0	14:24'52.551
21	34.633	36.961	<b>37.254</b>	1'48.848	273,4	14:26'41.399
22	34.548	37.129	42.881	1'54.558P	274,8	14:28'35.957
23	2'31.652	37.267	37.492	3'46.411P	212,6	14:32'22.368
24	34.598	37.242	47.244	1'59.084P	274,8	14:34'21.452
25	2'03.598	38.755	39.088	3'21.441P	213,0	14:37'42.893
26	34.895	38.630	39.069	1'52.594	274,1	14:39'35.487
27	35.009	38.645	38.909	1'52.563	272,7	14:41'28.050

8 AF Corse (1'48.360)						
Giro	Seg.1	Seg.2	Seg.3	T. Giro	km/h	Local Time
1		39.980	39.375		155,4	13:43'23.087
2	34.788	37.902	37.990	1'50.680	274,1	13:45'13.767

12 Audi Sport Italia (1'49.040)						
Giro	Seg.1	Seg.2	Seg.3	T. Giro	km/h	Local Time
1		39.573	38.867		173,4	13:42'05.972

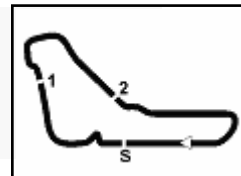
29/10/2021

P = Box In/Out - C = Tempo Invalidato



Powered by FICr PERUGIA TIMING





ACI Racing Weekend Monza 30-31 Ottobre 2021

CIGT Endurance - Analisi Tempi Libere 2

2	35.198	37.977	42.379	1'55.554	272,0	13:44'01.526
3	34.831	37.490	39.286	1'51.607	273,4	13:45'53.133
4	35.104	37.561	37.807	1'50.472	274,8	13:47'43.605
5	34.880	37.455	37.895	1'50.230	274,8	13:49'33.835
6	34.844	38.740	37.952	1'51.536	274,1	13:51'25.371
7	34.791	37.603	39.752	1'52.146	274,8	13:53'17.517
8	35.946	41.165	44.996	2'02.107P	274,1	13:55'19.624
9	2'01.651	38.227	38.337	3'18.215P	211,8	13:58'37.839
10	35.055	37.765	44.047	1'56.867P	274,1	14:00'34.706
11	1'59.170	37.970	38.055	3'15.195P	210,5	14:03'49.901
12	34.842	37.987	37.666	1'50.495	275,5	14:05'40.396
13	34.864	37.371	40.043	1'52.278	274,1	14:07'32.674
14	37.379	37.535	37.592	1'52.506	<b>276,9</b>	14:09'25.180
15	34.743	37.364	39.604	1'51.711	274,8	14:11'16.891
16	34.913	37.308	45.378	1'57.599P	274,8	14:13'14.490
17	1'57.807	37.606	38.234	3'13.647P	212,2	14:16'28.137
18	34.789	37.423	37.564	1'49.776	274,1	14:18'17.913
19	34.663	37.193	37.437	1'49.293	274,1	14:20'07.206
20	34.674	<b>37.060</b>	38.561	1'50.295	274,8	14:21'57.501
21	34.683	37.141	37.498	1'49.322	275,5	14:23'46.823
22	<b>34.591</b>	37.123	<b>37.326</b>	<b>1'49.040</b>	274,8	14:25'35.863
23	34.615	37.195	43.362	1'55.172P	274,8	14:27'31.035
24	2'31.392	37.636	37.507	3'46.535P	212,6	14:31'17.570
25	37.537	37.261	37.384	1'52.182	274,1	14:33'09.752
26	35.194	37.326	37.379	1'49.899	274,1	14:34'59.651
27	34.611	37.414	39.112	1'51.137	274,1	14:36'50.788
28	38.727	42.473	38.432	1'59.632	274,8	14:38'50.420
29	34.597	37.168	37.398	1'49.163	276,2	14:40'39.583

19 Imperiale Racing (1'51.240)						
Giro	Seg.1	Seg.2	Seg.3	T. Giro	km/h	Local Time
1		39.721	43.384		204,2	13:42'22.433
2	35.410	37.936	38.629	1'51.975	272,7	13:44'14.408
3	35.145	38.267	38.671	1'52.083	<b>279,8</b>	13:46'06.491
4	34.997	38.085	38.747	1'51.829	274,8	13:47'58.320
5	35.002	37.921	38.540	1'51.463	275,5	13:49'49.783
6	35.167	38.284	41.945	1'55.396	272,7	13:51'45.179
7	34.978	37.935	38.467	1'51.380	272,7	13:53'36.559
8	35.018	<b>37.855</b>	<b>38.367</b>	<b>1'51.240</b>	274,1	13:55'27.799
9	<b>34.904</b>	38.206	44.484	1'57.594P	274,1	13:57'25.393
10	3'18.082	41.278	41.472	4'40.832P	210,1	14:02'06.225
11	35.889	39.265	39.994	1'55.148	269,3	14:04'01.373
12	35.558	38.820	40.045	1'54.423	270,0	14:05'55.796
13	35.524	39.071	40.259	1'54.854	271,4	14:07'50.650
14	35.355	38.958	39.937	1'54.250	272,0	14:09'44.900
15	36.177	38.937	39.677	1'54.791	262,8	14:11'39.691
16	36.560	42.310	39.660	1'58.530	244,9	14:13'38.221
17	35.353	39.063	39.719	1'54.135	271,4	14:15'32.356
18	35.346	38.847	49.112	2'03.305P	272,7	14:17'35.661
19	2'41.931	39.570	40.027	4'01.528P	208,1	14:21'37.189
20	35.591	39.022	39.417	1'54.030	268,7	14:23'31.219
21	35.256	38.757	39.815	1'53.828	271,4	14:25'25.047
22	35.300	38.647	39.383	1'53.330	272,0	14:27'18.377
23	35.358	38.624	48.851	2'02.833P	270,0	14:29'21.210
24	1'26.411	39.634	40.492	2'46.537P	211,4	14:32'07.747
25	35.111	38.791	38.785	1'52.687	274,1	14:34'00.434
26	34.924	38.890	38.975	1'52.789	274,8	14:35'53.223
27	35.055	38.889	39.094	1'53.038	273,4	14:37'46.261
28	35.037	38.672	51.619	2'05.328P	274,1	14:39'51.589

14 Audi Sport Italia (1'49.130)						
Giro	Seg.1	Seg.2	Seg.3	T. Giro	km/h	Local Time
1		46.703	42.898		147,9	13:42'20.152
2	39.289	41.922	54.100	2'15.311P	167,7	13:44'35.463
3	3'49.596	38.908	38.024	5'06.528P	210,1	13:49'41.991
4	35.004	37.271	37.407	1'49.682	273,4	13:51'31.673
5	<b>34.616</b>	37.257	<b>37.257</b>	<b>1'49.130</b>	274,8	13:53'20.803
6	34.859	<b>36.998</b>	37.307	1'49.164	275,5	13:55'09.967
7	35.036	37.259	43.765	1'56.060P	274,8	13:57'06.027
8	2'13.762	37.448	37.617	3'28.827P	212,6	14:00'34.854
9	34.984	37.030	37.357	1'49.371	272,7	14:02'24.225
10	35.030	37.261	37.419	1'49.710	273,4	14:04'13.935
11	34.891	37.198	44.176	1'56.265P	273,4	14:06'10.200
12	2'26.512	38.323	37.734	3'42.569P	211,4	14:09'52.769
13	34.758	37.299	37.644	1'49.701	274,8	14:11'42.470
14	34.879	39.704	37.764	1'52.347	<b>276,2</b>	14:13'34.817
15	34.761	37.466	37.911	1'50.138	273,4	14:15'24.955
16	34.721	37.294	37.532	1'49.547	274,1	14:17'14.502
17	34.757	37.154	37.431	1'49.342	274,1	14:19'03.844
18	34.949	37.377	37.623	1'49.949	274,8	14:20'53.793
19	34.733	37.344	43.657	1'55.734P	274,8	14:22'49.527
20	2'08.597	39.949	38.731	3'27.277P	206,9	14:26'16.804
21	34.939	38.038	37.891	1'50.868	270,7	14:28'07.672
22	34.907	37.859	38.658	1'51.424	274,8	14:29'59.096
23	34.894	37.692	37.691	1'50.277	274,1	14:31'49.373
24	34.886	37.444	39.854	1'52.184	273,4	14:33'41.557
25	35.066	37.596	37.586	1'50.248	273,4	14:35'31.805
26	34.994	37.660	37.728	1'50.382	274,1	14:37'22.187
27	34.905	37.579	37.692	1'50.176	274,1	14:39'12.363
28	34.840	37.453	47.686	1'59.979P	274,1	14:41'12.342

21 AF Corse (1'49.081)						
Giro	Seg.1	Seg.2	Seg.3	T. Giro	km/h	Local Time
1		38.178	38.385		206,1	13:42'47.084
2	34.946	37.494	37.835	1'50.275	270,7	13:44'37.359
3	35.088	37.421	45.877	1'58.386P	271,4	13:46'35.745
4	2'28.420	37.968	37.880	3'44.268P	209,3	13:50'20.013
5	34.863	39.474	37.754	1'52.091	270,0	13:52'12.104
6	34.866	37.415	37.416	1'49.697	<b>274,1</b>	13:54'01.801
7	34.698	37.400	37.507	1'49.605	273,4	13:55'51.406
8	34.698	37.159	37.613	1'49.470	269,3	13:57'40.876
9	34.657	<b>37.068</b>	37.459	1'49.184	272,7	13:59'30.060
10	34.742	37.125	37.388	1'49.255	272,0	14:01'19.315
11	<b>34.630</b>	37.165	<b>37.286</b>	<b>1'49.081</b>	272,7	14:03'08.396
12	34.729	37.462	44.437	1'56.628P	270,0	14:05'05.024
13	2'47.533	38.157	38.308	4'03.998P	211,8	14:09'09.022
14	34.850	37.804	3'06.967	4'19.621P	272,7	14:13'28.643

25 RS Racing (1'49.042)						
Giro	Seg.1	Seg.2	Seg.3	T. Giro	km/h	Local Time
1		39.894	39.205		195,7	13:41'57.794
2	34.746	37.349	37.886	1'49.981	272,7	13:43'47.775
3	34.511	37.062	37.655	1'49.228	274,8	13:45'37.003
4	34.583	<b>37.049</b>	<b>37.525</b>	1'49.157	274,8	13:47'26.160
5	34.381	37.247	37.553	1'49.181	274,8	13:49'15.341
6	34.426	37.274	43.381	1'55.081P	274,8	13:51'10.422
7	3'39.756	39.095	39.075	4'57.926P	212,6	13:56'08.348
8	35.013	38.318	38.823	1'52.154	274,8	13:58'00.502
9	34.851	37.883	38.505	1'51.239	274,8	13:59'51.741
10	34.893	38.109	38.736	1'51.738	275,5	14:01'43.479
11	35.156	38.623	38.627	1'52.406	275,5	14:03'35.885







ACI Racing Weekend Monza 30-31 Ottobre 2021

CIGT Endurance - Analisi Tempi Libere 2

Monza 5.793 m

3 / 4

12	34.816	38.445	38.517	1'51.778	275,5	14:05'27.663	10					1'51.483	14:01'35.160
13	35.241	38.371	38.530	1'52.142	267,3	14:07'19.805	11					1'51.408	14:03'26.568
14	35.425	38.044	40.624	1'54.093	235,3	14:09'13.898	12					1'52.859	14:05'19.427
15	34.802	38.253	38.407	1'51.462	276,2	14:11'05.360	13					1'51.011	14:07'10.438
16	34.818	40.056	39.159	1'54.033	<b>276,9</b>	14:12'59.393	14					2'00.799P	14:09'11.237
17	34.852	38.182	38.558	1'51.592	274,8	14:14'50.985	15					4'04.316P	14:13'15.553
18	34.767	37.812	38.308	1'50.887	275,5	14:16'41.872	16					1'49.980	14:15'05.533
19	35.019	38.161	38.412	1'51.592	276,2	14:18'33.464	17					1'49.534	14:16'55.067
20	34.955	38.316	38.794	1'52.065	275,5	14:20'25.529	18					1'49.668	14:18'44.735
21	34.764	37.950	38.373	1'51.087	274,8	14:22'16.616	19					1'49.240	14:20'33.975
22	34.753	37.983	44.865	1'57.601P	274,8	14:24'14.217	20					1'49.189	14:22'23.164
23	2'42.127	39.733	41.865	4'03.725P	129,8	14:28'17.942	21					1'49.124	14:24'12.288
24	34.566	38.531	38.086	1'51.183	275,5	14:30'09.125	22					2'04.306P	14:26'16.594
25	34.416	37.366	37.732	1'49.514	<b>276,9</b>	14:31'58.639	23	4'05.134	38.996	40.537	5'24.667P	200,4	14:31'41.261
26	34.618	37.077	37.533	1'49.228	275,5	14:33'47.867	24	34.754	37.215	37.628	1'49.597	272,7	14:33'30.858
27	<b>34.291</b>	37.148	37.603	<b>1'49.042</b>	275,5	14:35'36.909	25	34.609	37.114	37.439	1'49.162	272,7	14:35'20.020
28	34.469	37.112	37.859	1'49.440	276,2	14:37'26.349	26	<b>34.479</b>	<b>37.047</b>	<b>37.402</b>	<b>1'48.928</b>	273,4	14:37'08.948
29	34.569	37.614	43.754	1'55.937P	276,2	14:39'22.286	27	34.497	37.501	40.087	1'52.085	273,4	14:39'01.033
							28	34.486	37.071	37.709	1'49.266	<b>274,1</b>	14:40'50.299

27 Scuderia Baldini 27 (1'48.920)

Giro	Seg.1	Seg.2	Seg.3	T. Giro	km/h	Local Time
1		38.422	38.131		189,5	13:43'53.455
2	35.057	37.672	37.437	1'50.166	266,7	13:45'43.621
3	34.649	37.700	37.523	1'49.872	274,1	13:47'33.493
4	34.576	38.374	45.827	1'58.777P	274,8	13:49'32.270
5	2'40.866	37.746	37.827	3'56.439P	211,4	13:53'28.709
6	34.809	37.294	37.427	1'49.530	272,0	13:55'18.239
7	34.584	37.186	<b>37.150</b>	<b>1'48.920</b>	274,1	13:57'07.159
8	34.540	37.106	37.759	1'49.405	274,8	13:58'56.564
9	34.743	37.336	38.653	1'50.732	272,7	14:00'47.296
10	<b>34.393</b>	<b>36.893</b>	38.460	1'49.746	275,5	14:02'37.042
11	35.019	37.032	44.163	1'56.214P	273,4	14:04'33.256
12	3'01.694	38.481	38.511	4'18.686P	210,9	14:08'51.942
13	34.967	37.744	38.300	1'51.011	272,7	14:10'42.953
14	34.865	37.555	37.904	1'50.324	274,8	14:12'33.277
15	34.666	37.431	37.742	1'49.839	275,5	14:14'23.116
16	34.879	37.295	37.739	1'49.913	274,8	14:16'13.029
17	34.714	37.612	38.459	1'50.785	274,8	14:18'03.814
18	34.761	37.232	46.649	1'58.642P	276,2	14:20'02.456
19	3'55.439	37.896	38.115	5'11.450P	213,4	14:25'13.906
20	34.637	37.356	37.663	1'49.656	275,5	14:27'03.562
21	34.605	37.561	37.737	1'49.903	276,2	14:28'53.465
22	34.535	37.405	37.708	1'49.648	276,9	14:30'43.113
23	35.050	39.008	38.764	1'52.822	266,0	14:32'35.935
24	34.455	37.587	37.720	1'49.762	<b>277,6</b>	14:34'25.697
25	34.512	37.668	38.006	1'50.186	276,2	14:36'15.883
26	34.765	37.236	37.803	1'49.804	268,0	14:38'05.687
27	34.628	37.273	37.849	1'49.750	268,0	14:39'55.437
28	36.016	40.677	53.026	2'09.719P	274,8	14:42'05.156

63 Imperiale Racing (1'49.329)

Giro	Seg.1	Seg.2	Seg.3	T. Giro	km/h	Local Time
1		37.940	38.064		208,9	13:43'24.203
2	34.780	37.524	37.650	1'49.954	274,8	13:45'14.157
3	35.118	37.464	42.249	1'54.831	274,1	13:47'08.988
4	34.820	<b>37.145</b>	<b>37.364</b>	<b>1'49.329</b>	274,1	13:48'58.317
5	34.848	37.424	37.458	1'49.730	273,4	13:50'48.047
6	34.700	37.371	37.405	1'49.476	274,8	13:52'37.523
7	37.313	39.373	42.872	1'59.558	274,8	13:54'37.081
8	34.813	37.506	37.563	1'49.882	273,4	13:56'26.963
9	34.832	37.525	43.579	1'55.936P	274,1	13:58'22.899
10	3'45.775	39.990	43.225	5'08.990P	210,9	14:03'31.889
11	34.880	38.213	38.337	1'51.430	274,1	14:05'23.319
12	34.933	39.288	39.101	1'53.322	274,1	14:07'16.641
13	34.770	37.628	37.945	1'50.343	274,1	14:09'06.984
14	34.865	37.759	37.989	1'50.613	272,0	14:10'57.597
15	34.705	55.613	1'00.440	2'30.758P	273,4	14:13'28.355
16	5'13.503	40.307	38.492	6'32.302P	193,5	14:20'00.657
17	34.521	37.883	37.690	1'50.094	272,7	14:21'50.751
18	34.650	37.448	37.544	1'49.642	273,4	14:23'40.393
19	<b>34.381</b>	37.230	43.180	1'54.791P	274,1	14:25'35.184
20	2'22.282	38.486	37.787	3'38.555P	212,2	14:29'13.739
21	34.800	37.798	37.717	1'50.315	273,4	14:31'04.054
22	34.757	37.241	44.641	1'56.639P	272,7	14:33'00.693
23	2'32.382	37.960	37.576	3'47.918P	211,8	14:36'48.611
24	34.703	37.404	44.563	1'56.670	272,0	14:38'45.281
25	34.521	37.574	46.053	1'58.148P	<b>275,5</b>	14:40'43.429

77 Nova Race (1'49.334)

Giro	Seg.1	Seg.2	Seg.3	T. Giro	km/h	Local Time
1		39.360	38.858		152,3	13:42'03.814
2	35.801	38.483	38.391	1'52.675	272,0	13:43'56.489
3	34.788	37.868	38.008	1'50.664	274,8	13:45'47.153
4	35.327	37.670	37.936	1'50.933	274,1	13:47'38.086
5	34.994	37.923	38.126	1'51.043	272,0	13:49'29.129
6	34.983	37.973	37.906	1'50.862	269,3	13:51'19.991
7	34.903	37.824	46.266	1'58.993P	272,0	13:53'18.984
8	2'47.019	40.302	38.728	4'06.049P	204,9	13:57'25.033
9	34.730	37.752	37.764	1'50.246	274,8	13:59'15.279
10	34.532	37.704	37.841	1'50.077	274,1	14:01'05.356
11	34.663	37.552	37.968	1'50.183	274,1	14:02'55.539

33 Kessel Racing (1'48.928)

Giro	Seg.1	Seg.2	Seg.3	T. Giro	km/h	Local Time
1						13:42'38.471
2				1'53.079		13:44'31.550
3				1'55.773		13:46'27.323
4				1'53.067		13:48'20.390
5				1'57.771		13:50'18.161
6				2'04.520P		13:52'22.681
7				3'37.944P		13:56'00.625
8				1'51.363		13:57'51.988
9				1'51.689		13:59'43.677

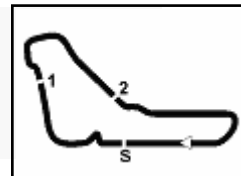
29/10/2021

P = Box In/Out - C = Tempo Invalidato



Powered by FICr PERUGIA TIMING





Monza 5.793 m

4 / 4

ACI Racing Weekend Monza 30-31 Ottobre 2021

CIGT Endurance - Analisi Tempi Libere 2

12	35.080	37.578	37.908	1'50.566	273,4	14:04'46.105	1		43.971	48.293	188,2	13:46'35.415	
13	34.964	37.796	37.876	1'50.636	274,1	14:06'36.741	2	38.056	42.302	54.826	2'15.184P	250,6	13:48'50.599
14	34.705	37.829	52.497	2'05.031P	272,7	14:08'41.772	3	2'47.559	40.708	41.489	4'09.756P	198,9	13:53'00.355
15	2'15.438	38.733	39.063	3'33.234P	166,2	14:12'15.006	4	36.323	40.219	40.992	1'57.534	251,2	13:54'57.889
16	35.166	38.256	38.473	1'51.895	270,7	14:14'06.901	5	36.328	40.366	41.057	1'57.751	271,4	13:56'55.640
17	34.976	38.400	38.227	1'51.603	274,1	14:15'58.504	6	37.072	41.204	57.565	2'15.841P	237,4	13:59'11.481
18	34.851	37.922	37.990	1'50.763	272,0	14:17'49.267	7	2'24.709	42.199	41.773	3'48.681P	198,5	14:03'00.162
19	35.394	37.910	37.977	1'51.281	274,1	14:19'40.548	8	42.820	41.194	41.422	2'05.436	277,6	14:05'05.598
20	35.194	37.605	38.129	1'50.928	272,7	14:21'31.476	9	36.239	40.187	40.960	1'57.386	264,1	14:07'02.984
21	35.650	39.083	54.462	2'09.195P	247,7	14:23'40.671	10	36.236	40.106	40.719	1'57.061	264,7	14:09'00.045
22	2'09.457	38.020	37.983	3'25.460P	127,4	14:27'06.131	11	36.060	43.195	1'01.120	2'20.375P	252,3	14:11'20.420
23	34.710	37.299	37.571	1'49.580	274,8	14:28'55.711	12	3'20.128	41.971	40.631	4'42.730P	206,1	14:16'03.150
24	34.529	37.136	37.669	1'49.334	279,1	14:30'45.045	13	35.697	39.722	40.387	1'55.806	268,7	14:17'58.956
25	34.514	37.349	37.492	1'49.355	275,5	14:32'34.400	14	36.129	39.747	52.379	2'08.255P	272,0	14:20'07.211
26	34.867	37.339	37.537	1'49.743	272,7	14:34'24.143	15	10'32.144	46.024	45.825	12'03.993P	130,0	14:32'11.204
27	34.636	39.678	38.874	1'53.188	273,4	14:36'17.331	16	38.574	43.009	46.154	2'07.737	204,2	14:34'18.941
28	34.670	37.148	58.188	2'10.006P	275,5	14:38'27.337	17	37.966	42.515	43.707	2'04.188	219,5	14:36'23.129
							18	37.632	41.327	43.095	2'02.054	225,9	14:38'25.183
							19	45.479	54.406	1'00.193	2'40.078P	184,6	14:41'05.261

215 Ceccato Racing (1'58.154)

Giro	Seg.1	Seg.2	Seg.3	T. Giro	km/h	Local Time
1		43.056	42.783		110,3	13:44'11.155
2	38.491	41.911	41.678	2'02.080	250,6	13:46'13.235
3	37.949	41.358	41.341	2'00.648	255,3	13:48'13.883
4	37.723	40.900	41.684	2'00.307	254,1	13:50'14.190
5	37.852	43.804	49.528	2'11.184P	253,5	13:52'25.374
6	3'00.594	42.441	41.761	4'24.796P	178,2	13:56'50.170
7	37.675	40.419	41.140	1'59.234	255,3	13:58'49.404
8	37.347	40.147	40.660	1'58.154	256,5	14:00'47.558
9	37.596	41.228	49.237	2'08.061P	256,5	14:02'55.619
10	3'10.877	42.142	43.134	4'36.153P	107,7	14:07'31.772
11	39.456	41.950	42.392	2'03.798	224,1	14:09'35.570
12	38.092	41.818	42.498	2'02.408	254,7	14:11'37.978
13	38.182	43.256	45.385	2'06.823	253,5	14:13'44.801
14	37.937	41.947	42.312	2'02.196	253,5	14:15'46.997
15	38.043	42.151	42.234	2'02.428	254,1	14:17'49.425
16	41.754	41.664	42.250	2'05.668	255,9	14:19'55.093
17	38.252	42.227	42.357	2'02.836	252,9	14:21'57.929
18	39.031	43.321	51.819	2'14.171P	223,6	14:24'12.100
19	2'24.426	42.910	41.596	3'48.932P	190,8	14:28'01.032
20	37.870	41.386	42.071	2'01.327	255,9	14:30'02.359
21	37.824	41.772	41.566	2'01.162	256,5	14:32'03.521
22	37.728	41.272	41.607	2'00.607	254,7	14:34'04.128
23	37.619	41.129	41.281	2'00.029	255,9	14:36'04.157
24	37.928	41.469	42.587	2'01.984	255,3	14:38'06.141
25	37.941	41.014	41.460	2'00.415	255,3	14:40'06.556

333 SR&R (1'53.685)

Giro	Seg.1	Seg.2	Seg.3	T. Giro	km/h	Local Time
1		41.442	42.183		203,8	13:48'18.493
2	35.327	39.239	39.951	1'54.517	274,1	13:50'13.010
3	35.080	39.019	39.705	1'53.804	276,2	13:52'06.814
4	35.108	39.051	39.526	1'53.685	276,9	13:54'00.499
5	35.375	39.978	46.786	2'02.139P	277,6	13:56'02.638
6	2'29.795	41.466	41.179	3'52.440P	204,2	13:59'55.078
7	35.879	39.991	40.216	1'56.086	265,4	14:01'51.164
8	35.968	40.274	40.314	1'56.556	270,0	14:03'47.720
9	36.100	40.289	40.189	1'56.578	264,1	14:05'44.298
10	36.446	39.866	47.006	2'03.318P	233,8	14:07'47.616

334 SR&R (1'55.806)

Giro	Seg.1	Seg.2	Seg.3	T. Giro	km/h	Local Time
------	-------	-------	-------	---------	------	------------

29/10/2021

P = Box In/Out - C = Tempo Invalidato



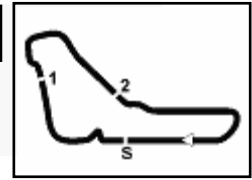
ACI Global Servizi



Powered by FICr PERUGIA TIMING







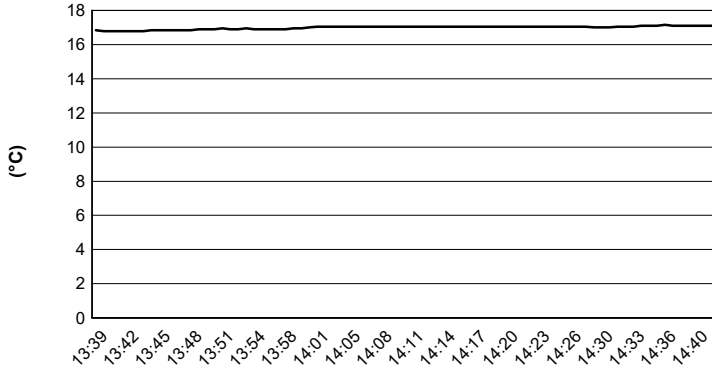
Monza 5.793 m

# ACI Racing Weekend Monza 30-31 Ottobre 2021

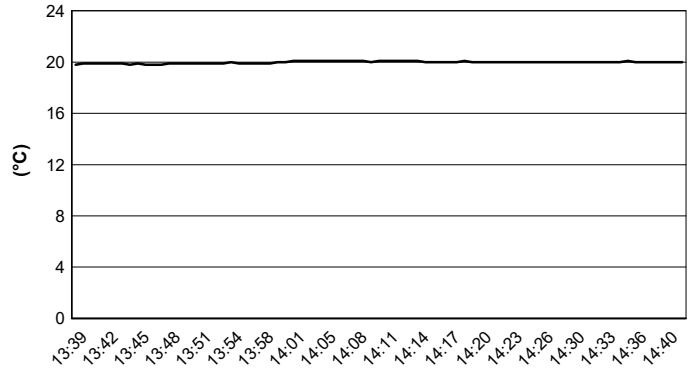
## CI GT Endurance - Meteo Libere 2

Session started 13:39 - Session ended 14:42

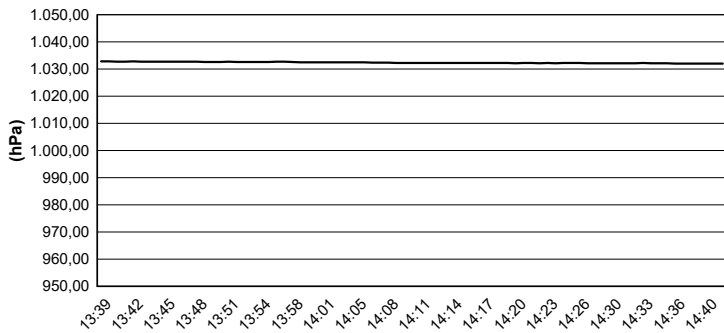
### Air Temperature



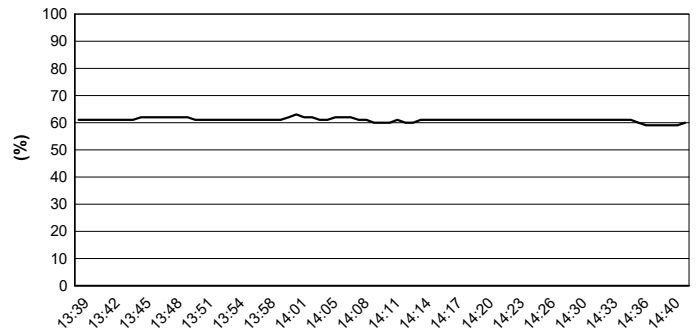
### Track Temperature



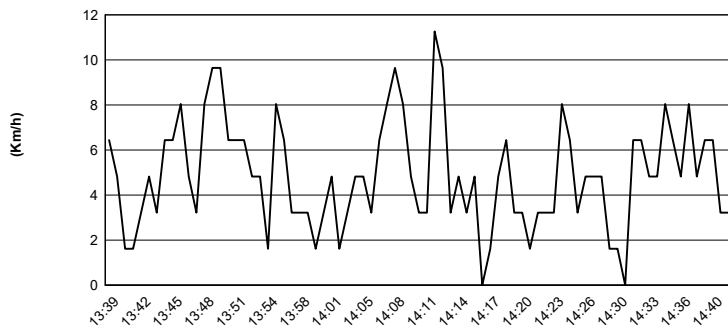
### Air Pressure



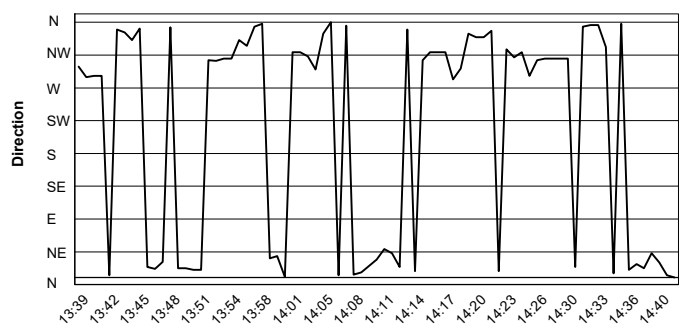
### Humidity



### Wind Speed



### Wind Direction



29/10/2021

