

ACI Racing Weekend Monza 30-31 Ottobre 2021

CIGT Endurance - Classifica Qualifica 1

Monza 5.793 m

1 / 2

| Num. | Conduuttore | Naz | Concorrente | Team | Auto | Classe | Tempo | Dist. | Rel. | Giri |
|------|-----------------------------|-----|---------------------|---------------------|-----------------------|--------|-----------------|--------|-------|------|
| 1 | 12 AGOSTINI Riccardo | ITA | Audi Sport Italia | Audi Sport Italia | AUDI R8 LMS | GT3PR | 1'47.609 | | | 6 |
| 2 | 63 MIDDLETON Stuart | GBR | Imperiale Racing | Imperiale Racing | Lamborghini Huracán | GT3PR | 1'47.695 | 0.086 | 0.086 | 5 |
| 3 | 27 ZAMPIERI Daniel | CHE | Scuderia Baldini 27 | Scuderia Baldini 27 | Ferrari 488 Evo | GT3PR | 1'47.961 | 0.352 | 0.266 | 5 |
| 4 | 33 FUMANELLI David | ITA | Kessel Racing | Kessel Racing | Ferrari 488 Evo | GT3PA | 1'48.044 | 0.435 | 0.083 | 7 |
| 5 | 11 PEREL David | RSA | Kessel Racing | Kessel Racing | Ferrari 488 Evo | GT3PA | 1'48.065 | 0.456 | 0.021 | 4 |
| 6 | 25 DI AMATO Daniele | ITA | RS Racing | RS Racing | Ferrari 488 Evo | GT3PA | 1'48.525 | 0.916 | 0.460 | 7 |
| 7 | 21 VILANDER Toni | FIN | AF Corse | AF Corse | Ferrari 488 Evo | GT3PA | 1'48.528 | 0.919 | 0.003 | 7 |
| 8 | 19 BOTTIROLI Antoine | FRA | Imperiale Racing | Imperiale Racing | Lamborghini Huracán | GT3AM | 1'48.564 | 0.955 | 0.036 | 7 |
| 9 | 14 SALAQUARDA Filip | CZE | Audi Sport Italia | Audi Sport Italia | AUDI R8 LMS | GT3PR | 1'48.896 | 1.287 | 0.332 | 5 |
| 10 | 7 COMANDINI Stefano | ITA | Ceccato Racing | Ceccato Racing | BMW M6 | GT3PR | 1'49.033 | 1.424 | 0.137 | 5 |
| 11 | 3 HOFFER Max | AUT | Easy Race | Easy Race | Ferrari 488 Evo | GT3PR | 1'49.080 | 1.471 | 0.047 | 4 |
| 12 | 8 SCHREINER Carrie | DEU | AF Corse | AF Corse | Ferrari 488 Evo | GT3PR | 1'49.165 | 1.556 | 0.085 | 7 |
| 13 | 77 MAGNONI Luca | ITA | Nova Race | Nova Race | Honda NSX | GT3AM | 1'49.429 | 1.820 | 0.264 | 6 |
| 14 | 333 DEMARCHI Luca | ITA | SR&R | SR&R | Ferrari 488 Challenge | GTC | 1'51.902 | 4.293 | 2.473 | 4 |
| 15 | 334 BACCI Alessio | ITA | SR&R | SR&R | Ferrari 458 Challenge | GTC | 1'56.945 | 9.336 | 5.043 | 4 |
| 16 | 215 NILSSON Alfred | SWE | Ceccato Racing | Ceccato Racing | BMW M4 | GT4AM | 1'59.939 | 12.330 | 2.994 | 3 |

| | | | |
|------------|-----|-------|------|
| Umidità | 77% | ARIA | 12°C |
| Condizioni | DRY | Pista | 13°C |

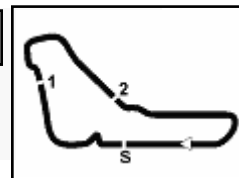
Direttore di Gara : Fabrizio Fondacci

Direttore di Prova : Alessandro Ferrari

30/10/2021 Inizio 12:54 Fine 13:11

Esposta alle:




ACI Racing Weekend Monza 30-31 Ottobre 2021
CIGT Endurance - Classifica Qualifica 1

Monza 5.793 m

2 / 2

Penalty and Infringement
Fastest Laps Sequence

| Num. | Concorrente | Naz | Team | Auto | Local Time | Tempo | Dist. | Media |
|------|--------------|-----|-------------------|---------------------|--------------|-----------------|--------|---------|
| 33 | D. FUMANELLI | TUR | Kessel Racing | Ferrari 488 Evo | 12:59'05.322 | 1'48.903 | | 191,499 |
| 12 | R. AGOSTINI | ITA | Audi Sport Italia | AUDI R8 LMS | 12:59'55.340 | 1'48.523 | -0.380 | 192,169 |
| 11 | D. PEREL | USA | Kessel Racing | Ferrari 488 Evo | 13:00'56.875 | 1'48.466 | -0.057 | 192,270 |
| 12 | R. AGOSTINI | ITA | Audi Sport Italia | AUDI R8 LMS | 13:01'43.073 | 1'47.733 | -0.733 | 193,579 |
| 63 | S. MIDDLETON | ITA | Imperiale Racing | Lamborghini Huracán | 13:02'53.155 | 1'47.731 | -0.002 | 193,582 |
| 63 | S. MIDDLETON | ITA | Imperiale Racing | Lamborghini Huracán | 13:04'40.850 | 1'47.695 | -0.036 | 193,647 |
| 12 | R. AGOSTINI | ITA | Audi Sport Italia | AUDI R8 LMS | 13:05'18.420 | 1'47.609 | -0.086 | 193,802 |

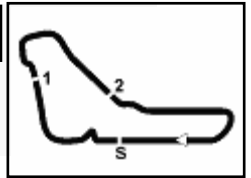
Direttore di Gara : Fabrizio Fondacci

Direttore di Prova : Alessandro Ferrari

30/10/2021 Inizio 12:54 Fine 13:11

Esposta alle:





ACI Racing Weekend Monza 30-31 Ottobre 2021
CIGT Endurance - Best Sectors & Speed Qualifica 1

MIGLIOR GIRO

| | | | |
|----|----------------------|-----------------------|----------|
| 1 | 12 AGOSTINI Riccardo | AUDI R8 LMS | 1'47.609 |
| 2 | 63 MIDDLETON Stuart | Lamborghini Huracán | 1'47.695 |
| 3 | 27 ZAMPIERI Daniel | Ferrari 488 Evo | 1'47.961 |
| 4 | 33 FUMANELLI David | Ferrari 488 Evo | 1'48.044 |
| 5 | 11 PEREL David | Ferrari 488 Evo | 1'48.065 |
| 6 | 25 DI AMATO Daniele | Ferrari 488 Evo | 1'48.525 |
| 7 | 21 VILANDER Toni | Ferrari 488 Evo | 1'48.528 |
| 8 | 19 BOTTIROLI Antoine | Lamborghini Huracán | 1'48.564 |
| 9 | 14 SALAQUARDA Filip | AUDI R8 LMS | 1'48.896 |
| 10 | 7 COMANDINI Stefano | BMW M6 | 1'49.033 |
| 11 | 3 HOFFER Max | Ferrari 488 Evo | 1'49.080 |
| 12 | 8 SCHREINER Carrie | Ferrari 488 Evo | 1'49.165 |
| 13 | 77 MAGNONI Luca | Honda NSX | 1'49.429 |
| 14 | 333 DEMARCHI Luca | Ferrari 488 Challenge | 1'51.902 |
| 15 | 334 BACCI Alessio | Ferrari 458 Challenge | 1'56.945 |
| 16 | 215 NILSSON Alfred | BMW M4 | 1'59.939 |

SPEED

| | | | |
|----|----------------------|-----------------------|-------|
| 1 | 19 BOTTIROLI Antoine | Lamborghini Huracán | 279,8 |
| 2 | 333 DEMARCHI Luca | Ferrari 488 Challenge | 279,1 |
| 3 | 63 MIDDLETON Stuart | Lamborghini Huracán | 276,9 |
| 4 | 12 AGOSTINI Riccardo | AUDI R8 LMS | 276,9 |
| 5 | 25 DI AMATO Daniele | Ferrari 488 Evo | 276,2 |
| 6 | 27 ZAMPIERI Daniel | Ferrari 488 Evo | 276,2 |
| 7 | 11 PEREL David | Ferrari 488 Evo | 275,5 |
| 8 | 77 MAGNONI Luca | Honda NSX | 275,5 |
| 9 | 21 VILANDER Toni | Ferrari 488 Evo | 274,8 |
| 10 | 33 FUMANELLI David | Ferrari 488 Evo | 274,1 |
| 11 | 8 SCHREINER Carrie | Ferrari 488 Evo | 274,1 |
| 12 | 14 SALAQUARDA Filip | AUDI R8 LMS | 273,4 |
| 13 | 7 COMANDINI Stefano | BMW M6 | 273,4 |
| 14 | 334 BACCI Alessio | Ferrari 458 Challenge | 272,7 |
| 15 | 3 HOFFER Max | Ferrari 488 Evo | 271,4 |
| 16 | 215 NILSSON Alfred | BMW M4 | 255,9 |

SEG. 1

| | | |
|----|----------------------|--------|
| 1 | 63 MIDDLETON Stuart | 34.010 |
| 2 | 19 BOTTIROLI Antoine | 34.206 |
| 3 | 12 AGOSTINI Riccardo | 34.238 |
| 4 | 27 ZAMPIERI Daniel | 34.318 |
| 5 | 25 DI AMATO Daniele | 34.349 |
| 6 | 8 SCHREINER Carrie | 34.415 |
| 7 | 21 VILANDER Toni | 34.419 |
| 8 | 33 FUMANELLI David | 34.430 |
| 9 | 11 PEREL David | 34.488 |
| 10 | 77 MAGNONI Luca | 34.504 |
| 11 | 7 COMANDINI Stefano | 34.504 |
| 12 | 3 HOFFER Max | 34.640 |
| 13 | 14 SALAQUARDA Filip | 34.791 |
| 14 | 333 DEMARCHI Luca | 34.891 |
| 15 | 334 BACCI Alessio | 35.721 |
| 16 | 215 NILSSON Alfred | 37.499 |

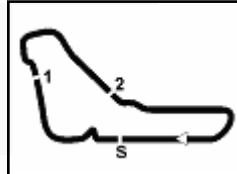
SEG. 2

| | | |
|----|----------------------|--------|
| 1 | 12 AGOSTINI Riccardo | 36.489 |
| 2 | 33 FUMANELLI David | 36.511 |
| 3 | 11 PEREL David | 36.597 |
| 4 | 63 MIDDLETON Stuart | 36.646 |
| 5 | 27 ZAMPIERI Daniel | 36.682 |
| 6 | 14 SALAQUARDA Filip | 36.807 |
| 7 | 21 VILANDER Toni | 36.809 |
| 8 | 25 DI AMATO Daniele | 36.888 |
| 9 | 19 BOTTIROLI Antoine | 36.983 |
| 10 | 3 HOFFER Max | 37.093 |
| 11 | 77 MAGNONI Luca | 37.107 |
| 12 | 8 SCHREINER Carrie | 37.217 |
| 13 | 7 COMANDINI Stefano | 37.233 |
| 14 | 333 DEMARCHI Luca | 38.021 |
| 15 | 334 BACCI Alessio | 39.606 |
| 16 | 215 NILSSON Alfred | 40.197 |

SEG. 3

| | | |
|----|----------------------|--------|
| 1 | 12 AGOSTINI Riccardo | 36.777 |
| 2 | 27 ZAMPIERI Daniel | 36.818 |
| 3 | 63 MIDDLETON Stuart | 36.845 |
| 4 | 11 PEREL David | 36.978 |
| 5 | 21 VILANDER Toni | 37.030 |
| 6 | 33 FUMANELLI David | 37.086 |
| 7 | 25 DI AMATO Daniele | 37.192 |
| 8 | 19 BOTTIROLI Antoine | 37.203 |
| 9 | 3 HOFFER Max | 37.222 |
| 10 | 7 COMANDINI Stefano | 37.251 |
| 11 | 14 SALAQUARDA Filip | 37.288 |
| 12 | 77 MAGNONI Luca | 37.495 |
| 13 | 8 SCHREINER Carrie | 37.520 |
| 14 | 333 DEMARCHI Luca | 38.648 |
| 15 | 334 BACCI Alessio | 40.726 |
| 16 | 215 NILSSON Alfred | 40.802 |





ACI Racing Weekend Monza 30-31 Ottobre 2021

CIGT Endurance - Ideal Time Qualifica 1

Monza 5.793 m

| Num. Concorrente | Conditore | Auto | Seg. 1 | Seg. 2 | Seg. 3 | Ideal Time | | | |
|----------------------------|--|-----------------------|-------------------------|------------------|------------------|-----------------------------|-----------------|-------|--|
| | | | Diff. 1 | Diff. 2 | Diff. 3 | Miglior Giro | Pos. | Diff. | |
| 1 | 63 MIDDLETON S. (GBR) IMPERIALE RACING | Lamborghini Huracán | 34.010 +0.194 | 36.646 | 36.845 | 1'47.501 1'47.695 | 2 | 0.194 | |
| 2 | 12 AGOSTINI R. (ITA) AUDI SPORT ITALIA | AUDI R8 LMS | 34.238 +0.105 | 36.489 | 36.777 | 1'47.504 1'47.609 | 1 | 0.105 | |
| 3 | 27 ZAMPIERI D. (CHE) SCUDERIA BALDINI 27 | Ferrari 488 Evo | 34.318 | 36.682 +0.143 | 36.818 | 1'47.818 1'47.961 | 3 | 0.143 | |
| 4 | 33 FUMANELLI D. (ITA) KESSEL RACING | Ferrari 488 Evo | 34.430 | 36.511 | 37.086 +0.017 | 1'48.027 1'48.044 | 4 | 0.017 | |
| 5 | 11 PEREL D. (RSA) KESSEL RACING | Ferrari 488 Evo | 34.488 +0.002 | 36.597 | 36.978 | 1'48.063 1'48.065 | 5 | 0.002 | |
| 6 | 21 VILANDER T. (FIN) AF CORSE | Ferrari 488 Evo | 34.419 +0.270 | 36.809 | 37.030 | 1'48.258 1'48.528 | 7 | 0.270 | |
| 7 | 19 BOTTIROLI A. (FRA) IMPERIALE RACING | Lamborghini Huracán | 34.206 | 36.983 | 37.203 +0.172 | 1'48.392 1'48.564 | 8 | 0.172 | |
| 8 | 25 DI AMATO D. (ITA) RS RACING | Ferrari 488 Evo | 34.349 | 36.888 +0.048 | 37.192 +0.048 | 1'48.429 1'48.525 | 6 | 0.096 | |
| 9 | 14 SALAQUARDA F. (CZE) AUDI SPORT ITALIA | AUDI R8 LMS | 34.791 +0.010 | 36.807 | 37.288 | 1'48.886 1'48.896 | 9 | 0.010 | |
| 10 | 3 HOFFER M. (AUT) EASY RACE | Ferrari 488 Evo | 34.640 +0.125 | 37.093 | 37.222 | 1'48.955 1'49.080 | 11 | 0.125 | |
| 11 | 7 COMANDINI S. (ITA) CECCATO RACING | BMW M6 | 34.504 | 37.233 +0.011 | 37.251 +0.034 | 1'48.988 1'49.033 | 10 | 0.045 | |
| 12 | 77 MAGNONI L. (ITA) NOVA RACE | Honda NSX | 34.504 +0.185 | 37.107 +0.046 | 37.495 +0.092 | 1'49.106 1'49.429 | 13 | 0.323 | |
| 13 | 8 SCHREINER C. (DEU) AF CORSE | Ferrari 488 Evo | 34.415 | 37.217 | 37.520 +0.013 | 1'49.152 1'49.165 | 12 | 0.013 | |
| 14 | 333 DEMARCHI L. (ITA) SR&R | Ferrari 488 Challenge | 34.891 +0.049 | 38.021 +0.293 | 38.648 | 1'51.560 1'51.902 | 14 | 0.342 | |
| 15 | 334 BACCI A. (ITA) SR&R | Ferrari 458 Challenge | 35.721 +0.390 | 39.606 +0.502 | 40.726 | 1'56.053 1'56.945 | 15 | 0.892 | |
| 16 | 215 NILSSON A. (SWE) CECCATO RACING | BMW M4 | 37.499 +0.619 | 40.197 +0.506 | 40.802 +0.316 | 1'58.498 1'59.939 | 16 | 1.441 | |
| Ideal Time Assoluto | | | 34.010 | 34.010 | 36.489 | 36.777 | 1'47.276 | | |





ACI Racing Weekend Monza 30-31 Ottobre 2021
CIGT Endurance - Analisi Tempi Qualifica 1

3 Easy Race (1'49.080)

| Giro | Seg.1 | Seg.2 | Seg.3 | T. Giro | km/h | Local Time |
|------------|---------------|---------------|---------------|-----------------|--------------|--------------|
| Max Hoffer | | | | | | |
| 1 | | 39.260 | 46.003 | | 204,2 | 13:00'28.942 |
| 2 | 34.815 | 37.200 | 37.475 | 1'49.490 | 269,3 | 13:02'18.432 |
| 3 | 34.765 | 37.093 | 37.222 | 1'49.080 | 270,7 | 13:04'07.512 |
| 4 | 34.640 | 37.179 | 37.452 | 1'49.271 | 271,4 | 13:05'56.783 |
| 5 | 34.709 | 37.126 | 44.924 | 1'56.759P | 271,4 | 13:07'53.542 |

7 Ceccato Racing (1'49.033)

| Giro | Seg.1 | Seg.2 | Seg.3 | T. Giro | km/h | Local Time |
|-------------------|---------------|---------------|---------------|-----------------|--------------|--------------|
| Stefano Comandini | | | | | | |
| 1 | | 39.949 | 39.079 | | 194,9 | 13:01'32.191 |
| 2 | 35.330 | 37.627 | 37.411 | 1'50.368 | 252,3 | 13:03'22.559 |
| 3 | 34.765 | 37.269 | 37.251 | 1'49.285 | 272,0 | 13:05'11.844 |
| 4 | 34.743 | 37.479 | 37.461 | 1'49.683 | 270,0 | 13:07'01.527 |
| 5 | 34.504 | 37.244 | 37.285 | 1'49.033 | 273,4 | 13:08'50.560 |
| 6 | 34.797 | 37.233 | 43.195 | 1'55.225P | 271,4 | 13:10'45.785 |

8 AF Corse (1'49.165)

| Giro | Seg.1 | Seg.2 | Seg.3 | T. Giro | km/h | Local Time |
|------------------|---------------|---------------|---------------|-----------------|--------------|--------------|
| Carrie Schreiner | | | | | | |
| 1 | | 42.533 | 42.109 | | 170,9 | 12:58'00.037 |
| 2 | 35.189 | 37.760 | 38.150 | 1'51.099 | 262,1 | 12:59'51.136 |
| 3 | 34.616 | 37.408 | 37.975 | 1'49.999 | 272,7 | 13:01'41.135 |
| 4 | 34.663 | 38.935 | 38.878 | 1'52.476 | 272,0 | 13:03'33.611 |
| 5 | 34.680 | 37.423 | 37.799 | 1'49.902 | 271,4 | 13:05'23.513 |
| 6 | 34.459 | 37.471 | 37.541 | 1'49.471 | 274,1 | 13:07'12.984 |
| 7 | 34.432 | 37.239 | 37.520 | 1'49.191 | 273,4 | 13:09'02.175 |
| 8 | 34.415 | 37.217 | 37.533 | 1'49.165 | 272,7 | 13:10'51.340 |

11 Kessel Racing (1'48.065)

| Giro | Seg.1 | Seg.2 | Seg.3 | T. Giro | km/h | Local Time |
|-------------|---------------|---------------|---------------|-----------------|--------------|--------------|
| David Perel | | | | | | |
| 1 | | 41.003 | 40.224 | | 179,1 | 12:57'19.163 |
| 2 | 34.897 | 37.202 | 37.147 | 1'49.246 | 274,1 | 12:59'08.409 |
| 3 | 34.623 | 36.779 | 37.064 | 1'48.466 | 274,8 | 13:00'56.875 |
| 4 | 34.490 | 36.597 | 36.978 | 1'48.065 | 275,5 | 13:02'44.940 |
| 5 | 34.488 | 36.657 | 42.802 | 1'53.947P | 275,5 | 13:04'38.887 |

12 Audi Sport Italia (1'47.609)

| Giro | Seg.1 | Seg.2 | Seg.3 | T. Giro | km/h | Local Time |
|-------------------|---------------|---------------|---------------|-----------------|--------------|--------------|
| Riccardo Agostini | | | | | | |
| 1 | | 38.646 | 38.087 | | 190,5 | 12:58'06.817 |
| 2 | 34.769 | 36.898 | 36.856 | 1'48.523 | 273,4 | 12:59'55.340 |
| 3 | 34.439 | 36.517 | 36.777 | 1'47.733 | 274,8 | 13:01'43.073 |
| 4 | 34.238 | 36.709 | 36.791 | 1'47.738 | 275,5 | 13:03'30.811 |
| 5 | 34.343 | 36.489 | 36.777 | 1'47.609 | 274,1 | 13:05'18.420 |
| 6 | 34.374 | 36.512 | 36.818 | 1'47.704 | 274,1 | 13:07'06.124 |
| 7 | 34.377 | 36.525 | 45.080 | 1'55.982P | 276,9 | 13:09'02.106 |

14 Audi Sport Italia (1'48.896)

| Giro | Seg.1 | Seg.2 | Seg.3 | T. Giro | km/h | Local Time |
|------------------|---------------|---------------|---------------|-----------------|--------------|--------------|
| Filip Salaquarda | | | | | | |
| 1 | | 38.199 | 37.995 | | 193,9 | 13:00'01.462 |
| 2 | 35.274 | 48.339 | 38.276 | 2'01.889 | 266,7 | 13:02'03.351 |
| 3 | 34.879 | 37.207 | 37.323 | 1'49.409 | 273,4 | 13:03'52.760 |
| 4 | 34.801 | 36.807 | 37.288 | 1'48.896 | 273,4 | 13:05'41.656 |
| 5 | 35.437 | 38.416 | 37.393 | 1'51.246 | 272,7 | 13:07'32.902 |
| 6 | 34.791 | 37.239 | 45.589 | 1'57.619P | 272,0 | 13:09'30.521 |

19 Imperiale Racing (1'48.564)

| Giro | Seg.1 | Seg.2 | Seg.3 | T. Giro | km/h | Local Time |
|------------------|---------------|---------------|---------------|-----------------|--------------|--------------|
| Antoine Bottioli | | | | | | |
| 1 | | 38.482 | 38.286 | | 193,5 | 12:56'58.542 |
| 2 | 39.161 | 38.539 | 47.124 | 2'04.824P | 275,5 | 12:59'03.366 |
| 3 | 2'06.091 | 37.551 | 37.694 | 3'21.336P | 200,4 | 13:02'24.702 |
| 4 | 34.610 | 37.052 | 37.691 | 1'49.353 | 279,1 | 13:04'14.055 |
| 5 | 34.390 | 37.096 | 37.203 | 1'48.689 | 276,2 | 13:06'02.744 |
| 6 | 34.287 | 37.100 | 37.332 | 1'48.719 | 279,8 | 13:07'51.463 |
| 7 | 34.206 | 36.983 | 37.375 | 1'48.564 | 277,6 | 13:09'40.027 |
| 8 | 34.397 | 37.142 | 46.107 | 1'57.646P | 278,4 | 13:11'37.673 |

21 AF Corse (1'48.528)

| Giro | Seg.1 | Seg.2 | Seg.3 | T. Giro | km/h | Local Time |
|---------------|---------------|---------------|---------------|-----------------|--------------|--------------|
| Toni Vilander | | | | | | |
| 1 | | 38.801 | 38.375 | | 208,5 | 12:57'58.540 |
| 2 | 34.934 | 37.024 | 37.056 | 1'49.014 | 269,3 | 12:59'47.554 |
| 3 | 34.684 | 36.871 | 37.091 | 1'48.646 | 271,4 | 13:01'36.200 |
| 4 | 34.689 | 36.809 | 37.030 | 1'48.528 | 272,7 | 13:03'24.728 |
| 5 | 34.558 | 36.916 | 37.205 | 1'48.679 | 272,0 | 13:05'13.407 |
| 6 | 34.544 | 38.587 | 37.815 | 1'50.946 | 274,1 | 13:07'04.353 |
| 7 | 34.419 | 36.950 | 37.229 | 1'48.598 | 274,8 | 13:08'52.951 |
| 8 | 34.573 | 37.024 | 47.406 | 1'59.003P | 273,4 | 13:10'51.954 |

25 RS Racing (1'48.525)

| Giro | Seg.1 | Seg.2 | Seg.3 | T. Giro | km/h | Local Time |
|------------------|---------------|---------------|---------------|-----------------|--------------|--------------|
| Daniele Di Amato | | | | | | |
| 1 | | 39.128 | 38.546 | | 185,6 | 12:58'25.509 |
| 2 | 34.743 | 37.365 | 38.517 | 1'50.625 | 274,1 | 13:00'16.134 |
| 3 | 34.503 | 36.959 | 37.192 | 1'48.654 | 274,8 | 13:02'04.788 |
| 4 | 34.349 | 36.936 | 37.240 | 1'48.525 | 276,2 | 13:03'53.313 |
| 5 | 34.471 | 37.951 | 44.060 | 1'56.482 | 276,2 | 13:05'49.795 |
| 6 | 34.402 | 36.888 | 37.235 | 1'48.525 | 274,8 | 13:07'38.320 |
| 7 | 35.114 | 37.086 | 37.453 | 1'49.653 | 274,8 | 13:09'27.973 |
| 8 | 34.508 | 36.978 | 43.570 | 1'55.056P | 273,4 | 13:11'23.029 |

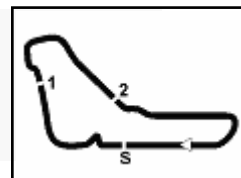
27 Scuderia Baldini 27 (1'47.961)

| Giro | Seg.1 | Seg.2 | Seg.3 | T. Giro | km/h | Local Time |
|-----------------|---------------|---------------|---------------|-----------------|--------------|--------------|
| Daniel Zampieri | | | | | | |
| 1 | | 38.413 | 45.609 | | 172,8 | 12:57'21.251 |
| 2 | 1'52.162 | 55.348 | 38.176 | 3'25.686P | 210,1 | 13:00'46.937 |
| 3 | 34.742 | 36.682 | 37.131 | 1'48.555 | 275,5 | 13:02'35.492 |
| 4 | 34.318 | 36.825 | 36.818 | 1'47.961 | 276,2 | 13:04'23.453 |
| 5 | 34.424 | 37.120 | 37.384 | 1'48.928 | 275,5 | 13:06'12.381 |
| 6 | 34.408 | 36.708 | 45.690 | 1'56.806P | 275,5 | 13:08'09.187 |

33 Kessel Racing (1'48.044)

| Giro | Seg.1 | Seg.2 | Seg.3 | T. Giro | km/h | Local Time |
|-----------------|---------------|---------------|---------------|-----------------|--------------|--------------|
| David Fumanelli | | | | | | |
| 1 | | 38.427 | 42.763 | | 183,7 | 12:57'16.419 |
| 2 | 34.800 | 36.845 | 37.258 | 1'48.903 | 271,4 | 12:59'05.322 |
| 3 | 34.663 | 36.870 | 37.086 | 1'48.619 | 272,0 | 13:00'53.941 |
| 4 | 34.526 | 36.629 | 37.126 | 1'48.281 | 273,4 | 13:02'42.222 |
| 5 | 34.430 | 36.511 | 37.103 | 1'48.044 | 273,4 | 13:04'30.266 |
| 6 | 35.046 | 38.365 | 37.820 | 1'51.231 | 274,1 | 13:06'21.497 |
| 7 | 34.525 | 36.872 | 37.232 | 1'48.629 | 273,4 | 13:08'10.126 |
| 8 | 34.531 | 42.517 | 50.010 | 2'07.058P | 272,0 | 13:10'17.184 |





ACI Racing Weekend Monza 30-31 Ottobre 2021
CIGT Endurance - Analisi Tempi Qualifica 1

63 Imperiale Racing (1'47.695)

| Giro | Seg.1 | Seg.2 | Seg.3 | T. Giro | km/h | Local Time |
|------------------|---------------|---------------|---------------|-----------------|--------------|--------------|
| Stuart Middleton | | | | | | |
| 1 | | 38.928 | 37.680 | | 193,5 | 13:01'05.424 |
| 2 | 34.138 | 36.667 | 36.926 | 1'47.731 | 276,2 | 13:02'53.155 |
| 3 | 34.204 | 36.646 | 36.845 | 1'47.695 | 276,9 | 13:04'40.850 |
| 4 | 34.010 | 37.038 | 42.615 | 1'53.663 | 276,9 | 13:06'34.513 |
| 5 | 34.258 | 38.139 | 37.751 | 1'50.148 | 276,9 | 13:08'24.661 |
| 6 | 34.230 | 36.870 | 36.917 | 1'48.017 | 275,5 | 13:10'12.678 |

77 Nova Race (1'49.429)

| Giro | Seg.1 | Seg.2 | Seg.3 | T. Giro | km/h | Local Time |
|--------------|---------------|---------------|---------------|-----------------|--------------|--------------|
| Luca Magnoni | | | | | | |
| 1 | | 38.668 | 38.878 | | 208,5 | 12:57'39.794 |
| 2 | 35.015 | 38.665 | 38.455 | 1'52.135 | 268,7 | 12:59'31.929 |
| 3 | 34.684 | 37.302 | 37.495 | 1'49.481 | 275,5 | 13:01'21.410 |
| 4 | 34.981 | 38.044 | 38.764 | 1'51.789 | 272,7 | 13:03'13.199 |
| 5 | 34.689 | 37.153 | 37.587 | 1'49.429 | 274,8 | 13:05'02.628 |
| 6 | 34.504 | 37.107 | 38.006 | 1'49.617 | 273,4 | 13:06'52.245 |
| 7 | 34.628 | 40.003 | 52.416 | 2'07.047P | 272,7 | 13:08'59.292 |

215 Ceccato Racing (1'59.939)

| Giro | Seg.1 | Seg.2 | Seg.3 | T. Giro | km/h | Local Time |
|----------------|---------------|---------------|---------------|-----------------|--------------|--------------|
| Alfred Nilsson | | | | | | |
| 1 | | 43.291 | 42.785 | | 163,6 | 12:58'18.318 |
| 2 | 38.118 | 40.703 | 41.118 | 1'59.939 | 254,1 | 13:00'18.257 |
| 3 | 39.071 | 40.197 | 40.802 | 2'00.070 | 255,9 | 13:02'18.327 |
| 4 | 37.499 | 40.435 | 46.712 | 2'04.646P | 255,3 | 13:04'22.973 |

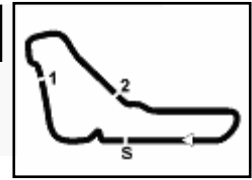
333 SR&R (1'51.902)

| Giro | Seg.1 | Seg.2 | Seg.3 | T. Giro | km/h | Local Time |
|---------------|---------------|---------------|---------------|-----------------|--------------|--------------|
| Luca Demarchi | | | | | | |
| 1 | | 43.484 | 43.557 | | 201,1 | 12:58'08.537 |
| 2 | 35.093 | 38.593 | 38.959 | 1'52.645 | 270,7 | 13:00'01.182 |
| 3 | 35.041 | 38.021 | 38.880 | 1'51.942 | 279,1 | 13:01'53.124 |
| 4 | 34.940 | 38.314 | 38.648 | 1'51.902 | 273,4 | 13:03'45.026 |
| 5 | 34.891 | 40.599 | 49.696 | 2'05.186P | 275,5 | 13:05'50.212 |

334 SR&R (1'56.945)

| Giro | Seg.1 | Seg.2 | Seg.3 | T. Giro | km/h | Local Time |
|---------------|---------------|---------------|---------------|-----------------|--------------|--------------|
| Alessio Bacci | | | | | | |
| 1 | | 42.479 | 42.759 | | 144,6 | 12:58'34.924 |
| 2 | 36.111 | 40.108 | 40.726 | 1'56.945 | 270,7 | 13:00'31.869 |
| 3 | 35.721 | 39.606 | 41.822 | 1'57.149 | 272,7 | 13:02'29.018 |
| 4 | 37.239 | 41.573 | 41.028 | 1'59.840 | 268,7 | 13:04'28.858 |
| 5 | 38.566 | 40.061 | 51.096 | 2'09.723P | 266,7 | 13:06'38.581 |





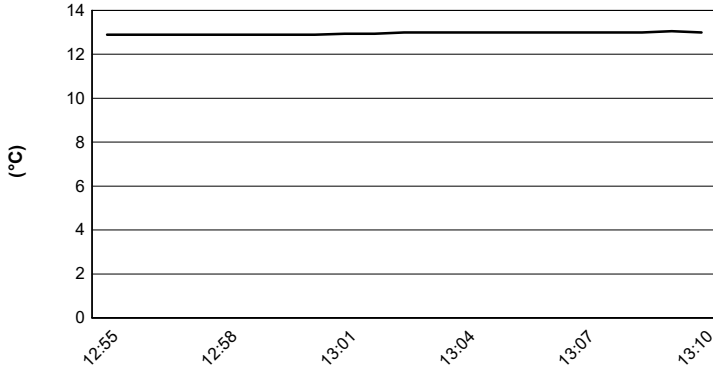
Monza 5.793 m

ACI Racing Weekend Monza 30-31 Ottobre 2021

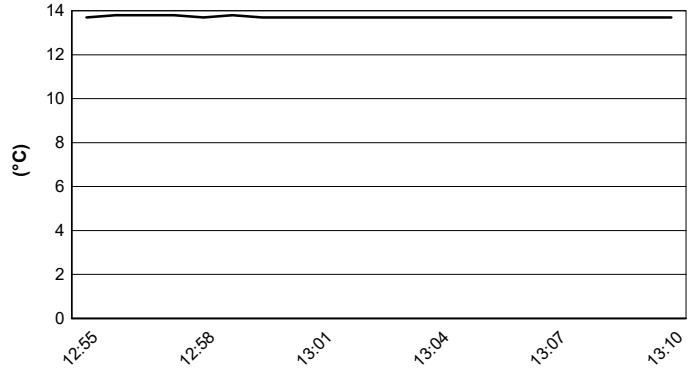
CIGT Endurance - Meteo Qualifica 1

Session started 12:55 - Session ended 13:11

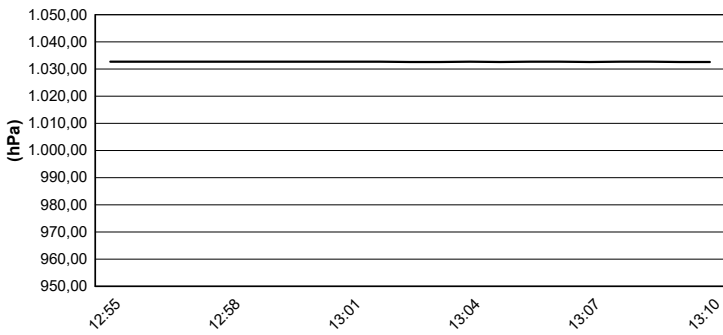
Air Temperature



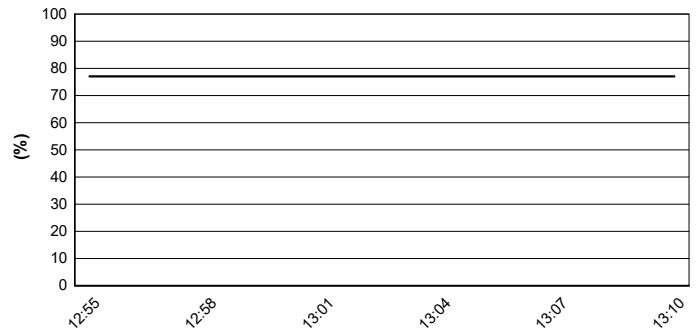
Track Temperature



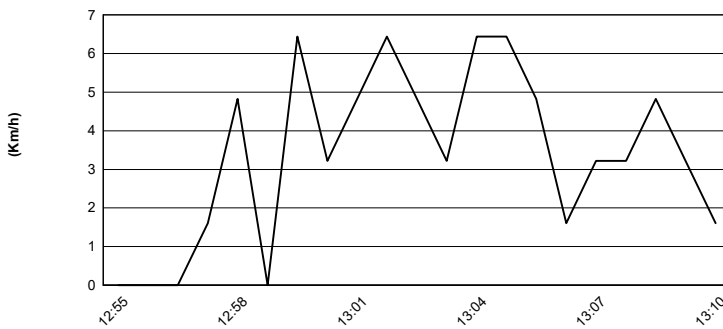
Air Pressure



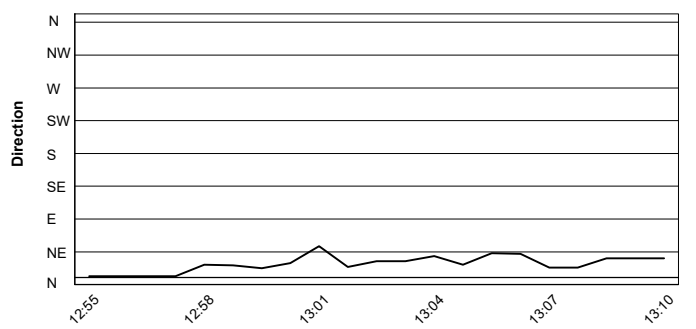
Humidity



Wind Speed



Wind Direction



30/10/2021

