

ACI Racing Weekend Mugello, 09-10 Ottobre 2021

Campionato Italiano GT Sprint - Classifica Prove Libere 1

Aut.Int. Mugello 5.245 m

1 / 3

	Conduuttore 1 Num. Concorrente	Conduuttore 2 Team	Auto	Classe	Tempo	Dist.	Media	Giri
1	12 FERRARI Lorenzo (ITA) AUDI SPORT ITALIA	AGOSTINI Riccardo (ITA) Audi Sport Italia	AUDI R8 LMS	GT3PR	1'47.861		175,059	21
2	63 GHIOTTO Luca (ITA) IMPERIALE SPORT CAR SERVICE	FRASSINETI Alex (ITA) Imperiale Sport Car Service	LAMBORGHINI HURACÁN GT3	GT3PR	1'48.422	0.561	174,153	23
3	14 MANCINELLI Daniel (ITA) AUDI SPORT ITALIA	POSTIGLIONE Vito (ITA) Audi Sport Italia	AUDI R8 LMS	GT3PR	1'48.771	0.910	173,594	22
4	88 PEROLINI Pietro (ITA) LP RACING	CECOTTO Jonathan (VEN) LP Racing	LAMBORGHINI HURACÁN GT3	GT3PA	1'49.105	1.244	173,063	22
5	25 DI AMATO Daniele (ITA) RS RACING	NAUSSBAUMER Alexander (AUT) RS Racing	FERRARI 488	GT3PA	1'49.262	1.401	172,814	20
6	33 CUHADAROGLU Murat (TUR) KESSEL RACING	FUMANELLI David (ITA) Kessel Racing	FERRARI 488	GT3AM	1'49.439	1.578	172,534	23
7	52 DELACOUR Hugo (ITA) AF CORSE	SBIRRAZZUOLI Cédric (MCO) AF Corse	FERRARI 488	GT3AM	1'49.618	1.757	172,253	21
8	7 COMANDINI Stefano (ITA) CECCATO RACING	ZUG Marius (DEU) Ceccato Racing	BMW M6 GT3	GT3PR	1'49.690	1.829	172,140	23
9	55 GUIDETTI Jacopo (ITA) NOVA RACE EVENTS	DE LUCA Francesco (ITA) Nova Race Events	HONDA NSX GT3	GT3PA	1'49.945	2.084	171,740	21
10	21 MANN Simon (USA) AF CORSE	CRESSONI Matteo (ITA) AF Corse	FERRARI 488	GT3PA	1'50.024	2.163	171,617	22
11	11 EARLE Steve (USA) KESSEL RACING	SCHIRÒ Niccolò (ITA) Kessel Racing	FERRARI 488	GT3AM	1'50.025	2.164	171,616	22
12	77 ZANOTTI Erwin (ITA) NOVA RACE EVENTS	CABEZAS Jorge (ESP) Nova Race Events	HONDA NSX GT3	GT3AM	1'50.385	2.524	171,056	23
13	90 SEGÙ Luca (ITA) AKM MOTORSPORT	BARUCH Bar (ISR) AKM Motorsport	MERCEDES AMG GT3	GT3PA	1'50.525	2.664	170,839	23
14	8 SCHREINER Carrie (DEU) AF CORSE	HUDSPETH Sean (SGP) AF Corse	FERRARI 488	GT3PA	1'50.684	2.823	170,594	17
15	19 LLARENA Mateo (GCA) IMPERIALE SPORT CAR SERVICE	Imperiale Sport Car Service	LAMBORGHINI HURACÁN GT3	GT3PA	1'50.936	3.075	170,206	20
16	29 IACONE Simone (ITA) VINCENTO SOSPIRI RACING	TEMPESTA Sascha (ITA) Vincenzo Sospiri Racing	LAMBORGHINI HURACÁN GT3	GT3AM	1'51.377	3.516	169,532	14
17	3 GRECO Matteo (ITA) EASY RACE	BASZ Karol (POL) Easy Race	FERRARI 488	GT3PR	1'51.914	4.053	168,719	12
18	51 MANN Peter (USA) AF CORSE	CASÉ Lorenzo (MCO) AF Corse	FERRARI 488	GT3AM	1'52.275	4.414	168,176	20
19	66 FEDERICO Leo (ITA) VINCENTO SOSPIRI RACING	PEKLIN Ivan (UKR) Vincenzo Sospiri Racing	LAMBORGHINI HURACÁN GT3	GT3PA	1'52.779	4.918	167,425	14
20	355 LINOSSI Francesca (ITA) EASY RACE	VEBSTER Daniel (SWE) Easy Race	FERRARI 488 CHALLENGE	GTC	1'53.408	5.547	166,496	21
21	399 DIONISIO Ermanno (ITA) DIONISIO ERMANN0	BARRI Giacomo (ITA) Team Italy	LAMBORGHINI HURACÁN	GTC	1'53.963	6.102	165,685	21
22	304 BRUNSBORG Christian (DEN) AF CORSE	AF Corse	FERRARI 488 CHALLENGE	GTC	1'53.966	6.105	165,681	23
23	391 PEGORARO Lorenzo (ITA) BEST LAP	MUGELLI Massimiliano (ITA) Best Lap	LAMBORGHINI HURACÁN ST	GTC	1'54.150	6.289	165,414	9
24	308 ROSI Nicolò (CHE) KESSEL RACING	FAUSTI Andrea (ITA) Kessel Racing	FERRARI 488 CHALLENGE	GTC	1'54.448	6.587	164,983	20
25	303 LEVORATO Giammarco (ITA) TSUNAMI R.T.	Tsunami R.T.	PORSCHE GT3 CUP	GTC	1'54.542	6.681	164,848	20
26	309 JACKSON Omar (UKR) KESSEL RACING	HOLLINGS Charles (UKR) Kessel Racing	FERRARI 488 CHALLENGE	GTC	1'54.777	6.916	164,510	19

Direttore di Gara : Antonio Canu

Direttore di Prova : Alessandro Ferrari

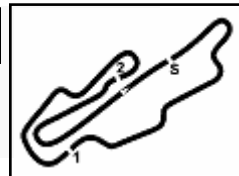
08/10/2021 Inizio 11:54 Fine 12:47

Esposta alle:



Powered by FICr PERUGIA TIMING





ACI Racing Weekend Mugello, 09-10 Ottobre 2021
Campionato Italiano GT Sprint - Classifica Prove Libere 1

Aut.Int. Mugello 5.245 m

2 / 3

27	307 SCHELTEMA Fons (NED) KESSEL RACING	Kessel Racing	FERRARI 488 CHALLENGE	GTC	1'54.858	6.997	164,394	19
28	378 SARTINGEN Axel (DEU) RS RACING	LOPEZ Francesco (AUT) RS Racing	FERRARI 488 CHALLENGE	GTC	1'55.774	7.913	163,094	18
29	333 DEMARCHI Luca (ITA) SR&R	RISITANO Nicholas (ITA) SR&R	FERRARI 488 CHALLENGE	GTC	1'56.094	8.233	162,644	17
30	381 CURTI Lino Annibale (ITA) TSUNAMI R.T.	CURTI Carlo (ITA) Tsumani R.T.	PORSCHE 911 GT3 CUP	GTC	1'56.255	8.394	162,419	20
31	322 BERTON Giovanni (ITA) KRYPTON MOTORSPORT	RIVA Giacomo (ITA) Krypton Motorsport	PORSCHE 911 GT3 CUP	GTC	1'56.389	8.528	162,232	19
32	382 VAN DER VORM Willem (MCO) FORMULA RACING	RUGOLO Michele (ITA) AF Corse	FERRARI 488 CHALLENGE	GTC	1'57.123	9.262	161,215	16
33	377 PRIVITELIO Luciano (ITA) FFF RACING TEAM	PRIVITELIO Donovan (ITA) FFF Racing Team	LAMBORGHINI HURACÁN ST	GTC	1'58.529	10.668	159,303	21
34	251 DI GIUSTO Mattia (ITA) EBIMOTORS	PERA Riccardo (ITA) Ebimotors	PORSCHE 718 CAYMAN GT4	GT4PA	1'58.536	10.675	159,293	17
35	318 PITORRI Maurizio (ITA) BEST LAP	SIMONELLI Gianluigi (ITA) Best Lap	FERRARI 488 CHALLENGE	GTC	1'59.162	11.301	158,457	22
36	207 MAGNONI Luca (ITA) NOVA RACE EVENTS	DI FABIO Diego (ITA) Nova Race Events	MERCEDES AMG GT4	GT4AM	1'59.324	11.463	158,241	17
37	252 CARBONI Gianluca (ITA) EBIMOTORS	ROMANI Emanuele (ITA) Ebimotors	PORSCHE 718 CAYMAN GT4	GT4PA	1'59.607	11.746	157,867	19
38	228 FERRI Fulvio (ITA) NOVA RACE EVENTS	BETTERA Enrico (ITA) Nova Race Events	MERCEDES AMG GT4	GT4PA	2'01.105	13.244	155,914	21
39	215 NERI Nicola (ITA) CECCATO RACING	FASCICOLO Giuseppe (ITA) Ceccato Racing	BMW M4 GT4	GT4AM	2'01.152	13.291	155,854	18
40	369 LA MAZZA Francesco (ITA) KRYPTON MOTORSPORT	NICOLOSI Giuseppe (ITA) Krypton Motorsport	PORSCHE 911 GT3 CUP	GTC	2'01.172	13.311	155,828	12
41	274 BARUCHELLI Dario (ITA) AUTORLANDO SPORT	FRATTI Maurizio (ITA) Autorlando Sport	PORSCHE 718 CAYMAN GT4	GT4AM	2'03.278	15.417	153,166	20
42	275 CERATI Dario (ITA) AUTORLANDO SPORT	GHEZZI Giuseppe (ITA) Autorlando Sport	PORSCHE 718 CAYMAN GT4	GT4AM	2'03.319	15.458	153,115	20

Umidità	68%	ARIA	15°C
Condizioni	WET	Pista	13°C

Direttore di Gara : Antonio Canu

Direttore di Prova : Alessandro Ferrari

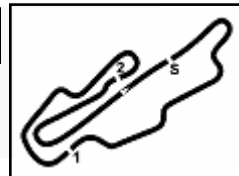
08/10/2021 Inizio 11:54 Fine 12:47

Esposta alle:



Powered by FICr PERUGIA TIMING





ACI Racing Weekend Mugello, 09-10 Ottobre 2021

Campionato Italiano GT Sprint - Classifica Prove Libere 1

Aut.Int. Mugello 5.245 m

3 / 3

Penalty and Infringement

Fastest Laps Sequence

Num.	Concorrente	Naz	Team	Auto	Local Time	Tempo	Dist.	Media
25	D. DI AMATO	ITA	RS Racing	Ferrari 488	11:59'12.330	1'56.198		162,498
14	D. MANCINELLI	ITA	Audi Sport Italia	AUDI R8 LMS	11:59'17.735	1'55.668	-0.530	163,243
21	S. MANN	USA	AF Corse	Ferrari 488	11:59'22.534	1'51.444	-4.224	169,430
25	D. DI AMATO	ITA	RS Racing	Ferrari 488	12:01'03.566	1'51.236	-0.208	169,747
63	L. GHIOTTO	ITA	Imperiale Sport Car Service	Lamborghini Huracán GT3	12:01'31.094	1'50.993	-0.243	170,119
25	D. DI AMATO	ITA	RS Racing	Ferrari 488	12:02'52.828	1'49.262	-1.731	172,814
14	D. MANCINELLI	ITA	Audi Sport Italia	AUDI R8 LMS	12:02'59.090	1'49.098	-0.164	173,074
12	L. FERRARI	ITA	Audi Sport Italia	AUDI R8 LMS	12:03'01.232	1'48.451	-0.647	174,106
12	L. FERRARI	ITA	Audi Sport Italia	AUDI R8 LMS	12:06'39.287	1'47.861	-0.590	175,059

Direttore di Gara : Antonio Canu

Direttore di Prova : Alessandro Ferrari

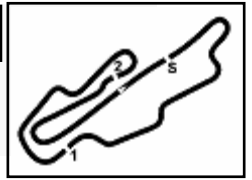
08/10/2021 Inizio 11:54 Fine 12:47

Esposta alle:



Powered by FICr PERUGIA TIMING





ACI Racing Weekend Mugello, 09-10 Ottobre 2021

Campionato Italiano GT Sprint - Best Sectors & Speed Prove Libere 1

Aut.Int. Mugello 5.245 m

1 / 2

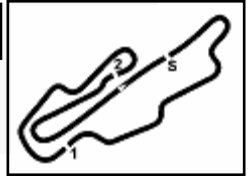
MIGLIOR GIRO

1	12	AUDI SPORT ITALIA	AUDI R8 LMS	1'47.861
2	63	IMPERIALE SPORT CAR SER	Lamborghini Huracán GT3	1'48.422
3	14	AUDI SPORT ITALIA	AUDI R8 LMS	1'48.771
4	88	LP RACING	Lamborghini Huracán GT3	1'49.105
5	25	RS RACING	Ferrari 488	1'49.262
6	33	KESSEL RACING	Ferrari 488	1'49.439
7	52	AF CORSE	Ferrari 488	1'49.618
8	7	CECCATO RACING	BMW M6 GT3	1'49.690
9	55	NOVA RACE EVENTS	Honda NSX GT3	1'49.945
10	21	AF CORSE	Ferrari 488	1'50.024
11	11	KESSEL RACING	Ferrari 488	1'50.025
12	77	NOVA RACE EVENTS	Honda NSX GT3	1'50.385
13	90	AKM MOTORSPORT	Mercedes AMG GT3	1'50.525
14	8	AF CORSE	Ferrari 488	1'50.684
15	19	IMPERIALE SPORT CAR SER	Lamborghini Huracán GT3	1'50.936
16	29	VINCENZO SOSPIRI RACING	Lamborghini Huracán GT3	1'51.377
17	3	EASY RACE	Ferrari 488	1'51.914
18	51	AF CORSE	Ferrari 488	1'52.275
19	66	VINCENZO SOSPIRI RACING	Lamborghini Huracán GT3	1'52.779
20	355	EASY RACE	Ferrari 488 Challenge	1'53.408
21	399	DIONISIO ERMANNO	Lamborghini Huracán	1'53.963
22	304	AF CORSE	Ferrari 488 Challenge	1'53.966
23	391	BEST LAP	Lamborghini Huracán ST	1'54.150
24	308	KESSEL RACING	Ferrari 488 Challenge	1'54.448
25	303	TSUNAMI R.T.	Porsche GT3 Cup	1'54.542
26	309	KESSEL RACING	Ferrari 488 Challenge	1'54.777
27	307	KESSEL RACING	Ferrari 488 Challenge	1'54.858
28	378	RS RACING	Ferrari 488 Challenge	1'55.774
29	333	SR&R	Ferrari 488 Challenge	1'56.094
30	381	TSUNAMI R.T.	Porsche 911 GT3 Cup	1'56.255
31	322	KRYPTON MOTORSPORT	Porsche 911 GT3 Cup	1'56.389
32	382	FORMULA RACING	Ferrari 488 Challenge	1'57.123
33	377	FFF RACING TEAM	Lamborghini Huracán ST	1'58.529
34	251	EBIMOTORS	Porsche 718 Cayman GT4	1'58.536
35	318	BEST LAP	Ferrari 488 Challenge	1'59.162
36	207	NOVA RACE EVENTS	Mercedes AMG GT4	1'59.324
37	252	EBIMOTORS	Porsche 718 Cayman GT4	1'59.607
38	228	NOVA RACE EVENTS	Mercedes AMG GT4	2'01.105
39	215	CECCATO RACING	BMW M4 GT4	2'01.152
40	369	KRYPTON MOTORSPORT	Porsche 911 GT3 Cup	2'01.172
41	274	AUTORLANDO SPORT	Porsche 718 Cayman GT4	2'03.278
42	275	AUTORLANDO SPORT	Porsche 718 Cayman GT4	2'03.319

SPEED

1	333	SR&R	Ferrari 488 Challenge	264,7
2	322	KRYPTON MOTORSPORT	Porsche 911 GT3 Cup	264,7
3	7	CECCATO RACING	BMW M6 GT3	264,1
4	307	KESSEL RACING	Ferrari 488 Challenge	264,1
5	303	TSUNAMI R.T.	Porsche GT3 Cup	264,1
6	304	AF CORSE	Ferrari 488 Challenge	262,8
7	55	NOVA RACE EVENTS	Honda NSX GT3	262,1
8	381	TSUNAMI R.T.	Porsche 911 GT3 Cup	261,5
9	391	BEST LAP	Lamborghini Huracán ST	261,5
10	308	KESSEL RACING	Ferrari 488 Challenge	261,5
11	318	BEST LAP	Ferrari 488 Challenge	260,9
12	309	KESSEL RACING	Ferrari 488 Challenge	260,2
13	378	RS RACING	Ferrari 488 Challenge	259,0
14	399	DIONISIO ERMANNO	Lamborghini Huracán	259,0
15	382	FORMULA RACING	Ferrari 488 Challenge	258,4
16	14	AUDI SPORT ITALIA	AUDI R8 LMS	257,8
17	77	NOVA RACE EVENTS	Honda NSX GT3	257,1
18	369	KRYPTON MOTORSPORT	Porsche 911 GT3 Cup	257,1
19	11	KESSEL RACING	Ferrari 488	257,1
20	19	IMPERIALE SPORT CAR SER	Lamborghini Huracán GT3	256,5
21	63	IMPERIALE SPORT CAR SER	Lamborghini Huracán GT3	256,5
22	12	AUDI SPORT ITALIA	AUDI R8 LMS	256,5
23	29	VINCENZO SOSPIRI RACING	Lamborghini Huracán GT3	255,9
24	3	EASY RACE	Ferrari 488	255,3
25	377	FFF RACING TEAM	Lamborghini Huracán ST	255,3
26	355	EASY RACE	Ferrari 488 Challenge	255,3
27	33	KESSEL RACING	Ferrari 488	254,7
28	8	AF CORSE	Ferrari 488	254,7
29	21	AF CORSE	Ferrari 488	254,7
30	90	AKM MOTORSPORT	Mercedes AMG GT3	253,5
31	51	AF CORSE	Ferrari 488	253,5
32	52	AF CORSE	Ferrari 488	252,9
33	66	VINCENZO SOSPIRI RACING	Lamborghini Huracán GT3	251,7
34	25	RS RACING	Ferrari 488	251,2
35	88	LP RACING	Lamborghini Huracán GT3	251,2
36	251	EBIMOTORS	Porsche 718 Cayman GT4	244,9
37	275	AUTORLANDO SPORT	Porsche 718 Cayman GT4	244,9
38	274	AUTORLANDO SPORT	Porsche 718 Cayman GT4	243,2
39	252	EBIMOTORS	Porsche 718 Cayman GT4	242,2
40	215	CECCATO RACING	BMW M4 GT4	237,9
41	207	NOVA RACE EVENTS	Mercedes AMG GT4	237,4
42	228	NOVA RACE EVENTS	Mercedes AMG GT4	236,8





ACI Racing Weekend Mugello, 09-10 Ottobre 2021
Campionato Italiano GT Sprint - Best Sectors & Speed Prove Libere 1

Aut.Int. Mugello 5.245 m

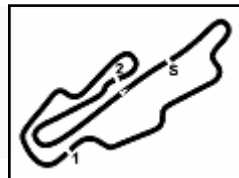
2 / 2

SEG. 1		
1	12	AUDI SPORT ITALIA 36.852
2	14	AUDI SPORT ITALIA 37.156
3	7	CECCATO RACING 37.229
4	11	KESSEL RACING 37.311
5	52	AF CORSE 37.326
6	55	NOVA RACE EVENTS 37.342
7	33	KESSEL RACING 37.426
8	88	LP RACING 37.444
9	25	RS RACING 37.456
10	63	IMPERIALE SPORT CA 37.460
11	21	AF CORSE 37.628
12	77	NOVA RACE EVENTS 37.712
13	8	AF CORSE 37.736
14	19	IMPERIALE SPORT CA 37.864
15	90	AKM MOTORSPORT 37.922
16	29	VINCENZO SOSPIRI R 38.045
17	51	AF CORSE 38.122
18	3	EASY RACE 38.146
19	66	VINCENZO SOSPIRI R 38.159
20	391	BEST LAP 38.371
21	355	EASY RACE 38.611
22	304	AF CORSE 38.626
23	399	DIONISIO ERMANNO 38.677
24	303	TSUNAMI R.T. 38.698
25	308	KESSEL RACING 38.819
26	309	KESSEL RACING 38.897
27	307	KESSEL RACING 38.985
28	322	KRYPTON MOTORSP0 38.996
29	333	SR&R 39.123
30	378	RS RACING 39.216
31	381	TSUNAMI R.T. 39.235
32	382	FORMULA RACING 39.372
33	377	FFF RACING TEAM 39.496
34	251	EBIMOTORS 39.861
35	318	BEST LAP 40.133
36	369	KRYPTON MOTORSP0 40.345
37	252	EBIMOTORS 40.347
38	207	NOVA RACE EVENTS 40.513
39	215	CECCATO RACING 40.622
40	228	NOVA RACE EVENTS 41.031
41	275	AUTORLANDO SPORT 41.518
42	274	AUTORLANDO SPORT 41.536

SEG. 2		
1	63	IMPERIALE SPORT CA 32.715
2	12	AUDI SPORT ITALIA 32.784
3	25	RS RACING 32.969
4	14	AUDI SPORT ITALIA 32.992
5	88	LP RACING 33.178
6	33	KESSEL RACING 33.256
7	21	AF CORSE 33.260
8	52	AF CORSE 33.292
9	11	KESSEL RACING 33.471
10	8	AF CORSE 33.561
11	7	CECCATO RACING 33.636
12	55	NOVA RACE EVENTS 33.637
13	90	AKM MOTORSPORT 33.656
14	77	NOVA RACE EVENTS 33.768
15	19	IMPERIALE SPORT CA 33.773
16	66	VINCENZO SOSPIRI R 33.934
17	3	EASY RACE 34.349
18	29	VINCENZO SOSPIRI R 34.369
19	51	AF CORSE 34.789
20	304	AF CORSE 35.012
21	355	EASY RACE 35.097
22	391	BEST LAP 35.399
23	308	KESSEL RACING 35.561
24	399	DIONISIO ERMANNO 35.616
25	309	KESSEL RACING 35.813
26	303	TSUNAMI R.T. 35.853
27	307	KESSEL RACING 35.888
28	382	FORMULA RACING 35.919
29	378	RS RACING 36.159
30	322	KRYPTON MOTORSP0 36.165
31	333	SR&R 36.335
32	251	EBIMOTORS 36.560
33	381	TSUNAMI R.T. 36.781
34	207	NOVA RACE EVENTS 36.863
35	377	FFF RACING TEAM 37.038
36	252	EBIMOTORS 37.104
37	228	NOVA RACE EVENTS 37.421
38	318	BEST LAP 37.482
39	215	CECCATO RACING 37.607
40	369	KRYPTON MOTORSP0 38.593
41	275	AUTORLANDO SPORT 38.795
42	274	AUTORLANDO SPORT 39.043

SEG. 3		
1	63	IMPERIALE SPORT CA 38.066
2	12	AUDI SPORT ITALIA 38.225
3	7	CECCATO RACING 38.235
4	14	AUDI SPORT ITALIA 38.369
5	88	LP RACING 38.483
6	52	AF CORSE 38.520
7	33	KESSEL RACING 38.535
8	55	NOVA RACE EVENTS 38.548
9	21	AF CORSE 38.573
10	77	NOVA RACE EVENTS 38.600
11	19	IMPERIALE SPORT CA 38.683
12	8	AF CORSE 38.695
13	90	AKM MOTORSPORT 38.699
14	29	VINCENZO SOSPIRI R 38.784
15	25	RS RACING 38.837
16	11	KESSEL RACING 38.881
17	66	VINCENZO SOSPIRI R 39.314
18	3	EASY RACE 39.329
19	51	AF CORSE 39.364
20	399	DIONISIO ERMANNO 39.529
21	304	AF CORSE 39.692
22	355	EASY RACE 39.700
23	391	BEST LAP 39.763
24	308	KESSEL RACING 39.763
25	303	TSUNAMI R.T. 39.832
26	307	KESSEL RACING 39.947
27	309	KESSEL RACING 40.067
28	322	KRYPTON MOTORSP0 40.117
29	378	RS RACING 40.198
30	381	TSUNAMI R.T. 40.239
31	333	SR&R 40.321
32	382	FORMULA RACING 40.594
33	377	FFF RACING TEAM 40.852
34	318	BEST LAP 41.418
35	369	KRYPTON MOTORSP0 41.863
36	251	EBIMOTORS 41.885
37	207	NOVA RACE EVENTS 41.933
38	252	EBIMOTORS 42.156
39	228	NOVA RACE EVENTS 42.305
40	215	CECCATO RACING 42.432
41	274	AUTORLANDO SPORT 42.515
42	275	AUTORLANDO SPORT 42.874





ACI Racing Weekend Mugello, 09-10 Ottobre 2021

Campionato Italiano GT Sprint - Ideal Time Prove Libere 1

Aut.Int. Mugello 5.245 m
1 / 2

Num. Concorrente	Auto	Seg. 1 Diff. 1	Seg. 2 Diff. 2	Seg. 3 Diff. 3	Ideal Time			
					Miglior Giro	Pos.	Diff.	
1	12 AUDI SPORT ITALIA	AUDI R8 LMS	36.852	32.784	38.225	1'47.861 1'47.861	1	
2	63 IMPERIALE SPORT CA	Lamborghini Huracán GT3	37.460	32.715 +0.181	38.066	1'48.241 1'48.422	2	0.181
3	14 AUDI SPORT ITALIA	AUDI R8 LMS	37.156 +0.164	32.992	38.369 +0.090	1'48.517 1'48.771	3	0.254
4	7 CECCATO RACING	BMW M6 GT3	37.229	33.636 +0.590	38.235	1'49.100 1'49.690	8	0.590
5	88 LP RACING	Lamborghini Huracán GT3	37.444	33.178	38.483	1'49.105 1'49.105	4	
6	52 AF CORSE	Ferrari 488	37.326	33.292	38.520 +0.480	1'49.138 1'49.618	7	0.480
7	33 KESSEL RACING	Ferrari 488	37.426 +0.172	33.256	38.535 +0.050	1'49.217 1'49.439	6	0.222
8	25 RS RACING	Ferrari 488	37.456	32.969	38.837	1'49.262 1'49.262	5	
9	21 AF CORSE	Ferrari 488	37.628 +0.130	33.260	38.573 +0.433	1'49.461 1'50.024	10	0.563
10	55 NOVA RACE EVENTS	Honda NSX GT3	37.342 +0.270	33.637	38.548 +0.148	1'49.527 1'49.945	9	0.418
11	11 KESSEL RACING	Ferrari 488	37.311 +0.362	33.471	38.881	1'49.663 1'50.025	11	0.362
12	8 AF CORSE	Ferrari 488	37.736 +0.453	33.561 +0.190	38.695 +0.049	1'49.992 1'50.684	14	0.692
13	77 NOVA RACE EVENTS	Honda NSX GT3	37.712 +0.078	33.768 +0.108	38.600 +0.119	1'50.080 1'50.385	12	0.305
14	90 AKM MOTORSPORT	Mercedes AMG GT3	37.922	33.656 +0.152	38.699 +0.096	1'50.277 1'50.525	13	0.248
15	19 IMPERIALE SPORT CA	Lamborghini Huracán GT3	37.864 +0.156	33.773 +0.460	38.683	1'50.320 1'50.936	15	0.616
16	29 VINCENZO SOSPIRI RA	Lamborghini Huracán GT3	38.045	34.369 +0.179	38.784	1'51.198 1'51.377	16	0.179
17	66 VINCENZO SOSPIRI RA	Lamborghini Huracán GT3	38.159 +0.141	33.934 +0.434	39.314 +0.797	1'51.407 1'52.779	19	1.372
18	3 EASY RACE	Ferrari 488	38.146	34.349 +0.066	39.329 +0.024	1'51.824 1'51.914	17	0.090
19	51 AF CORSE	Ferrari 488	38.122	34.789	39.364	1'52.275 1'52.275	18	
20	304 AF CORSE	Ferrari 488 Challenge	38.626	35.012 +0.636	39.692	1'53.330 1'53.966	22	0.636
21	355 EASY RACE	Ferrari 488 Challenge	38.611	35.097	39.700	1'53.408 1'53.408	20	
22	391 BEST LAP	Lamborghini Huracán ST	38.371 +0.382	35.399 +0.107	39.763 +0.128	1'53.533 1'54.150	23	0.617
23	399 DIONISIO ERMANNO	Lamborghini Huracán	38.677	35.616 +0.141	39.529	1'53.822 1'53.963	21	0.141
24	308 KESSEL RACING	Ferrari 488 Challenge	38.819 +0.042	35.561 +0.089	39.763 +0.174	1'54.143 1'54.448	24	0.305
25	303 TSUNAMI R.T.	Porsche GT3 Cup	38.698	35.853 +0.159	39.832	1'54.383 1'54.542	25	0.159
26	309 KESSEL RACING	Ferrari 488 Challenge	38.897	35.813	40.067	1'54.777 1'54.777	26	
27	307 KESSEL RACING	Ferrari 488 Challenge	38.985	35.888	39.947 +0.038	1'54.820 1'54.858	27	0.038
28	322 KRYPTON MOTORSP	Porsche 911 GT3 Cup	38.996 +0.880	36.165 +0.231	40.117	1'55.278 1'56.389	31	1.111
29	378 RS RACING	Ferrari 488 Challenge	39.216 +0.071	36.159	40.198 +0.130	1'55.573 1'55.774	28	0.201
30	333 SR&R	Ferrari 488 Challenge	39.123 +0.315	36.335	40.321	1'55.779 1'56.094	29	0.315
31	382 FORMULA RACING	Ferrari 488 Challenge	39.372 +0.743	35.919 +0.495	40.594	1'55.885 1'57.123	32	1.238
32	381 TSUNAMI R.T.	Porsche 911 GT3 Cup	39.235	36.781	40.239	1'56.255 1'56.255	30	
33	377 FFF RACING TEAM	Lamborghini Huracán ST	39.496	37.038 +0.149	40.852 +0.994	1'57.386 1'58.529	33	1.143

08/10/2021

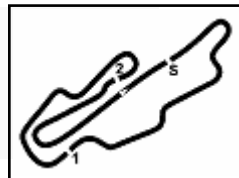


ACI Global Servizi



Powered by FICr PERUGIA TIMING





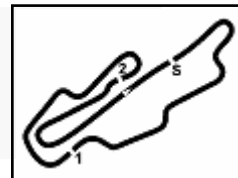
ACI Racing Weekend Mugello, 09-10 Ottobre 2021

Campionato Italiano GT Sprint - Ideal Time Prove Libere 1

Aut.Int. Mugello 5.245 m
2 / 2

Num. Concorrente	Auto	Seg. 1	Seg. 2	Seg. 3	Ideal Time		
		Diff. 1	Diff. 2	Diff. 3	Miglior Giro	Pos.	Diff.
34 251 EBIMOTORS	Porsche 718 Cayman GT4	39.861 +0.230	36.560	41.885	1'58.306 1'58.536	34	0.230
35 318 BEST LAP	Ferrari 488 Challenge	40.133 +0.129	37.482	41.418	1'59.033 1'59.162	35	0.129
36 207 NOVA RACE EVENTS	Mercedes AMG GT4	40.513	36.863	41.933 +0.015	1'59.309 1'59.324	36	0.015
37 252 EBIMOTORS	Porsche 718 Cayman GT4	40.347	37.104	42.156	1'59.607 1'59.607	37	
38 215 CECCATO RACING	BMW M4 GT4	40.622 +0.491	37.607	42.432	2'00.661 2'01.152	39	0.491
39 228 NOVA RACE EVENTS	Mercedes AMG GT4	41.031 +0.124	37.421 +0.079	42.305 +0.145	2'00.757 2'01.105	38	0.348
40 369 KRYPTON MOTORSP0	Porsche 911 GT3 Cup	40.345	38.593 +0.371	41.863	2'00.801 2'01.172	40	0.371
41 274 AUTORLANDO SPORT	Porsche 718 Cayman GT4	41.536	39.043	42.515 +0.184	2'03.094 2'03.278	41	0.184
42 275 AUTORLANDO SPORT	Porsche 718 Cayman GT4	41.518 +0.132	38.795	42.874	2'03.187 2'03.319	42	0.132
Ideal Time Assoluto		36.852	36.852	32.715 38.066	1'47.633		





ACI Racing Weekend Mugello, 09-10 Ottobre 2021
Campionato Italiano GT Sprint - Analisi Tempi Prove Libere 1

Aut.Int. Mugello 5.245 m

1 / 9

3 Easy Race (1'51.914)

Giro	Seg.1	Seg.2	Seg.3	T. Giro	km/h	Local Time
1		40.551	1'02.347			11:59'14.097
2	1'51.063	35.313	40.116	3'06.492P	170,3	12:02'20.589
3	38.569	36.570	41.001	1'56.140	250,6	12:04'16.729
4	38.465	36.424	39.710	1'54.599	251,7	12:06'11.328
5	38.146	34.415	39.353	1'51.914	250,0	12:08'03.242
6	40.009	37.909	39.656	1'57.574	255,3	12:10'00.816
7	39.571	34.764	59.259	2'13.594P	249,4	12:12'14.410
8	3'46.081	1'10.831	1'24.230	6'21.142P	83,4	12:18'35.552
9	52.205	34.926	39.980	2'07.111	87,8	12:20'42.663
10	38.471	34.624	39.653	1'52.748	246,6	12:22'35.411
11	38.304	34.604	39.329	1'52.237	251,2	12:24'27.648
12	38.527	34.349	39.351	1'52.227	249,4	12:26'19.875
13	38.871	36.466	59.533	2'14.870P	253,5	12:28'34.745

17	39.016	35.641	39.934	1'54.591	254,7	12:43'09.762
18	39.221	36.379	40.371	1'55.971	252,3	12:45'05.733

11 Kessel Racing (1'50.025)

Giro	Seg.1	Seg.2	Seg.3	T. Giro	km/h	Local Time
1		40.521	40.820		118,3	11:57'35.125
2	39.668	35.649	41.867	1'57.184	252,3	11:59'32.309
3	38.971	34.064	39.267	1'52.302	254,1	12:01'24.611
4	37.925	33.873	2'23.617	3'35.415P	251,7	12:05'00.026
5	51.132	38.041	40.176	2'09.349P	174,8	12:07'09.375
6	40.263	37.118	41.522	1'58.903	252,3	12:09'08.278
7	39.702	36.062	40.411	1'56.175	248,8	12:11'04.453
8	40.937	38.417	40.494	1'59.848	251,2	12:13'04.301
9	39.681	38.996	1'01.931	2'20.608	250,6	12:15'24.909
10	1'18.317	1'11.684	1'09.390	3'39.391	80,4	12:19'04.300
11	40.129	36.173	40.300	1'56.602	248,3	12:21'00.902
12	39.654	36.467	40.813	1'56.934	250,0	12:22'57.836
13	40.331	38.417	44.490	2'03.238	251,7	12:25'01.074
14	40.342	37.828	40.689	1'58.859	250,6	12:26'59.933
15	40.035	36.900	40.729	1'57.664	252,3	12:28'57.597
16	39.866	37.642	40.241	1'57.749	251,2	12:30'55.346
17	41.567			2'43.637P	253,5	12:33'08.983
18	47.975	34.499	39.686	2'02.160P	172,8	12:35'41.143
19	38.402	34.217	39.052	1'51.671	252,3	12:37'32.814
20	37.311	33.734	39.737	1'50.782	252,9	12:39'23.596
21	37.438	34.197	39.047	1'50.682	255,3	12:41'14.278
22	37.673	33.471	38.881	1'50.025	255,3	12:43'04.303
23	37.318	34.207	38.968	1'50.493	257,1	12:44'54.796

7 Ceccato Racing (1'49.690)

Giro	Seg.1	Seg.2	Seg.3	T. Giro	km/h	Local Time
1						11:55'24.265
2	53.240	41.044	40.613	2'14.897P	163,4	11:57'39.162
3	40.041	35.150	39.171	1'54.362	254,7	11:59'33.524
4	38.884	34.390	39.080	1'52.354	258,4	12:01'25.878
5	38.553	34.075	39.482	1'52.110	255,9	12:03'17.988
6	38.000	34.072	39.011	1'51.083	254,7	12:05'09.071
7	38.204	33.636	38.855	1'50.695	259,6	12:06'59.766
8	38.075			3'53.009P	259,0	12:10'52.775
9	47.792	34.259	39.150	2'01.201P	174,2	12:12'53.976
10	38.103	34.059	51.649	2'03.811	255,9	12:14'57.787
11	1'20.730			5'08.768P	81,7	12:20'06.555
12	49.297	34.450	39.686	2'03.433P	169,5	12:22'09.988
13	37.521	34.014	40.084	1'51.619	260,9	12:24'01.607
14	37.229	34.226	38.235	1'49.690	260,9	12:25'51.297
15	40.091			2'24.102P	263,4	12:28'15.399
16	49.078	35.500	39.488	2'04.066P	167,7	12:30'19.465
17	39.112	35.167	39.098	1'53.377	260,2	12:32'12.842
18	39.145	35.364	41.014	1'55.523	261,5	12:34'08.365
19	38.711	34.382	39.561	1'52.654	251,2	12:36'01.019
20	38.649	34.367	38.801	1'51.817	262,8	12:37'52.836
21	38.023			2'42.116P	264,1	12:40'34.952
22	49.099	34.647	39.412	2'03.158P	173,4	12:42'38.110
23	38.469	34.009	39.028	1'51.506	260,2	12:44'29.616
24	38.771	34.522	39.325	1'52.618	257,8	12:46'22.234

12 Audi Sport Italia (1'47.861)

Giro	Seg.1	Seg.2	Seg.3	T. Giro	km/h	Local Time
1		36.682	39.988		153,8	11:57'18.395
2	42.405	36.140	41.118	1'59.663	251,2	11:59'18.058
3	37.929	36.170	40.624	1'54.723	256,5	12:01'12.781
4	37.151	32.855	38.445	1'48.451	255,3	12:03'01.232
5	37.487	34.127	38.580	1'50.194	254,1	12:04'51.426
6	36.852	32.784	38.225	1'47.861	254,7	12:06'39.287
7	37.577			2'51.261P	254,7	12:09'30.548
8	1'26.776			2'12.760P	74,7	12:11'43.308
9	8'08.413	36.837	41.149	9'26.399P	153,2	12:21'09.707
10	39.150	35.081	38.877	1'53.108	242,2	12:23'02.815
11	38.262	36.188	40.592	1'55.042	252,9	12:24'57.857
12	37.833	33.836	38.378	1'50.047	250,6	12:26'47.904
13	37.631	33.856	38.436	1'49.923	253,5	12:28'37.827
14	37.404	33.580	38.593	1'49.577	252,3	12:30'27.404
15	37.590	33.352	38.452	1'49.394	252,9	12:32'16.798
16	37.173	34.315	39.783	1'51.271	255,3	12:34'08.069
17	37.608			1'07.083P	251,7	12:35'15.152
18	51.722	34.700	40.864	2'07.286P	173,9	12:37'22.438
19	37.501	35.297	39.114	1'51.912	254,7	12:39'14.350
20	37.370	33.492	38.691	1'49.553	254,1	12:41'03.903
21	38.242			2'51.222P	255,9	12:43'55.125
22	52.148	36.153	1'09.255	2'37.556P	173,6	12:46'32.681

8 AF Corse (1'50.684)

Giro	Seg.1	Seg.2	Seg.3	T. Giro	km/h	Local Time
1		39.013	40.413		137,9	11:57'25.973
2	38.750	34.726	42.838	1'56.314	249,4	11:59'22.287
3	39.076	36.024	39.099	1'54.199	252,3	12:01'16.486
4	38.224	34.761	39.355	1'52.340	251,7	12:03'08.826
5	38.040	34.084	38.923	1'51.047	250,0	12:04'59.873
6	38.121	34.039	39.058	1'51.218	252,9	12:06'51.091
7	38.663	34.290	13'10.874	14'23.827P	253,5	12:21'14.918
8	54.623	34.657	40.906	2'10.186P	119,5	12:23'25.104
9	38.189	33.751	38.744	1'50.684	251,7	12:25'15.788
10	38.563	33.561	38.695	1'50.819	251,7	12:27'06.607
11	37.736	34.458	2'49.279	4'01.473P	252,9	12:31'08.080
12	55.152	37.836	41.131	2'14.119P	132,2	12:33'22.199
13	39.397	36.295	40.891	1'56.583	251,2	12:35'18.782
14	39.986	36.280	41.307	1'57.573	250,6	12:37'16.355
15	39.220	37.331	42.857	1'59.408	251,2	12:39'15.763
16	41.614	36.528	41.266	1'59.408	253,5	12:41'15.171

14 Audi Sport Italia (1'48.771)

Giro	Seg.1	Seg.2	Seg.3	T. Giro	km/h	Local Time
1		38.206	39.853		141,2	11:57'22.067
2	38.806	34.367	42.495	1'55.668	250,6	11:59'17.735
3	37.988	34.626	39.643	1'52.257	252,9	12:01'09.992
4	37.268	33.205	38.625	1'49.098	252,9	12:02'59.090
5	38.227	36.197	39.080	1'53.504	254,7	12:04'52.594

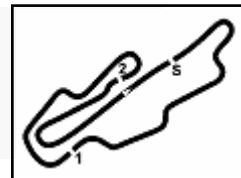
08/10/2021

P = Box In/Out - C = Tempo Invalidato



Powered by FICr PERUGIA TIMING





ACI Racing Weekend Mugello, 09-10 Ottobre 2021
Campionato Italiano GT Sprint - Analisi Tempi Prove Libere 1

Aut.Int. Mugello 5.245 m

2 / 9

Giro	Seg.1	Seg.2	Seg.3	T. Giro	km/h	Local Time
6	37.359	33.368	38.428	1'49.155	257,8	12:06'41.749
7	37.385			1'35.716P	255,9	12:08'17.465
8	3'32.264	35.820	40.352	4'48.436P	173,4	12:13'05.901
9	38.218	36.333	1'01.577	2'16.128	255,9	12:15'22.029
10	1'19.730	1'12.345	1'09.107	3'41.182	79,0	12:19'03.211
11	39.960	35.621	39.882	1'55.463	247,1	12:20'58.674
12	37.934	35.055	38.747	1'51.736	250,6	12:22'50.410
13	37.443	33.397	38.488	1'49.328	251,7	12:24'39.738
14	37.320	32.992	38.459	1'48.771	252,9	12:26'28.509
15	38.709			2'17.244P	254,1	12:28'45.753
16	49.087	35.034	39.578	2'03.699P	172,0	12:30'49.452
17	37.724	33.690	38.600	1'50.014	251,7	12:32'39.466
18	37.677	34.889	38.546	1'51.112	253,5	12:34'30.578
19	37.613	33.328	38.607	1'49.548	251,2	12:36'20.126
20	37.156			3'19.448P	253,5	12:39'39.574
21	52.155	34.635	43.442	2'10.232P	175,6	12:41'49.806
22	37.910	33.770	38.369	1'50.049	255,3	12:43'39.855
23	37.885	33.882	1'05.074	2'16.841P	254,7	12:45'56.696

25 RS Racing (1'49.262)

Giro	Seg.1	Seg.2	Seg.3	T. Giro	km/h	Local Time
1		40.524	42.882		156,5	11:57'16.132
2	38.944	36.253	41.001	1'56.198	247,7	11:59'12.330
3	38.236	33.948	39.052	1'51.236	250,6	12:01'03.566
4	37.456	32.969	38.837	1'49.262	250,6	12:02'52.828
5	38.769	34.172	38.864	1'51.805	249,4	12:04'44.633
6	37.469	33.725	3'09.593	4'20.787P	251,2	12:09'05.420
7	1'04.642	41.759	42.570	2'28.971P	109,1	12:11'34.391
8	41.085	36.114	41.111	1'58.310	249,4	12:13'32.701
9	40.141	44.510	1'51.442	3'16.093	250,6	12:16'48.794
10	1'24.004	1'02.712	41.083	3'07.799	73,0	12:19'56.593
11	40.551	36.992	40.910	1'58.453	236,3	12:21'55.046
12	41.534	39.812	48.961	2'10.307	231,8	12:24'05.353
13	40.697	40.522	41.373	2'02.592	245,5	12:26'07.945
14	40.206	36.328	40.702	1'57.236	248,8	12:28'05.181
15	40.772	36.162	40.457	1'57.391	248,3	12:30'02.572
16	39.735	36.542	40.603	1'56.880	249,4	12:31'59.452
17	39.789	39.629	43.629	2'03.047	248,3	12:34'02.499
18	39.755	36.279	41.942	1'57.976	248,8	12:36'00.475
19	40.880	36.086	41.065	1'58.031	248,3	12:37'58.506
20	40.264	38.422	2'28.366	3'47.052P	250,0	12:41'45.558
21	48.260	35.407	43.065	2'06.732P	173,6	12:43'52.290

19 Imperiale Sport Car Service (1'50.936)

Giro	Seg.1	Seg.2	Seg.3	T. Giro	km/h	Local Time
1						11:55'40.377
2	50.711	37.750	39.908	2'08.369P	161,4	11:57'48.746
3	38.517	34.331	39.480	1'52.328	251,7	11:59'41.074
4	37.922	34.571	39.369	1'51.862	252,3	12:01'32.936
5	38.218	34.989	39.294	1'52.501	251,7	12:03'25.437
6	38.319	35.445	39.398	1'53.162	250,0	12:05'18.599
7	37.864	34.582	39.070	1'51.516	251,2	12:07'10.115
8	38.872	34.762	3'28.851	4'42.485P	254,7	12:11'52.600
9	48.730	33.972	39.054	2'01.756P	172,8	12:13'54.356
10	38.344	53.174	4'23.714	5'55.232P	252,3	12:19'49.588
11	49.839	35.144	40.525	2'05.508P	169,5	12:21'55.096
12	39.413	37.564	39.500	1'56.477	254,1	12:23'51.573
13	38.037	35.128	39.449	1'52.614	252,9	12:25'44.187
14	39.455	34.125	39.101	1'52.681	252,9	12:27'36.868
15	38.433	34.541	39.610	1'52.584	254,7	12:29'29.452
16	38.020	34.233	38.683	1'50.936	250,0	12:31'20.388
17	38.074	36.840	3'13.918	4'28.832P	252,9	12:35'49.220
18	48.370	35.602	39.090	2'03.062P	172,0	12:37'52.282
19	37.895	34.054	39.029	1'50.978	256,5	12:39'43.260
20	38.430	35.302	39.323	1'53.055	253,5	12:41'36.315
21	37.902	33.773	40.563	1'52.238	254,1	12:43'28.553

29 Vincenzo Sospiri Racing (1'51.377)

Giro	Seg.1	Seg.2	Seg.3	T. Giro	km/h	Local Time
1						12:04'32.567
2	50.902			2'14.993P	169,0	12:06'47.560
3	48.074	35.048	39.593	2'02.715P	162,9	12:08'50.275
4	38.302	35.293	40.464	1'54.059	248,8	12:10'44.334
5	40.165	35.273	40.851	1'56.289	247,1	12:12'40.623
6	38.513	34.631	39.376	1'52.520	248,3	12:14'33.143
7	57.965			14'22.359P	225,5	12:28'55.502
8	48.666	34.539	38.918	2'02.123P	168,5	12:30'57.625
9	39.429	36.011	39.309	1'54.749	252,9	12:32'52.374
10	38.452	34.562	39.037	1'52.051	250,0	12:34'44.425
11	38.796	36.112	39.355	1'54.263	250,0	12:36'38.688
12	38.809	35.173	39.019	1'53.001	249,4	12:38'31.689
13	38.045	34.548	38.784	1'51.377	250,6	12:40'23.066
14	38.462	34.369	38.872	1'51.703	251,2	12:42'14.769
15	38.066	35.117	38.903	1'52.086	255,3	12:44'06.855

21 AF Corse (1'50.024)

Giro	Seg.1	Seg.2	Seg.3	T. Giro	km/h	Local Time
1						11:55'18.409
2	54.604	36.500	41.577	2'12.681P	123,3	11:57'31.090
3	38.113	33.890	39.441	1'51.444	246,6	11:59'22.534
4	39.080	34.727	38.573	1'52.380	250,6	12:01'14.914
5	37.758	33.260	39.006	1'50.024	251,7	12:03'04.938
6	1'04.169	39.605	42.671	2'26.445	249,4	12:05'31.383
7	41.406			5'23.936P	225,0	12:10'55.319
8	51.432	38.329	40.569	2'10.330P	165,1	12:13'05.649
9	39.240	36.934	5'01.004	6'17.178P	252,3	12:19'22.827
10	51.828	36.957	39.442	2'08.227P	150,2	12:21'31.054
11	38.768	34.747	40.792	1'54.307	248,3	12:23'25.361
12	38.562	35.855	39.782	1'54.199	250,0	12:25'19.560
13	38.646	35.022	38.946	1'52.614	250,0	12:27'12.174
14	38.304	34.203	40.281	1'52.788	250,0	12:29'04.962
15	38.068	33.743	39.164	1'50.975	248,8	12:30'55.937
16	38.913	35.144	38.876	1'52.933	254,1	12:32'48.870

33 Kessel Racing (1'49.439)

Giro	Seg.1	Seg.2	Seg.3	T. Giro	km/h	Local Time
1						11:56'16.238
2	1'04.872	39.330	2'08.933	3'53.135P	90,2	12:00'09.373
3	48.536	36.698	39.893	2'05.127P	172,8	12:02'14.500
4	39.240	34.886	39.139	1'53.265	251,7	12:04'07.765
5	37.794	35.571	39.186	1'52.551	252,3	12:06'00.316
6	37.889	33.964	38.667	1'50.520	253,5	12:07'50.836
7	37.568			2'57.204P	252,3	12:10'48.040
8	58.349	39.848	41.286	2'19.483P	136,0	12:13'07.523
9	39.987	37.423	1'01.480	2'18.890	252,9	12:15'26.413

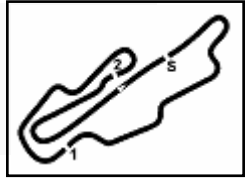
08/10/2021

P = Box In/Out - C = Tempo Invalidato



Powered by FICr PERUGIA TIMING





ACI Racing Weekend Mugello, 09-10 Ottobre 2021
Campionato Italiano GT Sprint - Analisi Tempi Prove Libere 1

Aut.Int. Mugello 5.245 m

3 / 9

10	1'18.450	1'11.332	1'09.814	3'39.596	80,3	12:19'06.009	20	39.574	35.159	39.386	1'54.119	252,9	12:41'10.129
11	42.467	37.730	41.177	2'01.374	220,4	12:21'07.383	21	37.992	34.987	39.242	1'52.221		12:43'02.350
12	40.289	37.620	40.988	1'58.897	249,4	12:23'06.280	22	38.090	35.310	41.825	1'55.225	252,9	12:44'57.575
13	39.694	36.391	40.275	1'56.360	250,6	12:25'02.640							
14	40.705	37.470	41.750	1'59.925	252,9	12:27'02.565							
15	39.730	36.179	40.221	1'56.130	252,3	12:28'58.695							
16	39.173	37.499	40.383	1'57.055	251,7	12:30'55.750							
17	41.049	36.851	40.362	1'58.262	253,5	12:32'54.012							
18	38.995	35.640	39.858	1'54.493	252,9	12:34'48.505							
19	39.854			2'13.674P	251,2	12:37'02.179							
20	50.099	34.987	39.357	2'04.443P	152,3	12:39'06.622							
21	37.813	35.683	39.351	1'52.847	254,7	12:40'59.469							
22	37.426	35.084	39.196	1'51.706	254,1	12:42'51.175							
23	37.938	33.802	38.535	1'50.275	254,7	12:44'41.450							
24	37.598	33.256	38.585	1'49.439	252,9	12:46'30.889							

55 Nova Race Events (1'49.945)

Giro	Seg.1	Seg.2	Seg.3	T. Giro	km/h	Local Time
1						11:56'31.108
2	58.780	40.987	42.742	2'22.509P	100,1	11:58'53.617
3	39.770	36.160	40.259	1'56.189	254,1	12:00'49.806
4	38.267	35.356	40.410	1'54.033	256,5	12:02'43.839
5	38.041	34.252	38.834	1'51.127	254,1	12:04'34.966
6	37.795	33.789	38.684	1'50.268	259,6	12:06'25.234
7	37.775			3'25.785P	260,2	12:09'51.019
8	50.275	34.638	42.210	2'07.123P	178,2	12:11'58.142
9	37.612	33.637	38.696	1'49.945	254,7	12:13'48.087
10	37.662	48.587	3'59.039	5'25.288P	257,8	12:19'13.375
11	55.500	37.123	41.223	2'13.846P	114,0	12:21'27.221
12	39.220	35.352	39.958	1'54.530	257,1	12:23'21.751
13	38.531	35.069	39.810	1'53.410	255,9	12:25'15.161
14	40.129	35.461	2'05.103	3'20.693P	253,5	12:28'35.854
15	47.849	34.932	40.891	2'03.672P	175,6	12:30'39.526
16	37.927	34.112	39.414	1'51.453	256,5	12:32'30.979
17	37.964	34.508	38.906	1'51.378	256,5	12:34'22.357
18	37.786	34.575	39.307	1'51.668	255,9	12:36'14.025
19	38.023	34.426	1'38.947	2'51.396P	255,9	12:39'05.421
20	49.460	34.549	38.653	2'02.662P	178,5	12:41'08.083
21	37.342	34.392	38.548	1'50.282	259,6	12:42'58.365
22	37.917	34.314	39.782	1'52.013	262,1	12:44'50.378

51 AF Corse (1'52.275)

Giro	Seg.1	Seg.2	Seg.3	T. Giro	km/h	Local Time
1						11:57'03.950
2	51.371	39.155	43.263	2'13.789P	169,3	11:59'17.739
3	40.311	35.588	40.433	1'56.332	233,8	12:01'14.071
4	39.665	36.371	40.211	1'56.247	250,6	12:03'10.318
5	39.392	36.981	40.711	1'57.084	250,0	12:05'07.402
6	41.263			4'40.415P	252,3	12:09'47.817
7	49.251	34.987	39.983	2'04.221P	169,3	12:11'52.038
8	38.631	35.306	39.960	1'53.897	251,2	12:13'45.935
9	38.367	49.129	4'18.385	5'45.881P	251,2	12:19'31.816
10	50.522	35.530	39.732	2'05.784P	162,9	12:21'37.600
11	38.311	35.074	39.386	1'52.771	253,5	12:23'30.371
12	38.122	34.789	39.364	1'52.275	253,5	12:25'22.646
13	38.154	36.688	2'19.573	3'34.415P	253,5	12:28'57.061
14	54.925	39.585	44.155	2'18.665P	130,3	12:31'15.726
15	41.779	37.664	43.029	2'02.472	250,6	12:33'18.198
16	40.790	38.864	43.251	2'02.905	248,3	12:35'21.103
17	42.200	37.878	42.697	2'02.775	248,3	12:37'23.878
18	40.399	37.766	42.500	2'00.665	252,9	12:39'24.543
19	40.249	38.465	42.816	2'01.530	252,9	12:41'26.073
20	40.389	37.670	41.735	1'59.794	252,9	12:43'25.867
21	41.213	41.460	42.535	2'05.208	251,2	12:45'31.075

63 Imperiale Sport Car Service (1'48.422)

Giro	Seg.1	Seg.2	Seg.3	T. Giro	km/h	Local Time
1						11:55'37.112
2	51.884	36.256	41.099	2'09.239P	153,0	11:57'46.351
3	39.601	34.845	39.304	1'53.750	252,9	11:59'40.101
4	37.947	34.200	38.846	1'50.993	254,1	12:01'31.094
5	37.950	33.868	38.736	1'50.554	250,0	12:03'21.648
6	38.511	34.097	38.942	1'51.550	252,3	12:05'13.198
7	38.112	35.250	38.800	1'52.162	253,5	12:07'05.360
8	37.503	33.934	38.683	1'50.120	254,7	12:08'55.480
9	37.505	33.291	38.385	1'49.181	249,4	12:10'44.661
10	39.599			2'32.207P	252,3	12:13'16.868
11	45.859	37.677	5'16.696	6'40.232P	176,2	12:19'57.100
12	45.951	35.870	39.183	2'01.004P	175,0	12:21'58.104
13	38.321	35.958	38.566	1'52.845	252,9	12:23'50.949
14	37.676	35.204	38.588	1'51.468	251,7	12:25'42.417
15	38.618	32.715	38.686	1'50.019	254,1	12:27'32.436
16	37.664	35.343	40.856	1'53.863	251,2	12:29'26.299
17	37.460	32.896	38.066	1'48.422	252,3	12:31'14.721
18	38.300	33.928	38.325	1'50.553	253,5	12:33'05.274
19	38.591			2'17.296P	252,3	12:35'22.570
20	46.665	34.199	39.422	2'00.286P	175,6	12:37'22.856
21	37.869	34.820	39.078	1'51.767	255,3	12:39'14.623
22	37.983	33.570	38.566	1'50.119	255,9	12:41'04.742
23	37.661	34.078	38.461	1'50.200	256,5	12:42'54.942
24	37.910	34.482	38.509	1'50.901	254,1	12:44'45.843

52 AF Corse (1'49.618)

Giro	Seg.1	Seg.2	Seg.3	T. Giro	km/h	Local Time
1						11:55'39.045
2	54.577	40.062	43.789	2'18.428P	155,0	11:57'57.473
3	40.717	37.129	3'21.528	4'39.374P	246,6	12:02'36.847
4	48.532	34.374	39.840	2'02.746P	173,4	12:04'39.593
5	38.598	34.210	38.947	1'51.755	251,2	12:06'31.348
6	39.113	34.332	39.630	1'53.075		12:08'24.423
7	37.583	33.744	38.531	1'49.858	250,0	12:10'14.281
8	37.986	34.152	38.520	1'50.658	250,0	12:12'04.939
9	37.326	33.292	39.000	1'49.618	250,0	12:13'54.557
10	37.991	52.415	6'12.565	7'42.971P		12:21'37.528
11	57.774	39.755	41.242	2'18.771P	101,9	12:23'56.299
12	39.609	35.213	39.580	1'54.402		12:25'50.701
13	40.222	35.064	40.038	1'55.324	251,7	12:27'46.025
14	38.117	36.852	39.775	1'54.744		12:29'40.769
15	38.419	35.847	40.958	1'55.224	252,3	12:31'35.993
16	38.718	35.207	39.786	1'53.711		12:33'29.704
17	38.322	35.049	39.395	1'52.766	250,0	12:35'22.470
18	39.789	35.212	42.430	1'57.431		12:37'19.901
19	38.018	37.198	40.893	1'56.109	252,9	12:39'16.010

66 Vincenzo Sospiri Racing (1'52.779)

Giro	Seg.1	Seg.2	Seg.3	T. Giro	km/h	Local Time
1						12:04'57.694
2	55.114	38.329	41.931	2'15.374P	167,7	12:07'13.068
3	38.852	35.033	40.720	1'54.605	250,6	12:09'07.673

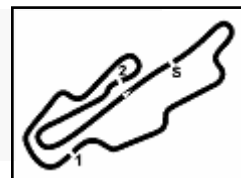
08/10/2021

P = Box In/Out - C = Tempo Invalidato



Powered by FICr PERUGIA TIMING





ACI Racing Weekend Mugello, 09-10 Ottobre 2021
Campionato Italiano GT Sprint - Analisi Tempi Prove Libere 1

Aut.Int. Mugello 5.245 m

4 / 9

4	38.159	36.469	40.675	1'55.303	246,6	12:11'02.976	20	38.897	35.677	40.135	1'54.709	246,6	12:38'53.409
5	39.391	34.281	39.397	1'53.069	248,3	12:12'56.045	21	38.507	35.919	41.189	1'55.615	248,8	12:40'49.024
6	38.183	33.934	10'30.451	11'42.568P	248,8	12:24'38.613	22	39.095	36.126	39.659	1'54.880	248,3	12:42'43.904
7	48.476	34.519	39.571	2'02.566P	153,4	12:26'41.179	23	38.472	35.325	39.637	1'53.434	250,6	12:44'37.338
8	38.748	34.699	39.493	1'52.940	248,8	12:28'34.119							
9	38.300	34.368	40.111	1'52.779	248,8	12:30'26.898							
10	39.597	34.312	39.314	1'53.223	223,1	12:32'20.121							
11	38.367	36.656	2'51.631	4'06.654P	251,7	12:36'26.775							
12	50.523	36.358	39.724	2'06.605P	150,2	12:38'33.380							
13	38.584	35.021	40.353	1'53.958	250,0	12:40'27.338							
14	38.314	36.263	39.868	1'54.445	248,8	12:42'21.783							
15	38.310	35.140	41.105	1'54.555	249,4	12:44'16.338							

90 AKM Motorsport (1'50.525)

Giro	Seg.1	Seg.2	Seg.3	T. Giro	km/h	Local Time
1						11:55'33.323
2	51.247			2'20.527P	162,9	11:57'53.850
3	48.121	36.160	40.895	2'05.176P	173,4	11:59'59.026
4	39.415	35.321	40.026	1'54.762	251,2	12:01'53.788
5	38.342	34.128	39.679	1'52.149	249,4	12:03'45.937
6	38.622	35.449	39.088	1'53.159	251,7	12:05'39.096
7	38.239	34.510	38.946	1'51.695	252,3	12:07'30.791
8	37.928	34.234	39.746	1'51.908	251,7	12:09'22.699
9	38.105	34.425	39.143	1'51.673	247,7	12:11'14.372
10	38.376			5'22.289P	250,0	12:16'36.661
11	1'20.342	1'06.145	39.395	3'05.882P	79,8	12:19'42.543
12	39.028	34.868	39.249	1'53.145	246,0	12:21'35.688
13	37.982	34.465	38.699	1'51.146	250,0	12:23'26.834
14	39.120			2'43.600P	253,5	12:26'10.434
15	50.949	36.188	40.620	2'07.757P	153,2	12:28'18.191
16	38.691	34.392	39.129	1'52.212	248,8	12:30'10.403
17	38.167	34.923	39.842	1'52.932	252,3	12:32'03.335
18	38.240	34.361	39.193	1'51.794	250,0	12:33'55.129
19	38.093	33.656	39.688	1'51.437	248,3	12:35'46.566
20	38.242	33.959	38.902	1'51.103	252,9	12:37'37.669
21	38.208	33.873	38.827	1'50.908	251,7	12:39'28.577
22	38.113	34.201	39.023	1'51.337	253,5	12:41'19.914
23	37.953	34.593	38.858	1'51.404	252,3	12:43'11.318
24	37.922	33.808	38.795	1'50.525	252,9	12:45'01.843

77 Nova Race Events (1'50.385)

Giro	Seg.1	Seg.2	Seg.3	T. Giro	km/h	Local Time
1						11:55'21.817
2	55.379	42.647	41.317	2'19.343P	139,0	11:57'41.160
3	39.916	36.622	39.595	1'56.133	254,1	11:59'37.293
4	39.364	36.131	40.443	1'55.938	255,9	12:01'33.231
5	40.944	38.767	45.816	2'05.527	254,1	12:03'38.758
6	38.647	34.724	38.969	1'52.340	252,9	12:05'31.098
7	38.164	34.711	41.623	1'54.498	255,9	12:07'25.596
8	38.118	34.170	38.600	1'50.888	256,5	12:09'16.484
9	38.783	37.303	2'16.403	3'32.489P	257,1	12:12'48.973
10	47.951	34.235	48.521	2'10.707P	173,6	12:14'59.680
11	1'19.900	1'11.235	1'23.459	3'54.594	79,4	12:18'54.274
12	41.471	34.093	40.532	1'56.096	215,6	12:20'50.370
13	37.790	33.876	38.719	1'50.385	251,7	12:22'40.755
14	37.712	33.768	2'03.019	3'14.499P	254,1	12:25'55.254
15	51.152	37.747	42.574	2'11.473P	175,6	12:28'06.727
16	39.846	36.467	40.295	1'56.608	254,7	12:30'03.335
17	39.509	36.909	40.328	1'56.746	256,5	12:32'00.081
18	39.613	37.346	39.941	1'56.900	254,7	12:33'56.981
19	38.709	35.502	41.292	1'55.503	255,9	12:35'52.484
20	38.927	36.378	40.070	1'55.375	252,3	12:37'47.859
21	38.538	34.932	39.598	1'53.068	254,7	12:39'40.927
22	38.857	37.769	40.577	1'57.203	256,5	12:41'38.130
23	38.397	35.014	39.657	1'53.068	256,5	12:43'31.198
24	38.561	39.298	43.617	2'01.476	255,9	12:45'32.674

207 Nova Race Events (1'59.324)

Giro	Seg.1	Seg.2	Seg.3	T. Giro	km/h	Local Time
1						11:55'49.170
2	56.562	41.665	43.274	2'21.501P	153,8	11:58'10.671
3	41.636	37.569	42.027	2'01.232	236,8	12:00'11.903
4	40.513	36.863	41.948	1'59.324	237,4	12:02'11.227
5	41.298	38.468	42.261	2'02.027	235,8	12:04'13.254
6	41.873	38.249	43.162	2'03.284	237,4	12:06'16.538
7	41.972	37.516	42.300	2'01.788		12:08'18.326
8	41.096	37.345	42.882	5'47.323P	235,8	12:14'05.649
9	1'02.932	1'04.145	1'29.042	3'36.119P	157,9	12:17'41.768
10	1'16.771	38.300	42.393	2'37.464	79,2	12:20'19.232
11	40.892	37.407	42.021	2'00.320	234,3	12:22'19.552
12	40.766	37.571	41.933	2'00.270	235,8	12:24'19.822
13	41.052	37.375	2'59.143	4'17.570P		12:28'37.392
14	51.639	38.621	44.628	2'14.888P		12:30'52.280
15	42.634	39.599	43.456	2'05.689	235,3	12:32'57.969
16	42.083	38.232	43.196	2'03.511	235,8	12:35'01.480
17	43.863	40.577	43.693	2'08.133	234,8	12:37'09.613
18	43.189	38.589	43.389	2'05.167	235,3	12:39'14.780

88 LP Racing (1'49.105)

Giro	Seg.1	Seg.2	Seg.3	T. Giro	km/h	Local Time
1						11:55'19.654
2	54.278	38.291	3'34.966	5'07.535P	125,6	12:00'27.189
3	49.273			2'45.133P	170,6	12:03'12.322
4	49.346	36.201	40.779	2'06.326P	170,6	12:05'18.648
5	38.904	34.775	39.160	1'52.839	243,8	12:07'11.487
6	38.336	34.939	38.947	1'52.222	251,2	12:09'03.709
7	37.880	35.098	38.835	1'51.813	247,1	12:10'55.522
8	37.444	33.178	38.483	1'49.105	247,7	12:12'44.627
9	39.693			3'39.990P	249,4	12:16'24.617
10	1'20.204	1'08.448	40.267	3'08.919P	80,2	12:19'33.536
11	38.816	34.233	39.432	1'52.481	242,7	12:21'26.017
12	37.975	33.668	39.883	1'51.526	246,0	12:23'17.543
13	37.931			2'05.599P	247,7	12:25'23.142
14	48.684	35.212	40.873	2'04.769P	142,3	12:27'27.911
15	39.148	36.900	40.167	1'56.215	247,7	12:29'24.126
16	38.146	35.387	39.615	1'53.148	245,5	12:31'17.274
17	39.079	34.647	39.751	1'53.477	248,8	12:33'10.751
18	38.096	34.913	39.413	1'52.422	249,4	12:35'03.173
19	39.358	35.568	40.601	1'55.527	247,7	12:36'58.700

215 Ceccato Racing (2'01.152)

Giro	Seg.1	Seg.2	Seg.3	T. Giro	km/h	Local Time
1						11:55'41.439
2	54.224	39.770	43.736	2'17.730P	136,4	11:57'59.169
3	42.233	39.646	44.142	2'06.021	233,3	12:00'05.190
4	40.797	37.955	44.420	2'03.172	233,8	12:02'08.362
5	41.663	37.998	43.962	2'03.623	234,8	12:04'11.985
6	41.205	38.894	43.835	2'03.934	235,3	12:06'15.919

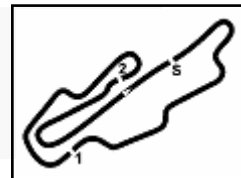
08/10/2021

P = Box In/Out - C = Tempo Invalidato



Powered by FICr PERUGIA TIMING





ACI Racing Weekend Mugello, 09-10 Ottobre 2021
Campionato Italiano GT Sprint - Anali di Tempi Prove Libere 1

Aut.Int. Mugello 5.245 m

5 / 9

7	43.576			2'56.730P	237,9	12:09'12.649
8	56.224	38.130	42.882	2'17.236P	157,7	12:11'29.885
9	41.113	37.607	42.432	2'01.152	235,8	12:13'31.037
10	40.622	44.036	1'51.546	3'16.204	236,3	12:16'47.241
11	1'23.969		4'25.744P	79,3	12:21'12.985	
12	58.698	44.012	45.959	2'28.669P	136,4	12:23'41.654
13	42.350	39.824	44.308	2'06.482	236,3	12:25'48.136
14	42.646	42.428	44.242	2'09.316	235,3	12:27'57.452
15	41.956	39.529	43.359	2'04.844	236,3	12:30'02.296
16	43.619	39.008	44.326	2'06.953	229,3	12:32'09.249
17	41.971		3'36.752P	237,4	12:35'46.001	
18	57.787	42.101	45.540	2'25.428P	142,5	12:38'11.429
19	43.237	40.602	44.954	2'08.793	236,3	12:40'20.222

252 Ebimotors (1'59.607)						
Giro	Seg.1	Seg.2	Seg.3	T. Giro	km/h	Local Time
1						11:55'53.741
2	53.114	41.779	43.264	2'18.157P	153,6	11:58'11.898
3	41.130	37.411	42.371	2'00.912	235,8	12:00'12.810
4	40.347	37.104	42.156	1'59.607	241,6	12:02'12.417
5	41.820	38.908	42.984	2'03.712	238,9	12:04'16.129
6	40.701	37.449	42.384	2'00.534	239,5	12:06'16.663
7	40.785	37.386	42.358	2'00.529	242,2	12:08'17.192
8	40.599	37.720	42.874	2'01.193	236,8	12:10'18.385
9	43.441		9'03.362P		238,4	12:19'21.747
10	55.318	41.820	43.949	2'21.087P	147,3	12:21'42.834
11	41.939	38.254	42.653	2'02.846	237,4	12:23'45.680
12	41.543	38.696	42.871	2'03.110	237,9	12:25'48.790
13	43.545	39.163	45.055	2'07.763	239,5	12:27'56.553
14	41.935	39.766	43.389	2'05.090	236,8	12:30'01.643
15	43.539	38.196	43.175	2'04.910	209,3	12:32'06.553
16	41.555	38.206	42.711	2'02.472	240,5	12:34'09.025
17	41.441	39.669	2'52.559	4'13.669P	240,0	12:38'22.694
18	52.397	38.526	44.353	2'15.276P	154,3	12:40'37.970
19	41.176	38.216	42.409	2'01.801	240,0	12:42'39.771
20	40.957	38.267	42.376	2'01.600	241,6	12:44'41.371

228 Nova Race Events (2'01.105)						
Giro	Seg.1	Seg.2	Seg.3	T. Giro	km/h	Local Time
1						11:55'50.624
2	55.607	41.852	44.469	2'21.928P	155,0	11:58'12.552
3	41.651	37.765	42.739	2'02.155		12:00'14.707
4	41.281	37.421	42.649	2'01.351		12:02'16.058
5	41.064	38.214	43.014	2'02.292	234,8	12:04'18.350
6	41.128	37.826	42.616	2'01.570		12:06'19.920
7	41.069	37.620	1'48.032	3'06.721P		12:09'26.641
8	50.610	37.741	42.467	2'10.818P	158,6	12:11'37.459
9	41.155	37.500	42.450	2'01.105	235,3	12:13'38.564
10	41.031	45.149	3'39.043	5'05.223P	236,8	12:18'43.787
11	59.364	43.386	44.292	2'27.042P	96,6	12:21'10.829
12	41.727	38.555	42.872	2'03.154	236,8	12:23'13.983
13	41.271	38.229	47.606	2'07.106		12:25'21.089
14	41.866	40.140	42.856	2'04.862	235,3	12:27'25.951
15	42.052	40.607	48.921	2'11.580	234,3	12:29'37.531
16	41.443	38.971	42.305	2'02.719	236,8	12:31'40.250
17	41.524	38.651	42.638	2'02.813	234,8	12:33'43.063
18	41.544	37.796	42.509	2'01.849		12:35'44.912
19	43.316	40.482	42.942	2'06.740		12:37'51.652
20	42.287	38.614	42.862	2'03.763		12:39'55.415
21	41.581	38.941	42.668	2'03.190	236,3	12:41'58.605
22	42.440	40.911	42.909	2'06.260		12:44'04.865

274 Autorlando Sport (2'03.278)						
Giro	Seg.1	Seg.2	Seg.3	T. Giro	km/h	Local Time
1		44.736	48.357		124,3	11:57'42.899
2	48.591	42.180	45.175	2'15.946	219,1	11:59'58.845
3	43.311	41.273	44.384	2'08.968	235,3	12:02'07.813
4	46.602	42.633	44.435	2'13.670	240,5	12:04'21.483
5	42.255	40.148	43.951	2'06.354	240,5	12:06'27.837
6	43.137	39.805	4'30.332	5'53.274P	242,2	12:12'21.111
7	1'01.236	43.679	54.440	2'39.355P	74,3	12:15'00.466
8	1'21.257	1'13.872	1'55.004	4'30.133P	74,1	12:19'30.599
9	54.361	40.676	44.906	2'19.943P	156,1	12:21'50.542
10	43.037	42.683	45.097	2'10.817	237,4	12:24'01.359
11	43.891	42.384	44.526	2'10.801	240,5	12:26'12.160
12	43.150	41.296	44.901	2'09.347	241,1	12:28'21.507
13	42.657	40.773	43.578	2'07.008	239,5	12:30'28.515
14	42.677	40.204	43.370	2'06.251	236,8	12:32'34.766
15	41.987	39.707	42.768	2'04.462	241,1	12:34'39.228
16	42.739	39.096	42.562	2'04.397	239,5	12:36'43.625
17	41.959	39.714	42.576	2'04.249	241,1	12:38'47.874
18	42.087	39.118	42.515	2'03.720	242,7	12:40'51.594
19	41.536	39.043	42.699	2'03.278	241,6	12:42'54.872
20	41.609	39.085	42.769	2'03.463	243,2	12:44'58.335
21	41.761	39.480	43.308	2'04.549	241,6	12:47'02.884

251 Ebimotors (1'58.536)						
Giro	Seg.1	Seg.2	Seg.3	T. Giro	km/h	Local Time
1						11:55'51.779
2	53.048	37.450	42.497	2'12.995P	157,7	11:58'04.774
3	40.091	36.560	41.885	1'58.536	240,5	12:00'03.310
4	39.861	37.531	43.425	2'00.817	243,2	12:02'04.127
5	40.091	36.849	49.709	2'06.649	241,6	12:04'10.776
6	40.150	36.565	3'36.198	4'52.913P	241,6	12:09'03.689
7	52.616	38.958	43.160	2'14.734P	157,2	12:11'18.423
8	41.768	37.700	42.297	2'01.765	240,5	12:13'20.188
9	41.420	39.612	4'33.456	5'54.488P	241,1	12:19'14.676
10	55.713	38.200	42.757	2'16.670P	115,4	12:21'31.346
11	41.095	39.409	42.116	2'02.620	241,1	12:23'33.966
12	40.957	37.695	42.413	2'01.065	241,6	12:25'35.031
13	40.758	37.593	42.274	2'00.625	240,5	12:27'35.656
14	41.391	37.579	42.191	2'01.161	241,6	12:29'36.817
15	40.654	38.734	3'37.383	4'56.771P	241,1	12:34'33.588
16	51.744	38.479	43.730	2'13.953P	157,9	12:36'47.541
17	40.955	37.509	42.141	2'00.605	243,2	12:38'48.146
18	41.035	37.415	42.199	2'00.649	244,9	12:40'48.795

275 Autorlando Sport (2'03.319)						
Giro	Seg.1	Seg.2	Seg.3	T. Giro	km/h	Local Time
1		45.751	46.410		140,1	11:57'35.013
2	44.384	41.665	45.101	2'11.150	234,8	11:59'46.163
3	42.971	41.336	44.752	2'09.059	241,1	12:01'55.222
4	42.104	40.599	45.096	2'07.799	233,3	12:04'03.021
5	41.665	41.198	2'28.426	3'51.289P	242,2	12:07'54.310
6	51.620	40.644	44.024	2'16.288P	157,7	12:10'10.598
7	41.827	41.007	47.273	2'10.107	242,2	12:12'20.705
8	41.650	38.795	42.874	2'03.319	241,6	12:14'24.024
9	48.822		4'34.647P		238,9	12:18'58.671
10	54.228	40.353	43.591	2'18.172P	156,1	12:21'16.843
11	41.728	39.298	43.887	2'04.913	240,0	12:23'21.756
12	41.619	41.270	2'26.270	3'49.159P	240,0	12:27'10.915

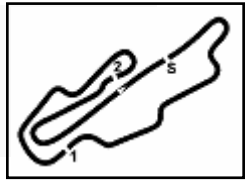
08/10/2021

P = Box In/Out - C = Tempo Invalidato



Powered by FICr PERUGIA TIMING





ACI Racing Weekend Mugello, 09-10 Ottobre 2021
Campionato Italiano GT Sprint - Analisi Tempi Prove Libere 1

Aut.Int. Mugello 5.245 m

6 / 9

13	54.304	41.357	44.220	2'19.881P	155,0	12:29'30.796
14	44.129	40.091	43.943	2'08.163	241,6	12:31'38.959
15	41.924	40.857	43.857	2'06.638	242,2	12:33'45.597
16	42.941	40.209	44.551	2'07.701	241,1	12:35'53.298
17	42.219	39.919	43.807	2'05.945	241,1	12:37'59.243
18	42.593	39.618	43.969	2'06.180	243,2	12:40'05.423
19	41.858	39.650	43.387	2'04.895	242,2	12:42'10.318
20	41.518	38.912	43.889	2'04.319	244,9	12:44'14.637
21	42.368	39.002	43.432	2'04.802	236,3	12:46'19.439

307 Kessel Racing (1'54.858)						
Giro	Seg.1	Seg.2	Seg.3	T. Giro	km/h	Local Time
1						11:56'14.457
2	1'19.534	58.961	56.098	3'14.593P	88,5	11:59'29.050
3	53.182	48.105	47.625	2'28.912	186,5	12:01'57.962
4	42.541	38.902	42.427	2'03.870	257,1	12:04'01.832
5	40.574	37.163	41.262	1'58.999	259,6	12:06'00.831
6	40.181	37.832	41.029	1'59.042	255,9	12:07'59.873
7	39.697	36.693	40.502	1'56.892	259,6	12:09'56.765
8	45.834	39.284	3'45.533	5'10.651P	233,8	12:15'07.416
9	1'30.178	1'14.411	1'09.860	3'54.449P	69,1	12:19'01.865
10	43.315	38.207	41.116	2'02.638	244,9	12:21'04.503
11	39.296	36.229	40.356	1'55.881	258,4	12:23'00.384
12	39.426	37.571	42.152	1'59.149	260,9	12:24'59.533
13	39.374	36.398	40.325	1'56.097	259,0	12:26'55.630
14	39.350	36.305	40.071	1'55.726	260,2	12:28'51.356
15	43.893			3'33.555P	254,1	12:32'24.911
16	59.266	38.697	44.085	2'22.048P	111,9	12:34'46.959
17	40.407	37.238	41.272	1'58.917	258,4	12:36'45.876
18	39.867	36.496	40.159	1'56.522	261,5	12:38'42.398
19	39.334	35.951	39.947	1'55.232	264,1	12:40'37.630
20	38.985	35.888	39.985	1'54.858	262,8	12:42'32.488

303 Tsunami R.T. (1'54.542)						
Giro	Seg.1	Seg.2	Seg.3	T. Giro	km/h	Local Time
1						11:56'03.165
2	1'05.671	50.516	49.687	2'45.874P	129,3	11:58'49.039
3	47.887	42.309	52.050	2'22.246	163,9	12:01'11.285
4	44.598	39.155	44.124	2'07.877	260,2	12:03'19.162
5	40.869	37.683	41.981	2'00.533	258,4	12:05'19.695
6	39.559	36.466	40.610	1'56.635	260,9	12:07'16.330
7	39.299	36.278	40.520	1'56.097	261,5	12:09'12.427
8	39.193	36.248	40.408	1'55.849	257,1	12:11'08.276
9	41.948		8'44.021P	259,6	12:19'52.297	
10	49.880	37.949	40.894	2'08.723P	171,2	12:22'01.020
11	39.800	36.640	42.060	1'58.500	260,9	12:23'59.520
12	39.066	37.304	40.276	1'56.646	260,2	12:25'56.166
13	39.288	36.761	40.913	1'56.962	260,2	12:27'53.128
14	39.925	36.641	40.442	1'57.008	258,4	12:29'50.136
15	39.141		3'03.381P	259,0	12:32'53.517	
16	59.074	40.556	46.571	2'26.201P	143,6	12:35'19.718
17	45.084	41.405	47.112	2'13.601	186,2	12:37'33.319
18	39.386	35.909	41.164	1'56.459	262,1	12:39'29.778
19	39.013	36.135	39.971	1'55.119	264,1	12:41'24.897
20	38.698	36.012	39.832	1'54.542	262,8	12:43'19.439
21	39.003	35.853	40.023	1'54.879	262,1	12:45'14.318

308 Kessel Racing (1'54.448)						
Giro	Seg.1	Seg.2	Seg.3	T. Giro	km/h	Local Time
1						11:56'24.868
2	1'11.660	51.642	46.593	2'49.895P	97,8	11:59'14.763
3	45.902	44.248	46.313	2'16.463	254,1	12:01'31.226
4	43.075	36.668	40.761	2'00.504	244,9	12:03'31.730
5	39.050	35.631	40.140	1'54.821	255,9	12:05'26.551
6	38.861	35.650	39.937	1'54.448	260,9	12:07'20.999
7	38.819	35.714	40.031	1'54.564	257,8	12:09'15.563
8	39.332	36.146	40.213	1'55.691	255,9	12:11'11.254
9	40.200	37.951	6'39.192	7'57.343P	257,1	12:19'08.597
10	58.784	38.136	42.504	2'19.424P	125,6	12:21'28.021
11	40.197	35.561	42.081	1'57.839	255,3	12:23'25.860
12	39.651	37.625	41.169	1'58.445	257,1	12:25'24.305
13	39.150	37.223	40.241	1'56.614	257,1	12:27'20.919
14	39.399	35.920	39.763	1'55.082	255,3	12:29'16.001
15	39.102	36.614	40.529	1'56.245	255,3	12:31'12.246
16	40.618	39.006	3'22.186	4'41.810P	255,3	12:35'54.056
17	53.149	37.007	41.970	2'12.126P	153,2	12:38'06.182
18	39.547	37.626	41.670	1'58.843	261,5	12:40'05.025
19	40.005	36.743	40.511	1'57.259	255,9	12:42'02.284
20	39.200	36.755	40.435	1'56.390	259,0	12:43'58.674
21	39.473	36.529	41.314	1'57.316	257,8	12:45'55.990

304 AF Corse (1'53.966)						
Giro	Seg.1	Seg.2	Seg.3	T. Giro	km/h	Local Time
1						11:56'40.332
2	1'03.197	49.074	47.473	2'39.744P	119,5	11:59'20.076
3	42.962	39.410	42.295	2'04.667	256,5	12:01'24.743
4	44.268	39.563	41.312	2'05.143	222,2	12:03'29.886
5	39.757	35.989	40.610	1'56.356	255,3	12:05'26.242
6	40.066	35.705	45.060	2'00.831	257,1	12:07'27.073
7	39.351	36.274	41.335	1'56.960	258,4	12:09'24.033
8	38.955	35.621	40.258	1'54.834	255,9	12:11'18.867
9	39.173	35.603	40.226	1'55.002	259,0	12:13'13.869
10	39.077	35.012	40.145	1'54.234	257,8	12:15'08.103
11	53.880	1'11.122	2'33.083	4'38.085P	196,7	12:19'46.188
12	52.803	37.865	42.845	2'13.513P	134,7	12:21'59.701
13	38.837	38.267	50.573	2'07.677	257,8	12:24'07.378
14	39.564	40.709	41.167	2'01.440	257,1	12:26'08.818
15	39.685	38.213	42.569	2'00.467	258,4	12:28'09.285
16	40.003	36.326	42.582	1'58.911	256,5	12:30'08.196
17	42.148	38.143	43.379	2'03.670	262,8	12:32'11.866
18	40.989	37.667	42.365	2'01.021	259,0	12:34'12.887
19	39.421	36.859	40.496	1'56.776	257,1	12:36'09.663
20	39.131	36.961	40.724	1'56.816	258,4	12:38'06.479
21	39.580	36.594	40.888	1'57.062	262,1	12:40'03.541
22	38.900	36.159	40.802	1'55.861	257,8	12:41'59.402
23	38.831	35.330	39.888	1'54.049	262,8	12:43'53.451
24	38.626	35.648	39.692	1'53.966	260,2	12:45'47.417

309 Kessel Racing (1'54.777)						
Giro	Seg.1	Seg.2	Seg.3	T. Giro	km/h	Local Time
1						11:55'26.167
2	54.776	41.474	42.726	2'18.976P	146,9	11:57'45.143
3	41.961	43.465	42.319	2'07.745	257,1	11:59'52.888
4	39.166	36.356	42.552	1'58.074	260,2	12:01'50.962
5	38.897	35.813	40.067	1'54.777	257,1	12:03'45.739
6	41.270	38.131	5'17.365	6'36.766P	243,2	12:10'22.505
7	54.337	39.642	45.893	2'19.872P	131,2	12:12'42.377
8	41.249	40.277	52.628	2'14.154	248,3	12:14'56.531
9	1'04.612	1'10.851	1'24.394	3'39.857	127,7	12:18'36.388
10	53.422	38.314	43.402	2'15.138	96,5	12:20'51.526
11	41.199	39.411	43.308	2'03.918	252,9	12:22'55.444
12	41.263	39.328	44.004	2'04.595	253,5	12:25'00.039

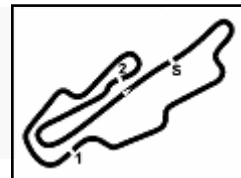
08/10/2021

P = Box In/Out - C = Tempo Invalidato



Powered by FICr PERUGIA TIMING





ACI Racing Weekend Mugello, 09-10 Ottobre 2021
Campionato Italiano GT Sprint - Analisi Tempi Prove Libere 1

Aut.Int. Mugello 5.245 m

7 / 9

13	40.933	39.200	42.817	2'02.950	255,9	12:27'02.989	2	1'04.286	41.592	4'22.940	6'08.818P	100,9	12:02'38.212
14	40.998	39.082	43.043	2'03.123	256,5	12:29'06.112	3	53.290	39.166	41.691	2'14.147P	145,2	12:04'52.359
15	40.964	39.004	42.975	2'02.943	257,1	12:31'09.055	4	39.937	36.721	40.978	1'57.636	261,5	12:06'49.995
16	40.980	37.946	42.101	2'01.027	254,7	12:33'10.082	5	40.590	36.443	40.607	1'57.640	261,5	12:08'47.635
17	41.035	37.176	41.718	1'59.929	256,5	12:35'10.011	6	39.299	36.600	40.730	1'56.629	259,0	12:10'44.264
18	42.099	40.531	2'41.267	4'03.897P	254,7	12:39'13.908	7	39.910	37.837	40.804	1'58.551	259,0	12:12'42.815
19	54.591	38.604	42.307	2'15.502P	137,8	12:41'29.410	8	41.248	40.309	5'42.960	7'04.517P	262,8	12:19'47.332
20	40.346	37.288	42.020	1'59.654	259,0	12:43'29.064	9	53.766	38.908	43.876	2'16.550P	141,5	12:22'03.882
							10	40.214	37.221	41.958	1'59.393	260,2	12:24'03.275
							11	39.791	36.597	40.965	1'57.353	262,1	12:26'00.628
							12	39.123	36.859	40.973	1'56.955	260,9	12:27'57.583
							13	39.603	38.551	5'48.616	7'06.770P	261,5	12:35'04.353
							14	52.848	37.531	42.128	2'12.507P	144,2	12:37'16.860
							15	40.698	39.065	41.170	2'00.933	262,8	12:39'17.793
							16	40.545	36.752	41.142	1'58.439	264,7	12:41'16.232
							17	39.901	37.281	40.396	1'57.578	264,1	12:43'13.810
							18	39.438	36.335	40.321	1'56.094	262,8	12:45'09.904

318 Best Lap (1'59.162)

Giro	Seg.1	Seg.2	Seg.3	T. Giro	km/h	Local Time
1						11:55'35.135
2	55.513	41.421	43.376	2'20.310P	146,5	11:57'55.445
3	40.377	39.331	42.980	2'02.688	256,5	11:59'58.133
4	40.133	38.268	41.641	2'00.042	256,5	12:01'58.175
5	40.429	38.528	41.637	2'00.594	256,5	12:03'58.769
6	40.262	37.482	41.418	1'59.162	255,9	12:05'57.931
7	41.726	39.098	43.009	2'03.833	257,8	12:08'01.764
8	40.969	41.184	45.539	2'07.692	257,8	12:10'09.456
9	42.264	40.899	43.725	2'06.888	254,1	12:12'16.344
10	40.820	39.776	42.830	2'03.426	252,9	12:14'19.770
11	52.256			4'52.462P	255,3	12:19'12.232
12	1'00.312	40.372	43.685	2'24.369P	113,2	12:21'36.601
13	41.519	38.135	42.348	2'02.002	257,8	12:23'38.603
14	40.977	38.428	43.351	2'02.756	255,3	12:25'41.359
15	43.240	38.717	43.474	2'05.431	255,3	12:27'46.790
16	41.168	38.881	43.926	2'03.975	256,5	12:29'50.765
17	40.840	38.619	43.045	2'02.504	259,6	12:31'53.269
18	41.485	38.448	43.183	2'03.116	254,7	12:33'56.385
19	41.497	39.181	44.831	2'05.509	255,3	12:36'01.894
20	41.743	38.958	43.416	2'04.117	260,9	12:38'06.011
21	41.796	38.220	43.125	2'03.141	258,4	12:40'09.152
22	41.292	39.994	43.414	2'04.700	257,8	12:42'13.852
23	41.722	38.983	43.644	2'04.349	260,9	12:44'18.201

355 Easy Race (1'53.408)

Giro	Seg.1	Seg.2	Seg.3	T. Giro	km/h	Local Time
1		42.786	42.452			11:59'06.699
2	40.138	36.289	41.250	1'57.677		12:01'04.376
3	39.072	35.316	40.066	1'54.454		12:02'58.830
4	39.799	36.361	39.916	1'56.076		12:04'54.906
5	38.961	35.782	40.110	1'54.853		12:06'49.759
6	38.611	35.097	39.700	1'53.408		12:08'43.167
7	39.434			3'12.091P		12:11'55.258
8	50.194	35.668	40.025	2'05.887P		12:14'01.145
9	42.513	1'26.289	1'29.466	3'38.268		12:17'39.413
10	1'18.765	37.011	40.164	2'35.940	87,1	12:20'15.353
11	38.978	35.594	39.896	1'54.468		12:22'09.821
12	39.040	35.410	39.902	1'54.352		12:24'04.173
13	39.954			3'22.283P		12:27'26.456
14	1'09.426	41.849	42.641	2'33.916P	110,2	12:30'00.372
15	40.901	39.505	43.872	2'04.278		12:32'04.650
16	40.050	37.174	41.128	1'58.352		12:34'03.002
17	39.969	36.330	41.530	1'57.829		12:36'00.831
18	41.332	36.760	40.958	1'59.050		12:37'59.881
19	40.721	37.696	42.016	2'00.433		12:40'00.314
20	40.745	37.256	41.426	1'59.427		12:41'59.741
21	40.098	36.868	40.816	1'57.782	255,3	12:43'57.523
22	39.925	36.815	41.178	1'57.918		12:45'55.441

322 Krypton Motorsport (1'56.389)

Giro	Seg.1	Seg.2	Seg.3	T. Giro	km/h	Local Time
1		45.879	43.083		136,2	11:57'46.166
2	42.372	38.690	41.237	2'02.299	243,8	11:59'48.465
3	39.805	37.074	41.011	1'57.890	260,9	12:01'46.355
4	39.384	36.766	40.305	1'56.455	257,8	12:03'42.810
5	40.533	38.498	1'03.328	2'22.359P	262,1	12:06'05.169
6	1'42.011	37.539	40.839	3'00.389P	171,4	12:09'05.558
7	39.325	38.458	40.483	1'58.266	260,2	12:11'03.824
8	39.876	36.396	40.117	1'56.389	264,7	12:13'00.213
9	38.996	36.165	1'24.842	2'40.003P	260,9	12:15'40.216
10	2'54.870	49.840	43.694	4'28.404P	77,5	12:20'08.620
11	42.097	37.966	42.170	2'02.233	242,7	12:22'10.853
12	40.880	38.313	41.855	2'01.048	262,1	12:24'11.901
13	40.434	37.435	41.093	1'58.962	260,2	12:26'10.863
14	40.400	37.980	41.106	1'59.486	261,5	12:28'10.349
15	39.767	36.787	41.014	1'57.568	262,1	12:30'07.917
16	39.607	37.598	41.237	1'58.442	261,5	12:32'06.359
17	39.571	37.245	40.681	1'57.497	262,1	12:34'03.856
18	40.446			3'17.453P	262,1	12:37'21.309
19	53.947	38.337	42.659	2'14.943P	174,2	12:39'36.252
20	42.057	38.519	1'05.712	2'26.288P	259,6	12:42'02.540

369 Krypton Motorsport (2'01.172)

Giro	Seg.1	Seg.2	Seg.3	T. Giro	km/h	Local Time
1		46.216	47.360		145,2	11:57'49.732
2	43.635	41.344	42.631	7'08.030	161,4	12:04'57.762
3	41.672	39.258	42.068	2'02.998		12:07'00.760
4	40.345	38.964	41.863	2'01.172		12:09'01.932
5	41.024	38.593	42.023	2'01.640	254,7	12:11'03.572
6	41.077	38.916	42.585	2'02.578	257,1	12:13'06.150
7	40.668	38.946	1'03.506	2'23.120	256,5	12:15'29.270
8	1'16.262	1'11.925	1'44.184	4'12.371P	85,3	12:19'41.641
9	3'15.984	49.451	1'12.879	5'18.314P	79,7	12:24'59.955
10	57.597	47.637	47.523	2'32.757P	144,4	12:27'32.712
11	47.095	45.646	47.734	2'20.475		12:29'53.187
12	43.570	41.626	6'45.546	8'10.742P	256,5	12:38'03.929
13	58.391	44.510	1'17.385	3'00.286P	129,7	12:41'04.215

333 SR&R (1'56.094)

Giro	Seg.1	Seg.2	Seg.3	T. Giro	km/h	Local Time
1						11:56'29.394

377 FFF Racing Team (1'58.529)

Giro	Seg.1	Seg.2	Seg.3	T. Giro	km/h	Local Time

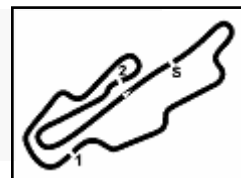
08/10/2021

P = Box In/Out - C = Tempo Invalidato



Powered by FICr PERUGIA TIMING

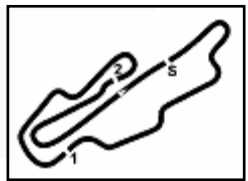




ACI Racing Weekend Mugello, 09-10 Ottobre 2021
Campionato Italiano GT Sprint - Analisi Tempi Prove Libere 1

19	39.485	36.027	40.373	1'55.885	259,0	12:39'07.482
20	38.813	35.616	39.692	1'54.121	259,0	12:41'01.603
21	39.964	38.034	40.365	1'58.363	259,0	12:42'59.966
22	38.677	35.757	39.529	1'53.963	258,4	12:44'53.929

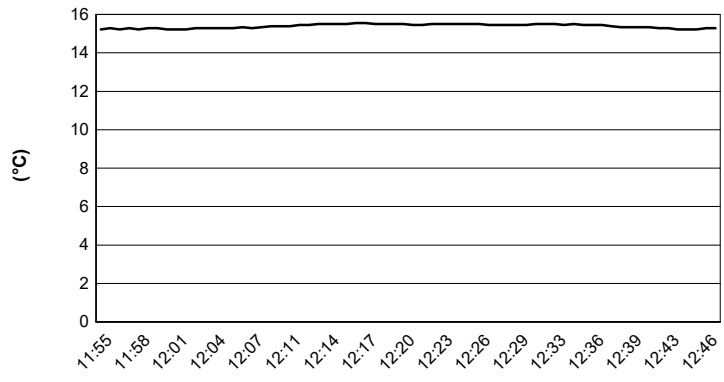




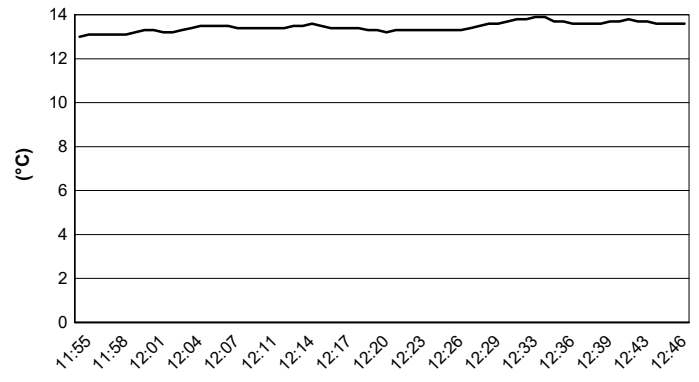
Aut.Int. Mugello 5.245 m

ACI Racing Weekend Mugello, 09-10 Ottobre 2021
Campionato Italiano GT Sprint - Meteo Prove Libere 1
Session started 11:55 - Session ended 12:47

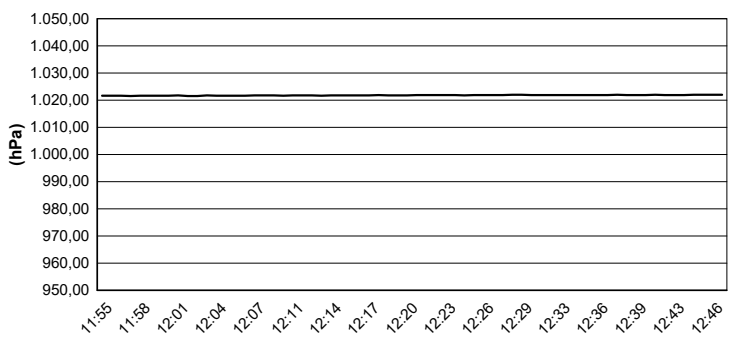
Air Temperature



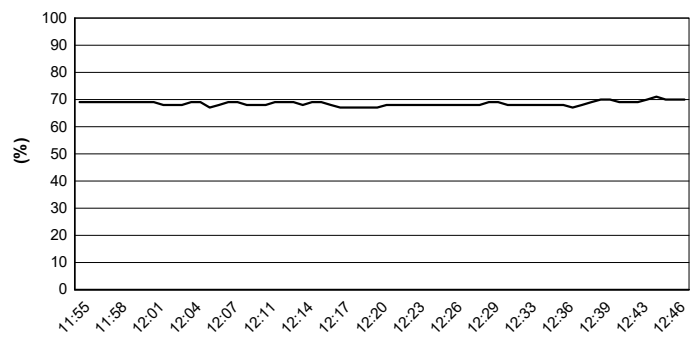
Track Temperature



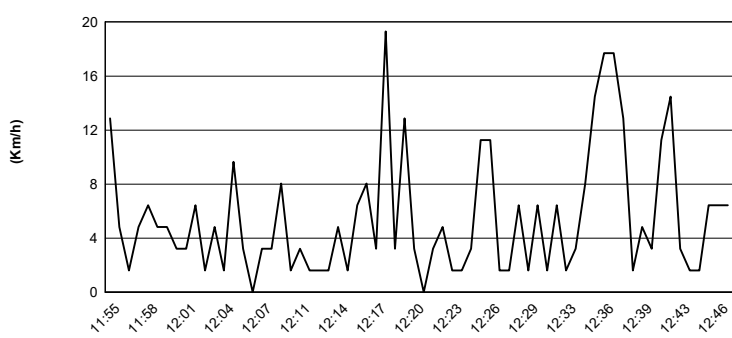
Air Pressure



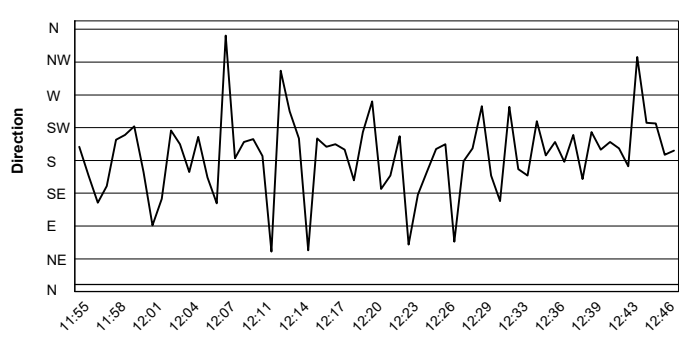
Humidity



Wind Speed



Wind Direction



08/10/2021



Powered by FICr PERUGIA TIMING

