

Paul Ricard  
International GT Open  
Free Practice - 2  
Provisional Results



Cls	N°	Entrant/Team	Nat	Driver 1	Nat	Driver 2	Nat	Vehicle	Cat	Cls	Laps	Best	Time	Gap	Interval	Km/h
1	23	Eastalent-Racing	AUT	Simon Reicher	AUT	Christopher Haase	DEU	Audi R8 LMS GT3 Evo II	PRO	1	21	20	2:03.819			169.2
2	777	Olimp Racing	POL	Marcin Jedliński	POL	Karol Basz	POL	Audi R8 LMS 2018	PROAM	1	19	14	2:03.995	0.176	0.176	169.0
3	17	Team Motopark	DEU	Diego Menchaca	MEX	Marcos Siebert	ARG	Mercedes AMG GT3 2020	PRO	2	24	22	2:04.087	0.268	0.092	168.9
4	19	Oregon Team	ITA	Pietro Perolini	ITA	Daan Arrow	NLD	Lamborghini Huracan GT3 EVO2	PRO	3	23	8	2:04.283	0.464	0.196	168.6
5	51	AF Corse	ITA	Nicola Marinangeli	ITA	Riccardo Agostini	ITA	Ferrari 296 GT3	PRO	4	18	17	2:04.387	0.568	0.104	168.4
6	11	Kessel Racing	CHE	Frédéric Jousset	FRA	David Fumanelli	ITA	Ferrari 296 GT3	PROAM	2	21	20	2:04.510	0.691	0.123	168.3
7	6	GetSpeed	DEU	Andrés Latorre	AUS	Aaron Walker	GBR	Mercedes AMG GT3 2023	PROAM	3	21	10	2:04.552	0.733	0.042	168.2
8	54	CBRX by SPS	DEU	Dexter Müller	CHE	Yannick Mettler	CHE	Mercedes AMG GT3	PROAM	4	22	8	2:04.613	0.794	0.061	168.1
9	25	AF Corse	ITA	Alessandro Cozzi	ITA	Giorgio Sernagiotto	ITA	Ferrari 296 GT3	AM*	1	23	11	2:04.727	0.908	0.114	168.0
10	911	GetSpeed	DEU	Axel Blom	FIN	Steve Jans	LUX	Mercedes AMG GT3 2023	PROAM	5	22	15	2:04.774	0.955	0.047	167.9
11	69	Optimum Motorsport	GBR	Samuel De Haan	GBR	Charlie Fagg	GBR	McLaren 720S GT3	PRO	5	21	15	2:04.882	1.063	0.108	167.8
12	38	Kessel Racing	CHE	Nicolò Rosi	CHE	Niccolò Schirò	ITA	Ferrari 296 GT3	PROAM	6	23	10	2:04.883	1.064	0.001	167.8
13	20	SPS Automotive Performance	DEU	Reece Barr	IRL	Mikael Pitamber	ZAF	Mercedes AMG GT3	PRO	6	21	17	2:04.899	1.080	0.016	167.8
14	27	AF Corse	ITA	Marco Pulcini	ITA	Eddie Cheever III	ITA	Ferrari 488 GT3 MY 2020	PROAM	7	21	12	2:04.938	1.119	0.039	167.7
15	65	Team Motopark	DEU	Heiko Neumann	DEU	Timo Rumpfkeil	DEU	Mercedes AMG GT3 2020	AM	2	20	9	2:04.953	1.134	0.015	167.7
16	99	Lionspeed GP	DEU	Patrick Kolb	DEU	Alfred Renauer	DEU	Porsche 991.2 GT3 R	PRO	7	18	8	2:04.953	1.134	0.000	167.7
17	61	AF Corse	ITA	Jean-Claude Saada	USA	Conrad Grunewald	USA	Ferrari 488 GT3 MY 2020	AM*	3	20	2	2:04.980	1.161	0.027	167.7
18	63	Oregon Team	ITA	Pierre Louis Chovet	FRA	Maximilian Paul	DEU	Lamborghini Huracan GT3 EVO2	PRO	8	23	21	2:05.098	1.279	0.118	167.5
19	55	AF Corse	ITA	Laurent De Meeus	BEL	Jamie Stanley	GBR	Ferrari 488 GT3 MY 2020	PROAM	8	20	19	2:05.102	1.283	0.004	167.5
20	5	Olimp Racing	POL	Stanislaw Jedliński	POL	Krystian Korzeniowski	POL	Ferrari 488 GT3 MY 2021	AM	4	19	9	2:05.143	1.324	0.041	167.4
21	91	Team Baron Motorsport	AUT	Ernst Kirchmayr	AUT	Philipp Baron	AUT	Ferrari 488 GT3 Evo	AM	5	21	13	2:05.477	1.658	0.334	167.0
22	84	Altitude Racing by Optimum Motorsport	GBR	Andrew Gilbert	GBR	Fran Rueda	ESP	McLaren 720S GT3	PROAM	9	21	3	2:05.544	1.725	0.067	166.9
23	88	AF Corse	ITA	Gino Forgione	CHE	Andrea Montermini	ITA	Ferrari 488 GT3 MY 2020	AM*	6	21	18	2:05.629	1.810	0.085	166.8
24	26	racing one	DEU	Omar Jackson	GBR	Axcil Jefferies	ZWE	Ferrari 296 GT3	PROAM	10	13	4	2:06.128	2.309	0.499	166.1
25	133	Kessel Racing	CHE	Murat Ruhi Cuhadaroglu	TUR	Emanuele Maria Tabacchi	ITA	Ferrari 488 GT3 Evo	AM	7	21	18	2:06.153	2.334	0.025	166.1
26	8	Il Barone Rampante	ITA	Giuseppe Cipriani	ITA			Lamborghini Huracan GT3 EVO	AM	8	21	17	2:06.293	2.474	0.140	165.9
27	33	Bonaldi Motorsport	ITA	Miloš Pavlović	SRB	Sanporn Jao-Javanil	THA	Lamborghini Huracan GT3 EVO2	PROAM	11	19	18	2:06.344	2.525	0.051	165.8
28	66	Greystone GT	GBR	Stewart Proctor	GBR	Lewis Proctor	GBR	McLaren 720S GT3	PROAM	12	4	4	2:06.864	3.045	0.520	165.2
29	10	racing one	DEU	Stefan Aust	DEU	Jacob Schell	DEU	Ferrari 488 GT3 2020	AM	9	21	19	2:06.943	3.124	0.079	165.1
30	786	GetSpeed	DEU	Kiki Sak Nana	THA	Adam Osieka	DEU	Mercedes AMG GT3 2023	AM	10	22	18	2:07.411	3.592	0.468	164.5
31	71	AF Corse	ITA	Franck Dezoteux	FRA			Ferrari 488 GT3 MY 2020	AM	11	21	17	2:08.233	4.414	0.822	163.4
32	007	Street-Art Racing	BEL	Jahid Fazal-Karim	FRA	Pascal Bachmann	CHE	Aston Martin GT3 AMR MY2019	AM	12	16	3	2:08.302	4.483	0.069	163.3

Published at:.....

Track Temp: 46.0 °C Air Temp: 30.3 °C Humidity: 41 % Track Status: DRY

Race Director:

Neus Santamaría Sanromá

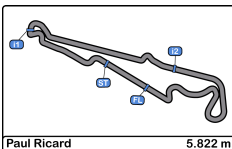
DPB-0819-ESP/CAT

Timekeeper:

Luis García

JOB-1605-ESP/M





**Paul Ricard**  
**International GT Open**  
**Free Practice - 2**  
**Provisional Results**



**\* PENALTIES**

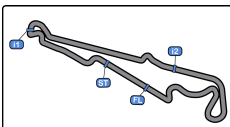
CAR 25 TIME 2:07.120 DELETED TRACK LIMITS AT T 10
CAR 23 TIME 2:09.314 DELETED TRACK LIMITS AT T 10
CAR 26 TIME 2:06.754 DELETED TRACK LIMITS AT T 10
CAR 20 TIME 2:07.378 DELETED TRACK LIMITS AT T 10
CAR 38 TIME 2:06.009 DELETED TRACK LIMITS AT T 10
CAR 66 TIME 2:06.402 DELETED TRACK LIMITS AT T 10
CAR 777 TIME 2:04.433 DELETED TRACK LIMITS AT T 10
CAR 786 TIME 2:07.425 DELETED TRACK LIMITS AT T 10
CAR 25 TIME 2:06.843 DELETED TRACK LIMITS AT T 10
CAR 17 TIME 2:05.563 DELETED TRACK LIMITS AT T 10
CAR 19 TIME 2:13.927 DELETED TRACK LIMITS AT T 10
CAR 26 TIME 2:06.088 DELETED TRACK LIMITS AT T 10
CAR 20 TIME 2:05.860 DELETED TRACK LIMITS AT T 10
CAR 6 TIME 2:05.657 DELETED TRACK LIMITS AT T 10
CAR 63 TIME 2:06.742 DELETED TRACK LIMITS AT T 10
CAR 66 TIME 2:05.950 DELETED TRACK LIMITS AT T 10
CAR 99 TIME 2:23.251 DELETED TRACK LIMITS AT T 10
CAR 777 TIME 2:08.789 DELETED TRACK LIMITS AT T 10
CAR 786 TIME 2:07.066 DELETED TRACK LIMITS AT T 10
CAR 65 TIME 2:07.394 DELETED TRACK LIMITS AT T 7
CAR 11 TIME 2:10.815 DELETED TRACK LIMITS AT T 7
CAR 17 TIME 2:06.953 DELETED TRACK LIMITS AT T 10
CAR 51 TIME 2:07.142 DELETED TRACK LIMITS AT T 10
CAR 66 CRASHED TO TYRE BARRIER T7 - DRIVER OK
CAR 19 TIME 2:05.807 DELETED TRACK LIMITS AT T 10
CAR 99 TIME 2:06.725 DELETED TRACK LIMITS AT T 10
CAR 27 TIME 2:06.050 DELETED TRACK LIMITS AT T 10
CAR 777 TIME 2:03.983 DELETED TRACK LIMITS AT T 10
CAR 84 TIME 2:28.039 DELETED TRACK LIMITS AT T 10
CAR 10 TIME 2:10.981 DELETED TRACK LIMITS AT T 7
CAR 91 TIME 2:07.410 DELETED TRACK LIMITS AT T 7
CAR 1007 TIME 2:42.346 DELETED TRACK LIMITS AT T 10
CAR 786 TIME 2:31.751 DELETED TRACK LIMITS AT T 10
CAR 17 TIME 2:05.589 DELETED TRACK LIMITS AT T 10

Published at:.....

Track Temp: **46.0 °C**    Air Temp: **30.3 °C**    Humidity: **41 %**    Track Status: **DRY**

<b>Race Director:</b>	Neus Santamaria Sanromà	<b>Timekeeper:</b>	Luis García
	DPB-0819-ESP/CAT		JOB-1605-ESP/M





**Paul Ricard**  
**International GT Open**  
**Free Practice - 2**  
**Provisional Results**



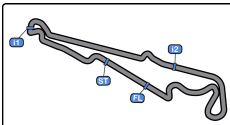
Paul Ricard	5.822 m
CAR 61	TIME 2:10.522 DELETED TRACK LIMITS AT T 10
CAR 911	TIME 2:05.721 DELETED TRACK LIMITS AT T 10
CAR 33	TIME 2:09.156 DELETED TRACK LIMITS AT T 10
CAR 1007	TIME 2:14.408 DELETED TRACK LIMITS AT T 10
CAR 63	TIME 2:05.723 DELETED TRACK LIMITS AT T 10
CAR 23	TIME 2:05.801 DELETED TRACK LIMITS AT T 10
CAR 54	TIME 2:04.848 DELETED TRACK LIMITS AT T 10
CAR 786	TIME 2:06.924 DELETED TRACK LIMITS AT T 10
CAR 51	TIME 2:27.066 DELETED TRACK LIMITS AT T 10
CAR 5	TIME 2:13.296 DELETED TRACK LIMITS AT T 10
CAR 26	TIME 2:10.252 DELETED TRACK LIMITS AT T 10
CAR 27	TIME 2:06.280 DELETED TRACK LIMITS AT T 10
CAR 6	TIME 2:05.096 DELETED TRACK LIMITS AT T 10
CAR 911	TIME 2:12.534 DELETED TRACK LIMITS AT T 10
CAR 33	TIME 2:09.589 DELETED TRACK LIMITS AT T 10
CAR 786	TIME 2:06.987 DELETED TRACK LIMITS AT T 10
CAR 17	TIME 2:04.646 DELETED TRACK LIMITS AT T 10
CAR 51	TIME 2:06.976 DELETED TRACK LIMITS AT T 10
CAR 26	TIME 2:09.504 DELETED TRACK LIMITS AT T 10
CAR 69	TIME 2:08.123 DELETED TRACK LIMITS AT T 10
CAR 33	TIME 2:08.171 DELETED TRACK LIMITS AT T 10
CAR 63	TIME 2:05.532 DELETED TRACK LIMITS AT T 10
CAR 54	TIME 2:06.484 DELETED TRACK LIMITS AT T 10
CAR 786	TIME 2:06.771 DELETED TRACK LIMITS AT T 10
CAR 777	TIME 2:32.065 DELETED TRACK LIMITS AT T 7
CAR 38	TIME 2:05.358 DELETED TRACK LIMITS AT T 7
CAR 10	TIME 2:10.494 DELETED TRACK LIMITS AT T 7
CAR 61	TIME 2:28.378 DELETED TRACK LIMITS AT T 10
CAR 11	TIME 2:11.106 DELETED TRACK LIMITS AT T 10
CAR 33	TIME 2:08.145 DELETED TRACK LIMITS AT T 10
CAR 38	TIME 2:04.906 DELETED TRACK LIMITS AT T 10
CAR 27	TIME 2:32.949 DELETED TRACK LIMITS AT T 10
CAR 786	TIME 2:05.991 DELETED TRACK LIMITS AT T 10
CAR 71	TIME 2:44.975 DELETED TRACK LIMITS AT T 10
CAR 133	TIME 2:10.645 DELETED TRACK LIMITS AT T 10

Published at:.....

Track Temp: **46.0 °C**    Air Temp: **30.3 °C**    Humidity: **41 %**    Track Status: **DRY**

<b>Race Director:</b>	Neus Santamaría Sanromà	<b>Timekeeper:</b>	Luis García
	DPB-0819-ESP/CAT		JOB-1605-ESP/M





**Paul Ricard**  
**International GT Open**  
**Free Practice - 2**  
**Provisional Results**

Paul Ricard 5.822 m.



CAR 33	TIME 2:22.946	DELETED TRACK LIMITS AT T 10
CAR 777	TIME 2:08.850	DELETED TRACK LIMITS AT T 10
CAR 51	TIME 2:05.312	DELETED TRACK LIMITS AT T 7
CAR 69	TIME 2:08.819	DELETED TRACK LIMITS AT T 10
CAR 91	TIME 2:11.654	DELETED TRACK LIMITS AT T 10
CAR 6	TIME 2:05.516	DELETED TRACK LIMITS AT T 10
CAR 25	TIME 2:52.293	DELETED TRACK LIMITS AT T 10
CAR 777	TIME 2:07.979	DELETED TRACK LIMITS AT T 10
CAR 84	TIME 2:11.446	DELETED TRACK LIMITS AT T 10
CAR 5	TIME 2:05.427	DELETED TRACK LIMITS AT T 10
CAR 777	TIME 2:06.760	DELETED TRACK LIMITS AT T 10
CAR 51	TIME 2:07.395	DELETED TRACK LIMITS AT T 10
CAR 1007	TIME 2:15.334	DELETED TRACK LIMITS AT T 10
CAR 786	TIME 2:25.281	DELETED TRACK LIMITS AT T 10
CAR 777	TIME 2:14.380	DELETED TRACK LIMITS AT T 7
CAR 23	TIME 2:20.696	DELETED TRACK LIMITS AT T 7
CAR 8	TIME 2:07.577	DELETED TRACK LIMITS AT T 7
CAR 65	TIME 2:11.809	DELETED TRACK LIMITS AT T 10
CAR 33	TIME 2:08.925	DELETED TRACK LIMITS AT T 10
CAR 133	TIME 2:09.974	DELETED TRACK LIMITS AT T 10
CAR 38	TIME 2:08.961	DELETED TRACK LIMITS AT T 10
CAR 19	TIME 2:07.029	DELETED TRACK LIMITS AT T 10
CAR 27	TIME 2:22.784	DELETED TRACK LIMITS AT T 10
CAR 786	TIME 2:07.737	DELETED TRACK LIMITS AT T 10
CAR 1007	TIME 2:14.921	DELETED TRACK LIMITS AT T 10
CAR 17	TIME 2:04.936	DELETED TRACK LIMITS AT T 10
CAR 84	TIME 2:09.675	DELETED TRACK LIMITS AT T 7
CAR 84	TIME 2:09.520	DELETED TRACK LIMITS AT T 7
CAR 27	TIME 2:04.996	DELETED TRACK LIMITS AT T 10
CAR 99	TIME 2:05.436	DELETED TRACK LIMITS AT T 10
CAR 25	TIME 2:06.964	DELETED TRACK LIMITS AT T 10
CAR 786	TIME 2:09.255	DELETED TRACK LIMITS AT T 10
CAR 51	TIME 2:04.963	DELETED TRACK LIMITS AT T 10
CAR 10	TIME 2:07.798	DELETED TRACK LIMITS AT T 10
CAR 69	TIME 2:04.593	DELETED TRACK LIMITS AT T 10

Published at:.....

Track Temp: **46.0 °C** Air Temp: **30.3 °C** Humidity: **41 %** Track Status: **DRY**

**Race Director:**

Neus Santamaría Sanromà

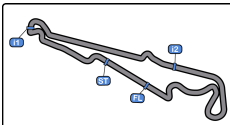
DPB-0819-ESP/CAT

**Timekeeper:**

Luis García

JOB-1605-ESP/M





**Paul Ricard**  
**International GT Open**  
**Free Practice - 2**  
**Provisional Results**

Paul Ricard 5.822 m



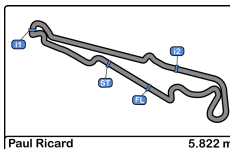
CAR 38	TIME 2:10.476	DELETED TRACK LIMITS AT T 10
CAR 25	TIME 2:06.772	DELETED TRACK LIMITS AT T 10
CAR 84	TIME 2:08.964	DELETED TRACK LIMITS AT T 10
CAR 8	TIME 2:06.017	DELETED TRACK LIMITS AT T 10
CAR 51	TIME 2:04.938	DELETED TRACK LIMITS AT T 10
CAR 911	TIME 2:05.671	DELETED TRACK LIMITS AT T 10
CAR 25	TIME 2:07.330	DELETED TRACK LIMITS AT T 10
CAR 69	TIME 2:04.365	DELETED TRACK LIMITS AT T 10
CAR 55	TIME 2:07.400	DELETED TRACK LIMITS AT T 10
CAR 33	TIME 2:06.840	DELETED TRACK LIMITS AT T 10
CAR 786	TIME 2:06.429	DELETED TRACK LIMITS AT T 10
CAR 99	TIME 2:26.482	DELETED TRACK LIMITS AT T 10
CAR 61	TIME 2:09.056	DELETED TRACK LIMITS AT T 10
CAR 17	TIME 2:04.215	DELETED TRACK LIMITS AT T 10
CAR 51	TIME 2:04.239	DELETED TRACK LIMITS AT T 10
CAR 33	TIME 2:06.062	DELETED TRACK LIMITS AT T 10
CAR 786	TIME 2:07.100	DELETED TRACK LIMITS AT T 10
CAR 8	TIME 2:06.106	DELETED TRACK LIMITS AT T 10
CAR 911	TIME 2:05.822	DELETED TRACK LIMITS AT T 10
CAR 25	TIME 2:06.572	DELETED TRACK LIMITS AT T 10
CAR 88	TIME 2:05.128	DELETED TRACK LIMITS AT T 10
CAR 91	TIME 2:37.669	DELETED TRACK LIMITS AT T 10
CAR 65	TIME 2:05.963	DELETED TRACK LIMITS AT T 10
CAR 786	TIME 2:07.425	DELETED TRACK LIMITS AT T 10
CAR 20	TIME 2:05.426	DELETED TRACK LIMITS AT T 10
CAR 99	TIME 2:06.421	DELETED TRACK LIMITS AT T 10
CAR 8	TIME 2:05.621	DELETED TRACK LIMITS AT T 10
CAR 17	TIME 2:06.733	DELETED TRACK LIMITS AT T 10
CAR 54	TIME 2:07.361	DELETED TRACK LIMITS AT T 10
CAR 63	TIME 2:11.687	DELETED TRACK LIMITS AT T 10

Published at:.....

Track Temp: **46.0 °C** Air Temp: **30.3 °C** Humidity: **41 %** Track Status: **DRY**

<b>Race Director:</b>	Neus Santamaría Sanromà	<b>Timekeeper:</b>	Luis García
	DPB-0819-ESP/CAT		JOB-1605-ESP/M





Paul Ricard  
International GT Open  
Free Practice - 2  
Provisional Results by Category



PRO																																																																																																																																																																																																																																																																																																																																																																																																																																																																																																																																																																																																																																																																																																																																																																																																																																																																																																																																																																																																																																																																																																																																																																																																																																																																																																																																																																																																																																																																																																																																																																																																																																																																																																																																																				
Cls	N°	Entrant/Team	Nat	Driver 1	Nat	Driver 2	Nat	Vehicle	Cat	Cls	Laps	Best	Time	Gap	Interval	Km/h																																																																																																																																																																																																																																																																																																																																																																																																																																																																																																																																																																																																																																																																																																																																																																																																																																																																																																																																																																																																																																																																																																																																																																																																																																																																																																																																																																																																																																																																																																																																																																																																																																																																																																																																				
1	23	Eastalent-Racing		AUT	Simon Reicher		AUT	Christopher Haase		DEU			Audi R8 LMS GT3 Evo II	PRO	1	21	20	2:03.819																																																																																																																																																																																																																																																																																																																																																																																																																																																																																																																																																																																																																																																																																																																																																																																																																																																																																																																																																																																																																																																																																																																																																																																																																																																																																																																																																																																																																																																																																																																																																																																																																																																																																																																																		

PROAM																
Cls	N°	Entrant/Team	Nat	Driver 1	Nat	Driver 2	Nat	Vehicle	Cat	Cls	Laps	Best	Time	Gap	Interval	Km/h
1	777	Olimp Racing	 POL	Marcin Jedliński	 POL	Karol Basz	 POL	Audi R8 LMS 2018	PROAM	1	19	14	2:03.995			169.0
2	11	Kessel Racing	 CHE	Frédéric Jousset	 FRA	David Fumanelli	 ITA	Ferrari 296 GT3	PROAM	2	21	20	2:04.510	0.515	0.515	168.3
3	6	GetSpeed	 DEU	Andrés Latorre	 AUS	Aaron Walker	 GBR	Mercedes AMG GT3 2023	PROAM	3	21	10	2:04.552	0.557	0.042	168.2
4	54	CBRX by SPS	 DEU	Dexter Müller	 CHE	Yannick Mettler	 CHE	Mercedes AMG GT3	PROAM	4	22	8	2:04.613	0.618	0.061	168.1
5	911	GetSpeed	 DEU	Axel Blom	 FIN	Steve Jans	 LUX	Mercedes AMG GT3 2023	PROAM	5	22	15	2:04.774	0.779	0.161	167.9
6	38	Kessel Racing	 CHE	Nicolò Rosi	 CHE	Niccolò Schirò	 ITA	Ferrari 296 GT3	PROAM	6	23	10	2:04.883	0.888	0.109	167.8
7	27	AF Corse	 ITA	Marco Pulcini	 ITA	Eddie Cheever III	 ITA	Ferrari 488 GT3 MY 2020	PROAM	7	21	12	2:04.938	0.943	0.055	167.7
8	55	AF Corse	 ITA	Laurent De Meeus	 BEL	Jamie Stanley	 GBR	Ferrari 488 GT3 MY 2020	PROAM	8	20	19	2:05.102	1.107	0.164	167.5
9	84	Altitude Racing by Optimum Motorsport	 GBR	Andrew Gilbert	 GBR	Fran Rueda	 ESP	McLaren 720S GT3	PROAM	9	21	3	2:05.544	1.549	0.442	166.9
10	26	racing one	 DEU	Omar Jackson	 GBR	Axcil Jefferies	 ZWE	Ferrari 296 GT3	PROAM	10	13	4	2:06.128	2.133	0.584	166.1
11	33	Bonaldi Motorsport	 ITA	Miloš Pavlović	 SRB	Sanporn Jao-Javanil	 THA	Lamborghini Huracan GT3 EVO2	PROAM	11	19	18	2:06.344	2.349	0.216	165.8
12	66	Greystone GT	 GBR	Stewart Proctor	 GBR	Lewis Proctor	 GBR	McLaren 720S GT3	PROAM	12	4	4	2:06.864	2.869	0.520	165.2

AM																
Cls	N°	Entrant/Team	Nat	Driver 1	Nat	Driver 2	Nat	Vehicle	Cat	Cls	Laps	Best	Time	Gap	Interval	Km/h
1	25	AF Corse	 ITA	Alessandro Cozzi	 ITA	Giorgio Sernagiotto	 ITA	Ferrari 296 GT3	AM*	1	23	11	2:04.727			168.0
2	65	Team Motopark	 DEU	Heiko Neumann	 DEU	Timo Rumpfkeil	 DEU	Mercedes AMG GT3 2020	AM	2	20	9	2:04.953	0.226	0.226	167.7
3	61	AF Corse	 ITA	Jean-Claude Saada	 USA	Conrad Grunewald	 USA	Ferrari 488 GT3 MY 2020	AM*	3	20	2	2:04.980	0.253	0.027	167.7
4	5	Olimp Racing	 POL	Stanislaw Jedliński	 POL	Krystian Korzeniowski	 POL	Ferrari 488 GT3 MY 2021	AM	4	19	9	2:05.143	0.416	0.163	167.4
5	91	Team Baron Motorsport	 AUT	Ernst Kirchmayr	 AUT	Philipp Baron	 AUT	Ferrari 488 GT3 Evo	AM	5	21	13	2:05.477	0.750	0.334	167.0
6	88	AF Corse	 ITA	Gino Forgione	 CHE	Andrea Montermini	 ITA	Ferrari 488 GT3 MY 2020	AM*	6	21	18	2:05.629	0.902	0.152	166.8
7	133	Kessel Racing	 CHE	Murat Ruhi Cuhadaroglu	 TUR	Emanuele Maria Tabacchi	 ITA	Ferrari 488 GT3 Evo	AM	7	21	18	2:06.153	1.426	0.524	166.1

Published at:.....

Track Temp: 46.0 °C Air Temp: 30.3 °C Humidity: 41 % Track Status: DRY

Race Director:

Neus Santamaria Sanromà

DPB-0819-ESP/CAT

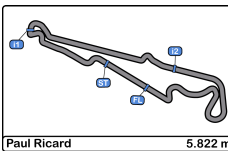
Timekeeper:

Luis Garcia

JOB-1605-ESP/M







Paul Ricard  
International GT Open  
Free Practice - 2  
Provisional Results by Category



AM																			
Cls	N°	Entrant/Team	Nat	Driver 1	Nat	Driver 2	Nat	Vehicle	Cat	Cls	Laps	Best	Time	Gap	Interval	Km/h			
8	8	Il Barone Rampante		ITA	Giuseppe Cipriani		ITA	Lamborghini Huracan GT3 EVO	AM	8	21	17	2:06.293	1.566	0.140	165.9			
9	10	racing one		DEU	Stefan Aust		DEU	Ferrari 488 GT3 2020	AM	9	21	19	2:06.943	2.216	0.650	165.1			
10	786	GetSpeed		DEU	Kiki Sak Nana		THA	Adam Osieka		DEU	Mercedes AMG GT3 2023	AM	10	22	18	2:07.411	2.684	0.468	164.5
11	71	AF Corse		ITA	Franck Dezoteux		FRA	Ferrari 488 GT3 MY 2020	AM	11	21	17	2:08.233	3.506	0.822	163.4			
12	007	Street-Art Racing		BEL	Jahid Fazal-Karim		FRA	Pascal Bachmann		CHE	Aston Martin GT3 AMR MY2019	AM	12	16	3	2:08.302	3.575	0.069	163.3

\* PENALTIES

CAR 25 TIME 2:07.120 DELETED TRACK LIMITS AT T 10  
CAR 23 TIME 2:09.314 DELETED TRACK LIMITS AT T 10  
CAR 26 TIME 2:06.754 DELETED TRACK LIMITS AT T 10  
CAR 20 TIME 2:07.378 DELETED TRACK LIMITS AT T 10  
CAR 38 TIME 2:06.009 DELETED TRACK LIMITS AT T 10  
CAR 66 TIME 2:06.402 DELETED TRACK LIMITS AT T 10  
CAR 777 TIME 2:04.433 DELETED TRACK LIMITS AT T 10  
CAR 786 TIME 2:07.425 DELETED TRACK LIMITS AT T 10  
CAR 25 TIME 2:06.843 DELETED TRACK LIMITS AT T 10  
CAR 17 TIME 2:05.563 DELETED TRACK LIMITS AT T 10  
CAR 19 TIME 2:13.927 DELETED TRACK LIMITS AT T 10  
CAR 26 TIME 2:06.088 DELETED TRACK LIMITS AT T 10  
CAR 20 TIME 2:05.860 DELETED TRACK LIMITS AT T 10  
CAR 6 TIME 2:05.657 DELETED TRACK LIMITS AT T 10  
CAR 63 TIME 2:06.742 DELETED TRACK LIMITS AT T 10  
CAR 66 TIME 2:05.950 DELETED TRACK LIMITS AT T 10  
CAR 99 TIME 2:23.251 DELETED TRACK LIMITS AT T 10  
CAR 777 TIME 2:08.789 DELETED TRACK LIMITS AT T 10  
CAR 786 TIME 2:07.066 DELETED TRACK LIMITS AT T 10  
CAR 65 TIME 2:07.394 DELETED TRACK LIMITS AT T 7  
CAR 11 TIME 2:10.815 DELETED TRACK LIMITS AT T 7  
CAR 17 TIME 2:06.953 DELETED TRACK LIMITS AT T 10  
CAR 51 TIME 2:07.142 DELETED TRACK LIMITS AT T 10  
CAR 66 CRASHED TO TYRE BARRIER T7 - DRIVER OK  
CAR 19 TIME 2:05.807 DELETED TRACK LIMITS AT T 10  
CAR 99 TIME 2:06.725 DELETED TRACK LIMITS AT T 10

Published at:.....

Track Temp: 46.0 °C Air Temp: 30.3 °C Humidity: 41 % Track Status: DRY

Race Director:

Neus Santamaria Sanromà

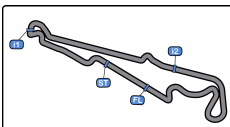
DPB-0819-ESP/CAT

Timekeeper:

Luis García

JOB-1605-ESP/M





# Paul Ricard International GT Open Free Practice - 2



## Provisional Results by Category

Paul Ricard5.822 m.

Provisional Results by C

CAR 27 TIME 2:06.050 DELETED TRACK LIMITS AT T 10

CAR 777 TIME 2:03.983 DELETED TRACK LIMITS AT T 10

CAR 84 TIME 2:28.039 DELETED TRACK LIMITS AT T 10

CAR 10 TIME 2:10.981 DELETED TRACK LIMITS AT T 7

CAR 91 TIME 2:07.410 DELETED TRACK LIMITS AT T 7

CAR 1007 TIME 2:42.346 DELETED TRACK LIMITS AT T 10

CAR 786 TIME 2:31.751 DELETED TRACK LIMITS AT T 10

CAR 17 TIME 2:05.589 DELETED TRACK LIMITS AT T 10

CAR 61 TIME 2:10.522 DELETED TRACK LIMITS AT T 10

CAR 911 TIME 2:05.721 DELETED TRACK LIMITS AT T 10

CAR 33 TIME 2:09.156 DELETED TRACK LIMITS AT T 10

CAR 1007 TIME 2:14.408 DELETED TRACK LIMITS AT T 10

CAR 63 TIME 2:05.723 DELETED TRACK LIMITS AT T 10

CAR 23 TIME 2:05.801 DELETED TRACK LIMITS AT T 10

CAR 54 TIME 2:04.848 DELETED TRACK LIMITS AT T 10

CAR 786 TIME 2:06.924 DELETED TRACK LIMITS AT T 10

CAR 51 TIME 2:27.066 DELETED TRACK LIMITS AT T 10

CAR 5 TIME 2:13.296 DELETED TRACK LIMITS AT T 10

CAR 26 TIME 2:10.252 DELETED TRACK LIMITS AT T 10

CAR 27 TIME 2:06.280 DELETED TRACK LIMITS AT T 10

CAR 6 TIME 2:05.096 DELETED TRACK LIMITS AT T 10

CAR 911 TIME 2:12.534 DELETED TRACK LIMITS AT T 10

CAR 33 TIME 2:09.589 DELETED TRACK LIMITS AT T 10

CAR 786 TIME 2:06.987 DELETED TRACK LIMITS AT T 10

CAR 17 TIME 2:04.646 DELETED TRACK LIMITS AT T 10

CAR 51 TIME 2:06.976 DELETED TRACK LIMITS AT T 10

CAR 26 TIME 2:09.504 DELETED TRACK LIMITS AT T 10

CAR 69 TIME 2:08.123 DELETED TRACK LIMITS AT T 10

CAR 33 TIME 2:08.171 DELETED TRACK LIMITS AT T 10

CAR 63 TIME 2:05.532 DELETED TRACK LIMITS AT T 10

CAR 54 TIME 2:06.484 DELETED TRACK LIMITS AT T 10

CAR 786 TIME 2:06.771 DELETED TRACK LIMITS AT T 10

CAR 777 TIME 2:32.065 DELETED TRACK LIMITS AT T 7

CAR 38 TIME 2:05.358 DELETED TRACK LIMITS AT T 7

CAR 10 TIME 2:10.494 DELETED TRACK LIMITS AT T 7

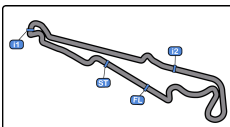
Published at:.....

Track Temp: 46.0 °C Air Temp: 30.3 °C Humidity: 41 % Track Status: DRY

<b>Race Director:</b> Neus Santamaría Sanromà DPB-0819-ESP/CAT	<b>Timekeeper:</b> Luis García JOB-1605-ESP/M
--	---







**Paul Ricard**  
**International GT Open**  
**Free Practice - 2**



**Provisional Results by Category**

Paul Ricard5.822 m.

Provisional Results by T

CAR 61 TIME 2:28.378 DELETED TRACK LIMITS AT T 10

CAR 11 TIME 2:11.106 DELETED TRACK LIMITS AT T 10

CAR 33 TIME 2:08.145 DELETED TRACK LIMITS AT T 10

CAR 38 TIME 2:04.906 DELETED TRACK LIMITS AT T 10

CAR 27 TIME 2:32.949 DELETED TRACK LIMITS AT T 10

CAR 786 TIME 2:05.991 DELETED TRACK LIMITS AT T 10

CAR 71 TIME 2:44.975 DELETED TRACK LIMITS AT T 10

CAR 133 TIME 2:10.645 DELETED TRACK LIMITS AT T 10

CAR 33 TIME 2:22.946 DELETED TRACK LIMITS AT T 10

CAR 777 TIME 2:08.850 DELETED TRACK LIMITS AT T 10

CAR 51 TIME 2:05.312 DELETED TRACK LIMITS AT T 7

CAR 69 TIME 2:08.819 DELETED TRACK LIMITS AT T 10

CAR 91 TIME 2:11.654 DELETED TRACK LIMITS AT T 10

CAR 6 TIME 2:05.516 DELETED TRACK LIMITS AT T 10

CAR 25 TIME 2:52.293 DELETED TRACK LIMITS AT T 10

CAR 777 TIME 2:07.979 DELETED TRACK LIMITS AT T 10

CAR 84 TIME 2:11.446 DELETED TRACK LIMITS AT T 10

CAR 5 TIME 2:05.427 DELETED TRACK LIMITS AT T 10

CAR 777 TIME 2:06.760 DELETED TRACK LIMITS AT T 10

CAR 51 TIME 2:07.395 DELETED TRACK LIMITS AT T 10

CAR 1007 TIME 2:15.334 DELETED TRACK LIMITS AT T 10

CAR 786 TIME 2:25.281 DELETED TRACK LIMITS AT T 10

CAR 777 TIME 2:14.380 DELETED TRACK LIMITS AT T 7

CAR 23 TIME 2:20.696 DELETED TRACK LIMITS AT T 7

CAR 8 TIME 2:07.577 DELETED TRACK LIMITS AT T 7

CAR 65 TIME 2:11.809 DELETED TRACK LIMITS AT T 10

CAR 33 TIME 2:08.925 DELETED TRACK LIMITS AT T 10

CAR 133 TIME 2:09.974 DELETED TRACK LIMITS AT T 10

CAR 38 TIME 2:08.961 DELETED TRACK LIMITS AT T 10

CAR 19 TIME 2:07.029 DELETED TRACK LIMITS AT T 10

CAR 27 TIME 2:22.784 DELETED TRACK LIMITS AT T 10

CAR 786 TIME 2:07.737 DELETED TRACK LIMITS AT T 10

CAR 1007 TIME 2:14.921 DELETED TRACK LIMITS AT T 10

CAR 17 TIME 2:04.936 DELETED TRACK LIMITS AT T 10

CAR 84 TIME 2:09.675 DELETED TRACK LIMITS AT T 7

Published at:.....

Track Temp: **46.0 °C**   Air Temp: **30.3 °C**   Humidity: **41 %**   Track Status: **DRY**

**Race Director:**

Neus Santamaría Sanromà

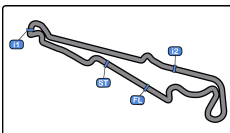
DPB-0819-ESP/CAT

**Timekeeper:**

Luis García

JOB-1605-ESP/M





**Paul Ricard**  
**International GT Open**  
**Free Practice - 2**



**Provisional Results by Category**

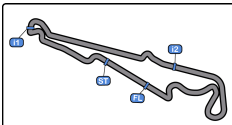
Paul Ricard	5.822 m.
CAR 84 TIME 2:09.520 DELETED TRACK LIMITS AT T 7	
CAR 27 TIME 2:04.996 DELETED TRACK LIMITS AT T 10	
CAR 99 TIME 2:05.436 DELETED TRACK LIMITS AT T 10	
CAR 25 TIME 2:06.964 DELETED TRACK LIMITS AT T 10	
CAR 786 TIME 2:09.255 DELETED TRACK LIMITS AT T 10	
CAR 51 TIME 2:04.963 DELETED TRACK LIMITS AT T 10	
CAR 10 TIME 2:07.798 DELETED TRACK LIMITS AT T 10	
CAR 69 TIME 2:04.593 DELETED TRACK LIMITS AT T 10	
CAR 38 TIME 2:10.476 DELETED TRACK LIMITS AT T 10	
CAR 25 TIME 2:06.772 DELETED TRACK LIMITS AT T 10	
CAR 84 TIME 2:08.964 DELETED TRACK LIMITS AT T 10	
CAR 8 TIME 2:06.017 DELETED TRACK LIMITS AT T 10	
CAR 51 TIME 2:04.938 DELETED TRACK LIMITS AT T 10	
CAR 911 TIME 2:05.671 DELETED TRACK LIMITS AT T 10	
CAR 25 TIME 2:07.330 DELETED TRACK LIMITS AT T 10	
CAR 69 TIME 2:04.365 DELETED TRACK LIMITS AT T 10	
CAR 55 TIME 2:07.400 DELETED TRACK LIMITS AT T 10	
CAR 33 TIME 2:06.840 DELETED TRACK LIMITS AT T 10	
CAR 786 TIME 2:06.429 DELETED TRACK LIMITS AT T 10	
CAR 99 TIME 2:26.482 DELETED TRACK LIMITS AT T 10	
CAR 61 TIME 2:09.056 DELETED TRACK LIMITS AT T 10	
CAR 17 TIME 2:04.215 DELETED TRACK LIMITS AT T 10	
CAR 51 TIME 2:04.239 DELETED TRACK LIMITS AT T 10	
CAR 33 TIME 2:06.062 DELETED TRACK LIMITS AT T 10	
CAR 786 TIME 2:07.100 DELETED TRACK LIMITS AT T 10	
CAR 8 TIME 2:06.106 DELETED TRACK LIMITS AT T 10	
CAR 911 TIME 2:05.822 DELETED TRACK LIMITS AT T 10	
CAR 25 TIME 2:06.572 DELETED TRACK LIMITS AT T 10	
CAR 88 TIME 2:05.128 DELETED TRACK LIMITS AT T 10	
CAR 91 TIME 2:37.669 DELETED TRACK LIMITS AT T 10	
CAR 65 TIME 2:05.963 DELETED TRACK LIMITS AT T 10	
CAR 786 TIME 2:07.425 DELETED TRACK LIMITS AT T 10	
CAR 20 TIME 2:05.426 DELETED TRACK LIMITS AT T 10	
CAR 99 TIME 2:06.421 DELETED TRACK LIMITS AT T 10	
CAR 8 TIME 2:05.621 DELETED TRACK LIMITS AT T 10	

Published at:.....

Track Temp: **46.0 °C**   Air Temp: **30.3 °C**   Humidity: **41 %**   Track Status: **DRY**

<b>Race Director:</b>	Neus Santamaría Sanromà	<b>Timekeeper:</b>	Luis García
	DPB-0819-ESP/CAT		JOB-1605-ESP/M





Paul Ricard 5.822 m.

**Paul Ricard**  
**International GT Open**  
**Free Practice - 2**

**Provisional Results by Category**



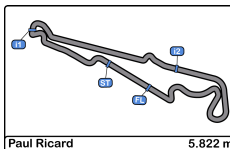
CAR 17 TIME 2:06.733 DELETED TRACK LIMITS AT T 10  
CAR 54 TIME 2:07.361 DELETED TRACK LIMITS AT T 10  
CAR 63 TIME 2:11.687 DELETED TRACK LIMITS AT T 10

Published at:.....

Track Temp: **46.0 °C**    Air Temp: **30.3 °C**    Humidity: **41 %**    Track Status: **DRY**

















































































<b>Race Director:</b>		Neus Santamaria Sanromà	<b>Timekeeper:</b> Luis García  JOB-1605-ESP/M
		DPB-0819-ESP/CAT	





Paul Ricard  
International GT Open  
Free Practice - 2  
Provisional Results by Class



International GT Open																			
Cls	N°	Entrant/Team	Nat	Driver 1	Nat	Driver 2	Nat	Vehicle	Cat	Cls	Laps	Best	Time	Gap	Interval	Km/h			
1	23	Eastalent-Racing		AUT	Simon Reicher		AUT	Christopher Haase		DEU	Audi R8 LMS GT3 Evo II	GT3	1	21	20	2:03.819			169.2
2	777	Olimp Racing		POL	Marcin Jedliński		POL	Karol Basz		POL	Audi R8 LMS 2018	GT3	2	19	14	2:03.995	0.176	0.176	169.0
3	17	Team Motopark		DEU	Diego Menchaca		MEX	Marcos Siebert		ARG	Mercedes AMG GT3 2020	GT3	3	24	22	2:04.087	0.268	0.092	168.9
4	19	Oregon Team		ITA	Pietro Perolini		ITA	Daan Arrow		NLD	Lamborghini Huracan GT3 EVO2	GT3	4	23	8	2:04.283	0.464	0.196	168.6
5	51	AF Corse		ITA	Nicola Marinangeli		ITA	Riccardo Agostini		ITA	Ferrari 296 GT3	GT3	5	18	17	2:04.387	0.568	0.104	168.4
6	11	Kessel Racing		CHE	Frédéric Jousset		FRA	David Fumanelli		ITA	Ferrari 296 GT3	GT3	6	21	20	2:04.510	0.691	0.123	168.3
7	6	GetSpeed		DEU	Andrés Latorre		AUS	Aaron Walker		GBR	Mercedes AMG GT3 2023	GT3	7	21	10	2:04.552	0.733	0.042	168.2
8	54	CBRX by SPS		DEU	Dexter Müller		CHE	Yannick Mettler		CHE	Mercedes AMG GT3	GT3	8	22	8	2:04.613	0.794	0.061	168.1
9	25	AF Corse		ITA	Alessandro Cozzi		ITA	Giorgio Sernagiotto		ITA	Ferrari 296 GT3	GT3*	9	23	11	2:04.727	0.908	0.114	168.0
10	911	GetSpeed		DEU	Axel Blom		FIN	Steve Jans		LUX	Mercedes AMG GT3 2023	GT3	10	22	15	2:04.774	0.955	0.047	167.9
11	69	Optimum Motorsport		GBR	Samuel De Haan		GBR	Charlie Fagg		GBR	McLaren 720S GT3	GT3	11	21	15	2:04.882	1.063	0.108	167.8
12	38	Kessel Racing		CHE	Nicolò Rosi		CHE	Niccolò Schirò		ITA	Ferrari 296 GT3	GT3	12	23	10	2:04.883	1.064	0.001	167.8
13	20	SPS Automotive Performance		DEU	Reece Barr		BEL	Mikael Pitamber		ZAF	Mercedes AMG GT3	GT3	13	21	17	2:04.899	1.080	0.016	167.8
14	27	AF Corse		ITA	Marco Pulcini		ITA	Eddie Cheever III		ITA	Ferrari 488 GT3 MY 2020	GT3	14	21	12	2:04.938	1.119	0.039	167.7
15	65	Team Motopark		DEU	Heiko Neumann		DEU	Timo Rumpfkeil		DEU	Mercedes AMG GT3 2020	GT3	15	20	9	2:04.953	1.134	0.015	167.7
16	99	Lionspeed GP		DEU	Patrick Kolb		DEU	Alfred Renauer		DEU	Porsche 991.2 GT3 R	GT3	16	18	8	2:04.953	1.134	0.000	167.7
17	61	AF Corse		ITA	Jean-Claude Saada		USA	Conrad Grunewald		USA	Ferrari 488 GT3 MY 2020	GT3*	17	20	2	2:04.980	1.161	0.027	167.7
18	63	Oregon Team		ITA	Pierre Louis Chovet		FRA	Maximilian Paul		DEU	Lamborghini Huracan GT3 EVO2	GT3	18	23	21	2:05.098	1.279	0.118	167.5
19	55	AF Corse		ITA	Laurent De Meeus		BEL	Jamie Stanley		GBR	Ferrari 488 GT3 MY 2020	GT3	19	20	19	2:05.102	1.283	0.004	167.5
20	5	Olimp Racing		POL	Stanislaw Jedliński		POL	Krystian Korzeniowski		POL	Ferrari 488 GT3 MY 2021	GT3	20	19	9	2:05.143	1.324	0.041	167.4
21	91	Team Baron Motorsport		AUT	Ernst Kirchmayr		AUT	Philipp Baron		AUT	Ferrari 488 GT3 Evo	GT3	21	21	13	2:05.477	1.658	0.334	167.0
22	84	Altitude Racing by Optimum Motorsport		GBR	Andrew Gilbert		GBR	Fran Rueda		ESP	McLaren 720S GT3	GT3	22	21	3	2:05.544	1.725	0.067	166.9
23	88	AF Corse		ITA	Gino Forgione		CHE	Andrea Montermini		ITA	Ferrari 488 GT3 MY 2020	GT3*	23	21	18	2:05.629	1.810	0.085	166.8
24	26	racing one		DEU	Omar Jackson		GBR	Axcil Jefferies		ZWE	Ferrari 296 GT3	GT3	24	13	4	2:06.128	2.309	0.499	166.1
25	133	Kessel Racing		CHE	Murat Ruhi Cuhadaroglu		TUR	Emanuele Maria Tabacchi		ITA	Ferrari 488 GT3 Evo	GT3	25	21	18	2:06.153	2.334	0.025	166.1
26	8	Il Barone Rampante		ITA	Giuseppe Cipriani		ITA			DEU	Lamborghini Huracan GT3 EVO	GT3	26	21	17	2:06.293	2.474	0.140	165.9
27	33	Bonaldi Motorsport		ITA	Miloš Pavlović		SRB	Sanporn Jao-Javanil		THA	Lamborghini Huracan GT3 EVO2	GT3	27	19	18	2:06.344	2.525	0.051	165.8
28	66	Greystone GT		GBR	Stewart Proctor		GBR	Lewis Proctor		GBR	McLaren 720S GT3	GT3	28	4	4	2:06.864	3.045	0.520	165.2
29	10	racing one		DEU	Stefan Aust		DEU	Jacob Schell		DEU	Ferrari 488 GT3 2020	GT3	29	21	19	2:06.943	3.124	0.079	165.1
30	786	GetSpeed		DEU	Kiki Sak Nana		THA	Adam Osieka		DEU	Mercedes AMG GT3 2023	GT3	30	22	18	2:07.411	3.592	0.468	164.5
31	71	AF Corse		ITA	Franck Dezoteux		FRA			FRA	Ferrari 488 GT3 MY 2020	GT3	31	21	17	2:08.233	4.414	0.822	163.4
32	007	Street-Art Racing		BEL	Jahid Fazal-Karim		FRA	Pascal Bachmann		CHE	Aston Martin GT3 AMR MY2019	GT3	32	16	3	2:08.302	4.483	0.069	163.3

Published at:.....

Track Temp: 46.0 °C Air Temp: 30.3 °C Humidity: 41 % Track Status: DRY

Race Director:

Neus Santamaría Sanromá

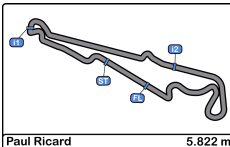
DPB-0819-ESP/CAT

Timekeeper:

Luis García

JOB-1605-ESP/M





**Paul Ricard**  
**International GT Open**  
**Free Practice - 2**  
**Provisional Results by Class**



**\* PENALTIES**

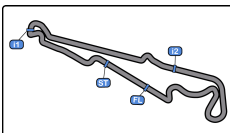
CAR 25 TIME 2:07.120 DELETED TRACK LIMITS AT T 10
CAR 23 TIME 2:09.314 DELETED TRACK LIMITS AT T 10
CAR 26 TIME 2:06.754 DELETED TRACK LIMITS AT T 10
CAR 20 TIME 2:07.378 DELETED TRACK LIMITS AT T 10
CAR 38 TIME 2:06.009 DELETED TRACK LIMITS AT T 10
CAR 66 TIME 2:06.402 DELETED TRACK LIMITS AT T 10
CAR 777 TIME 2:04.433 DELETED TRACK LIMITS AT T 10
CAR 786 TIME 2:07.425 DELETED TRACK LIMITS AT T 10
CAR 25 TIME 2:06.843 DELETED TRACK LIMITS AT T 10
CAR 17 TIME 2:05.563 DELETED TRACK LIMITS AT T 10
CAR 19 TIME 2:13.927 DELETED TRACK LIMITS AT T 10
CAR 26 TIME 2:06.088 DELETED TRACK LIMITS AT T 10
CAR 20 TIME 2:05.860 DELETED TRACK LIMITS AT T 10
CAR 6 TIME 2:05.657 DELETED TRACK LIMITS AT T 10
CAR 63 TIME 2:06.742 DELETED TRACK LIMITS AT T 10
CAR 66 TIME 2:05.950 DELETED TRACK LIMITS AT T 10
CAR 99 TIME 2:23.251 DELETED TRACK LIMITS AT T 10
CAR 777 TIME 2:08.789 DELETED TRACK LIMITS AT T 10
CAR 786 TIME 2:07.066 DELETED TRACK LIMITS AT T 10
CAR 65 TIME 2:07.394 DELETED TRACK LIMITS AT T 7
CAR 11 TIME 2:10.815 DELETED TRACK LIMITS AT T 7
CAR 17 TIME 2:06.953 DELETED TRACK LIMITS AT T 10
CAR 51 TIME 2:07.142 DELETED TRACK LIMITS AT T 10
CAR 66 CRASHED TO TYRE BARRIER T7 - DRIVER OK
CAR 19 TIME 2:05.807 DELETED TRACK LIMITS AT T 10
CAR 99 TIME 2:06.725 DELETED TRACK LIMITS AT T 10
CAR 27 TIME 2:06.050 DELETED TRACK LIMITS AT T 10
CAR 777 TIME 2:03.983 DELETED TRACK LIMITS AT T 10
CAR 84 TIME 2:28.039 DELETED TRACK LIMITS AT T 10
CAR 10 TIME 2:10.981 DELETED TRACK LIMITS AT T 7
CAR 91 TIME 2:07.410 DELETED TRACK LIMITS AT T 7
CAR 1007 TIME 2:42.346 DELETED TRACK LIMITS AT T 10
CAR 786 TIME 2:31.751 DELETED TRACK LIMITS AT T 10
CAR 17 TIME 2:05.589 DELETED TRACK LIMITS AT T 10

Published at:.....

Track Temp: 46.0 °C    Air Temp: 30.3 °C    Humidity: 41 %    Track Status: DRY

<b>Race Director:</b>	Neus Santamaría Sanromà	<b>Timekeeper:</b>	Luis García
	DPB-0819-ESP/CAT		JOB-1605-ESP/M





**Paul Ricard**  
**International GT Open**  
**Free Practice - 2**  
**Provisional Results by Class**



Paul Ricard	5.822 m.
CAR 61 TIME 2:10.522 DELETED TRACK LIMITS AT T 10	
CAR 911 TIME 2:05.721 DELETED TRACK LIMITS AT T 10	
CAR 33 TIME 2:09.156 DELETED TRACK LIMITS AT T 10	
CAR 1007 TIME 2:14.408 DELETED TRACK LIMITS AT T 10	
CAR 63 TIME 2:05.723 DELETED TRACK LIMITS AT T 10	
CAR 23 TIME 2:05.801 DELETED TRACK LIMITS AT T 10	
CAR 54 TIME 2:04.848 DELETED TRACK LIMITS AT T 10	
CAR 786 TIME 2:06.924 DELETED TRACK LIMITS AT T 10	
CAR 51 TIME 2:27.066 DELETED TRACK LIMITS AT T 10	
CAR 5 TIME 2:13.296 DELETED TRACK LIMITS AT T 10	
CAR 26 TIME 2:10.252 DELETED TRACK LIMITS AT T 10	
CAR 27 TIME 2:06.280 DELETED TRACK LIMITS AT T 10	
CAR 6 TIME 2:05.096 DELETED TRACK LIMITS AT T 10	
CAR 911 TIME 2:12.534 DELETED TRACK LIMITS AT T 10	
CAR 33 TIME 2:09.589 DELETED TRACK LIMITS AT T 10	
CAR 786 TIME 2:06.987 DELETED TRACK LIMITS AT T 10	
CAR 17 TIME 2:04.646 DELETED TRACK LIMITS AT T 10	
CAR 51 TIME 2:06.976 DELETED TRACK LIMITS AT T 10	
CAR 26 TIME 2:09.504 DELETED TRACK LIMITS AT T 10	
CAR 69 TIME 2:08.123 DELETED TRACK LIMITS AT T 10	
CAR 33 TIME 2:08.171 DELETED TRACK LIMITS AT T 10	
CAR 63 TIME 2:05.532 DELETED TRACK LIMITS AT T 10	
CAR 54 TIME 2:06.484 DELETED TRACK LIMITS AT T 10	
CAR 786 TIME 2:06.771 DELETED TRACK LIMITS AT T 10	
CAR 777 TIME 2:32.065 DELETED TRACK LIMITS AT T 7	
CAR 38 TIME 2:05.358 DELETED TRACK LIMITS AT T 7	
CAR 10 TIME 2:10.494 DELETED TRACK LIMITS AT T 7	
CAR 61 TIME 2:28.378 DELETED TRACK LIMITS AT T 10	
CAR 11 TIME 2:11.106 DELETED TRACK LIMITS AT T 10	
CAR 33 TIME 2:08.145 DELETED TRACK LIMITS AT T 10	
CAR 38 TIME 2:04.906 DELETED TRACK LIMITS AT T 10	
CAR 27 TIME 2:32.949 DELETED TRACK LIMITS AT T 10	
CAR 786 TIME 2:05.991 DELETED TRACK LIMITS AT T 10	
CAR 71 TIME 2:44.975 DELETED TRACK LIMITS AT T 10	
CAR 133 TIME 2:10.645 DELETED TRACK LIMITS AT T 10	

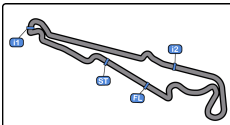
Published at:.....

Track Temp: **46.0 °C**   Air Temp: **30.3 °C**   Humidity: **41 %**   Track Status: **DRY**

<b>Race Director:</b>	Neus Santamaría Sanromà	<b>Timekeeper:</b>	Luis García
	DPB-0819-ESP/CAT		JOB-1605-ESP/M







# Paul Ricard International GT Open Free Practice - 2



## Provisional Results by Class

Paul Ricard5.822 m.

Provisional Results by C

CAR 33 TIME 2:22.946 DELETED TRACK LIMITS AT T 10

CAR 777 TIME 2:08.850 DELETED TRACK LIMITS AT T 10

CAR 51 TIME 2:05.312 DELETED TRACK LIMITS AT T 7

CAR 69 TIME 2:08.819 DELETED TRACK LIMITS AT T 10

CAR 91 TIME 2:11.654 DELETED TRACK LIMITS AT T 10

CAR 6 TIME 2:05.516 DELETED TRACK LIMITS AT T 10

CAR 25 TIME 2:52.293 DELETED TRACK LIMITS AT T 10

CAR 777 TIME 2:07.979 DELETED TRACK LIMITS AT T 10

CAR 84 TIME 2:11.446 DELETED TRACK LIMITS AT T 10

CAR 5 TIME 2:05.427 DELETED TRACK LIMITS AT T 10

CAR 777 TIME 2:06.760 DELETED TRACK LIMITS AT T 10

CAR 51 TIME 2:07.395 DELETED TRACK LIMITS AT T 10

CAR 1007 TIME 2:15.334 DELETED TRACK LIMITS AT T 10

CAR 786 TIME 2:25.281 DELETED TRACK LIMITS AT T 10

CAR 777 TIME 2:14.380 DELETED TRACK LIMITS AT T 7

CAR 23 TIME 2:20.696 DELETED TRACK LIMITS AT T 7

CAR 8 TIME 2:07.577 DELETED TRACK LIMITS AT T 7

CAR 65 TIME 2:11.809 DELETED TRACK LIMITS AT T 10

CAR 33 TIME 2:08.925 DELETED TRACK LIMITS AT T 10

CAR 133 TIME 2:09.974 DELETED TRACK LIMITS AT T 10

CAR 38 TIME 2:08.961 DELETED TRACK LIMITS AT T 10

CAR 19 TIME 2:07.029 DELETED TRACK LIMITS AT T 10

CAR 27 TIME 2:22.784 DELETED TRACK LIMITS AT T 10

CAR 786 TIME 2:07.737 DELETED TRACK LIMITS AT T 10

CAR 1007 TIME 2:14.921 DELETED TRACK LIMITS AT T 10

CAR 17 TIME 2:04.936 DELETED TRACK LIMITS AT T 10

CAR 84 TIME 2:09.675 DELETED TRACK LIMITS AT T 7

CAR 84 TIME 2:09.520 DELETED TRACK LIMITS AT T 7

CAR 27 TIME 2:04.996 DELETED TRACK LIMITS AT T 10

CAR 99 TIME 2:05.436 DELETED TRACK LIMITS AT T 10

CAR 25 TIME 2:06.964 DELETED TRACK LIMITS AT T 10

CAR 786 TIME 2:09.255 DELETED TRACK LIMITS AT T 10

CAR 51 TIME 2:04.963 DELETED TRACK LIMITS AT T 10

CAR 10 TIME 2:07.798 DELETED TRACK LIMITS AT T 10

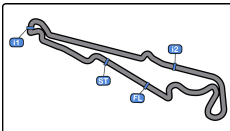
CAR 69 TIME 2:04.593 DELETED TRACK LIMITS AT T 10

Published at:.....

Track Temp: **46.0 °C**    Air Temp: **30.3 °C**    Humidity: **41 %**    Track Status: **DRY**

<b>Race Director:</b> Neus Santamaría Sanromà DPB-0819-ESP/CAT	<b>Timekeeper:</b> Luis García JOB-1605-ESP/M
--	---





**Paul Ricard**  
**International GT Open**  
**Free Practice - 2**  
**Provisional Results by Class**



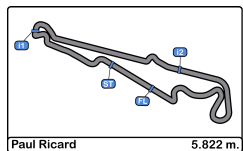
Paul Ricard	5.822 m.
CAR 38	TIME 2:10.476 DELETED TRACK LIMITS AT T 10
CAR 25	TIME 2:06.772 DELETED TRACK LIMITS AT T 10
CAR 84	TIME 2:08.964 DELETED TRACK LIMITS AT T 10
CAR 8	TIME 2:06.017 DELETED TRACK LIMITS AT T 10
CAR 51	TIME 2:04.938 DELETED TRACK LIMITS AT T 10
CAR 911	TIME 2:05.671 DELETED TRACK LIMITS AT T 10
CAR 25	TIME 2:07.330 DELETED TRACK LIMITS AT T 10
CAR 69	TIME 2:04.365 DELETED TRACK LIMITS AT T 10
CAR 55	TIME 2:07.400 DELETED TRACK LIMITS AT T 10
CAR 33	TIME 2:06.840 DELETED TRACK LIMITS AT T 10
CAR 786	TIME 2:06.429 DELETED TRACK LIMITS AT T 10
CAR 99	TIME 2:26.482 DELETED TRACK LIMITS AT T 10
CAR 61	TIME 2:09.056 DELETED TRACK LIMITS AT T 10
CAR 17	TIME 2:04.215 DELETED TRACK LIMITS AT T 10
CAR 51	TIME 2:04.239 DELETED TRACK LIMITS AT T 10
CAR 33	TIME 2:06.062 DELETED TRACK LIMITS AT T 10
CAR 786	TIME 2:07.100 DELETED TRACK LIMITS AT T 10
CAR 8	TIME 2:06.106 DELETED TRACK LIMITS AT T 10
CAR 911	TIME 2:05.822 DELETED TRACK LIMITS AT T 10
CAR 25	TIME 2:06.572 DELETED TRACK LIMITS AT T 10
CAR 88	TIME 2:05.128 DELETED TRACK LIMITS AT T 10
CAR 91	TIME 2:37.669 DELETED TRACK LIMITS AT T 10
CAR 65	TIME 2:05.963 DELETED TRACK LIMITS AT T 10
CAR 786	TIME 2:07.425 DELETED TRACK LIMITS AT T 10
CAR 20	TIME 2:05.426 DELETED TRACK LIMITS AT T 10
CAR 99	TIME 2:06.421 DELETED TRACK LIMITS AT T 10
CAR 8	TIME 2:05.621 DELETED TRACK LIMITS AT T 10
CAR 17	TIME 2:06.733 DELETED TRACK LIMITS AT T 10
CAR 54	TIME 2:07.361 DELETED TRACK LIMITS AT T 10
CAR 63	TIME 2:11.687 DELETED TRACK LIMITS AT T 10

Published at:.....

Track Temp: **46.0 °C**    Air Temp: **30.3 °C**    Humidity: **41 %**    Track Status: **DRY**

<b>Race Director:</b>	Neus Santamaría Sanromà	<b>Timekeeper:</b>	Luis García
	DPB-0819-ESP/CAT		JOB-1605-ESP/M

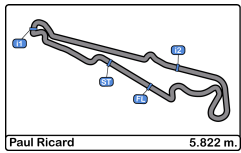




Paul Ricard  
International GT Open  
Free Practice - 2  
Lap Analysis



5	Stanislaw Jedliński						Ferrari 488 GT3 MY 2021						8	Giuseppe Cipriani						Lamborghini Huracan GT3 EVO					
	AM		Krystian Korzeniewski				Olimp Racing				AM			Il Barone Rampante											
Lap	D	Time	Sector 1	Sector 2	Sector 3	T. Spd	Elapsed	Lap	D	Time	Sector 1	Sector 2	Sector 3	T. Spd	Elapsed	Lap	D	Time	Sector 1	Sector 2	Sector 3	T. Spd	Elapsed		
1		16:28:07.692	16:26:26.833	41.552	59.307	115.2	16:28:07.692	1		16:26:23.869	16:24:44.227	42.214	57.428	146.7	16:26:23.869	20		2:06.106	34.673	38.009	53.424	238.4	17:23:06.223		
2		2:23.893	38.979	42.037	1:02.877	232.2	16:30:31.585	2		2:11.108	36.280	39.663	55.165	236.3	16:28:34.977	21		2:05.624	34.353	37.911	53.357	236.3	17:25:11.844		
3		2:23.945	40.383	42.288	1:01.274	233.2	16:32:55.530	3		2:09.143	35.036	38.616	55.491	237.3	16:30:44.120	22			36.569	39.231		237.3			
4		2:37.008 P	39.608	41.610	1:15.790	233.7	16:35:32.538	4		2:07.114	34.814	38.192	54.108	236.8	16:32:51.234	10									
5		15:14.500	13:42.557	38.190	53.753	135.5	16:50:47.038	5		14:53.995 P	34.684	38.054	13:41.257	238.4	16:47:45.229	1		16:27:18.934	16:25:20.625	54.243	1:04.066	136.7	16:27:18.934		
6		2:43.206 P	34.335	38.432	1:00.529	235.2	16:53:00.334	6		2:23.949	51.135	38.341	54.473	146.9	16:50:09.178	2		2:27.708	41.163	44.889	1:01.656	214.2	16:29:46.642		
7		5:18.936	3:47.949	37.929	53.058	144.7	16:58:19.270	7		2:06.420	34.622	38.236	53.562	236.3	16:52:15.598	3		2:20.812 P	38.459	40.053	1:02.300	175.3	16:32:07.454		
8		2:06.419	35.369	37.644	53.406	237.8	17:00:25.689	8		2:24.853	34.368	38.129	1:12.356	236.3	16:54:40.451	4		5:15.793 P	2:39.342	1:07.678	1:28.773	143.0	16:37:23.247		
9		2:05.143	34.188	37.915	53.040	236.3	17:02:30.832	9		2:08.210	35.229	38.753	54.228	236.8	16:56:48.661	5		10:55.495	9:19.218	40.178	56.099	145.1	16:48:18.742		
10		2:05.427	34.388	37.933	53.106	236.3	17:04:36.259	10		2:07.342	34.422	38.683	54.237	236.8	16:58:56.003	6		2:40.984	35.785	39.746	55.450	235.2	16:50:29.723		
11		2:15.221 P	34.568	38.560	1:02.093	235.8	17:06:51.480	11		4:46.011 P	34.919	37.992	3:33.100	238.9	17:03:42.014	7		2:09.212	35.641	38.875	54.696	236.3	16:52:38.935		
12		4:36.436	2:53.569	42.360	1:00.507	91.8	17:11:27.916	12		2:25.382	51.353	38.817	55.212	140.6	17:06:07.396	8		2:09.714	35.131	39.277	55.306	237.3	16:54:48.649		
13		2:25.671	40.495	41.990	1:03.186	232.2	17:13:53.587	13		2:07.577	35.343	38.123	54.111	235.8	17:08:14.973	9		2:40.404	37.414	38.561	54.519	236.8	16:56:59.143		
14		2:24.478	39.499	43.097	1:01.882	231.7	17:16:18.065	14		2:07.720	34.722	38.094	54.904	235.8	17:10:22.693	10		2:07.662	34.997	38.292	54.373	237.8	16:59:06.805		
15		2:22.108	38.763	41.440	1:01.905	233.7	17:18:40.173	15		2:10.107	35.412	38.904	55.791	237.8	17:12:32.800	11		2:10.174	34.911	38.553	56.710	238.4	17:01:16.979		
16		2:19.713	38.002	41.330	1:00.381	234.2	17:20:59.886	16		2:07.692	35.089	38.347	54.256	236.3	17:14:40.492	12		2:08.504	35.200	38.528	54.776	240.0	17:03:25.483		
17		2:17.472	38.362	40.982	58.128	235.8	17:23:17.358	17		2:06.293	34.926	38.016	53.351	236.8	17:16:46.785	13		2:08.612	35.137	38.529	54.946	236.8	17:05:34.095		
18		2:21.013	38.707	41.271	1:01.035	234.2	17:25:38.371	18		2:06.047	34.468	37.808	53.741	236.8	17:18:52.802	14		2:09.905	35.665	38.452	55.788	238.4	17:07:44.000		
19		2:32.566 P	38.530	40.884	1:13.152	233.2	17:28:10.937	19		2:07.315	34.693	38.691	53.931	237.3	17:21:00.117	15		2:17.470 P	35.096	38.893	1:03.481	236.8	17:10:01.470		
6	Andrés Latorre						Mercedes AMG GT3 2023																		
	PROAM		Aaron Walker				GetSpeed																		
	Lap	D	Time	Sector 1	Sector 2	Sector 3	T. Spd	Elapsed																	
	1		16:29:03.038	16:27:30.977	38.207	53.854	147.9	16:29:03.038																	
	2		2:05.657	34.466	37.761	53.430	237.3	16:31:08.695																	
	3		2:05.754	34.322	38.000	53.432	237.8	16:33:14.449																	
	4		13:33.737 P	35.724	37.889	12:20.124	237.8	16:46:48.186																	
	5		2:23.408	51.247	38.431	53.730	143.4	16:49:11.594																	
	6		2:05.690	34.188	37.947	53.555	234.7	16:51:17.284																	
	7		2:05.096	34.151	37.917	53.028	234.7	16:53:22.380																	
	8		2:05.028	33.775	38.282	52.971	236.3	16:55:27.408																	
	9		2:07.789	34.042	38.174	55.573	236.8	16:57:35.197																	
	10		2:04.552	33.742	37.842	52.968	236.3	16:59:39.749																	
	11		2:05.516	34.052	37.990	53.474	238.4	17:01:45.265																	
12		3:29.389 P	34.076	38.170	2:17.143	236.8	17:05:14.654																		
13		2:30.963	53.108	39.739	58.116	146.7	17:07:45.617																		
14		2:11.909	37.537	39.280	55.092	234.7	17:09:57.526																		
15		2:17.674	35.744	39.023	1:02.907	234.7	17:12:15.200																		
16		2:10.543	36.127	39.160	55.256	234.2	17:14:25.743																		
17		2:09.629	35.664	39.121	54.844	235.8	17:16:35.372																		
18		2:09.522	35.704	39.059	54.759	235.2	17:18:44.894																		
19		2:11.514	35.845	39.124	56.545	235.2	17:20:56.408																		
20		2:11.644	35.828	38.872	56.944	235.2	17:23:08.052																		
21		2:08.796	35.329	38.527	54.940	235.2	17:25:16.848																		
22			39.448	41.769		212.1																			
								10																	
								AM		Stefan Aust				Ferrari 488 GT3 2020											
								Jacob Schell								racing one									
Lap	D	Time	Sector 1	Sector 2	Sector 3	T. Spd	Elapsed	Lap	D	Time	Sector 1	Sector 2	Sector 3	T. Spd	Elapsed										
1		16:27:18.934	16:25:20.625	54.243	1:04.066	136.7	16:27:18.934	1		16:27:18.934	16:25:20.625	54.243	1:04.066	136.7	16:27:18.934										
2		2:27.708	41.163	44.889	1:01.656	214.2	16:29:46.642	2		2:27.708	41.163	44.889	1:01.656	214.2	16:29:46.642										
3		2:20.812 P	38.459	40.053	1:02.300	175.3	16:32:07.454	3		2:20.812 P	38.459	40.053	1:02.300	175.3	16:32:07.454										
4		5:15.793 P	2:39.342	1:07.678	1:28.773	143.0	16:37:23.247	4		5:15.793 P	2:39.342	1:07.678	1:28.773	143.0	16:37:23.247										
5		10:55.495	9:19.218	40.178	56.099	145.1	16:48:18.742	5		10:55.495	9:19.218	40.178	56.099	145.1	16:48:18.742										
6		2:40.984	35.785	39.746	55.450	235.2	16:50:29.723	6		2:40.984	35.785	39.746	55.450	235.2	16:50:29.723										
7		2:09.212	35.641	38.875	54.696	236.3	16:52:38.935	7		2:09.212	35.641	38.875	54.696	236.3	16:52:38.935										
8		2:09.714	35.131	39.277	55.306	237.3	16:54:48.649	8		2:09.714	35.131	39.277	55.306	237.3	16:54:48.649										
9		2:40.404	37.414	38.561	54.519	236.8	16:56:59.143	9		2:40.404	37.414	38.561	54.519	236.8	16:56:59.143										
10		2:07.662	34.997	38.292	54.373	237.8	16:59:06.805	10		2:07.662	34.997	38.292	54.373	237.8	16:59:06.805										
11		2:10.174	34.911	38.553	56.710	238.4	17:01:16.979	11		2:10.174	34.911	38.553	56.710	238.4	17:01:16.979										
12		2:08.504	35.200	38.528	54.776	240.0	17:03:25.483	12		2:08.504	35.200	38.528	54.776	240.0	17:03:25.483										
13		2:08.612	35.137	38.529	54.946	236.8	17:05:34.095	13		2:08.612	35.137	38.529	54.946	236.8	17:05:34.095										
14		2:09.905	35.665	38.452	55.788	238.4	17:07:44.000	14		2:09.905	35.665	38.452	55.788	238.4	17:07:44.000										
15		2:17.470 P	35.096	38.893	1:03.481	236.8	17:10:01.470	15		2:17.470 P	35.096	38.893	1:03.481	236.8	17:10:01.470										
16		3:37.173	2:02.961	39.729	54.483	144.5	17:13:38.643	16		3:37.173	2:02.961	39.729	54.483	144.5	17:13:38.643										
17		2:07.708	35.290	38.316	54.192	235.8	17:15:46.441	17		2:07.708	35.290	38.316	54.192	235.8	17:15:46.441										
18		2:07.422	34.839	38.181	54.402	236.8	17:17:53.863	18		2:07.422	34.839	38.181	54.402	236.8	17:17:53.863										
19		2:06.943	34.851	38.108	53.984	237.3	17:20:00.806	19		2:06.943	34.851	38.108	53.984	237.3	17:20:00.806										
20		2:09.309	34.644	39.232	55.433	237.3	17:22:10.115	20		2:09.309	34.644	39.232	55.433	237.3	17:22:10.115										
21		2:07.246	34.755	38.210	54.281	237.8	17:24:17.361	21		2:07.246	34.755	38.210	54.281	237.8	17:24:17.361										
22			37.162	44.190		237.3		22			37.162	44.190		237.3											



Paul Ricard  
International GT Open  
Free Practice - 2  
Lap Analysis



11

Frédéric Jousset

Ferrari 296 GT3

PROAM

David Fumanelli

Kessel Racing

19

Pietro Perolini

Lamborghini Huracan GT3 EVO2

Daan Arrow

Oregon Team

Lap	D	Time	Sector 1	Sector 2	Sector 3	T. Spd	Elapsed	Lap	D	Time	Sector 1	Sector 2	Sector 3	T. Spd	Elapsed
1		16:27:57.952	16:26:22.756	39.205	55.991	139.8	16:27:57.952	1		16:26:30.923	16:24:51.554	42.709	56.660	145.1	16:26:30.923
2		2:09.198	35.823	38.657	54.718	234.2	16:30:07.150	2		2:20.195	37.696	40.195	1:02.304	159.2	16:28:51.118
3		<del>2:10.845</del>	36.962	39.199	54.654	234.2	16:32:17.965	3		<del>2:43.927</del>	34.461	38.116	1:01.350	235.2	16:31:05.045
4		2:09.315	35.728	38.678	54.909	236.3	16:34:27.280	4		<del>2:05.807</del>	34.208	38.212	53.387	235.8	16:33:10.852
5		3:45.418 P	36.713	57.817	2:10.888	235.8	16:38:12.698	5		2:30.368 P	34.308	38.118	1:17.942	236.8	16:35:41.220
6		10:23.727	7:53.172	38.867	1:51.688	144.7	16:48:36.425	6		13:28.584	11:55.624	39.676	53.284	142.8	16:49:09.804
7		2:41.455 P	41.047	50.802	1:09.606	194.9	16:51:17.880	7		2:04.473	34.237	37.564	52.672	234.2	16:51:14.277
8		4:32.517	2:58.181	39.295	55.041	146.3	16:55:50.397	8		2:04.283	33.963	37.802	52.518	235.2	16:53:18.560
9		<del>2:44.406</del>	35.927	39.109	56.070	234.7	16:58:01.503	9		2:05.274	32.621	38.074	54.579	235.2	16:55:23.834
10		2:10.662	36.148	39.295	55.219	236.8	17:00:12.165	10		2:04.329	33.872	37.937	52.520	236.3	16:57:28.163
11		2:11.077	35.955	39.028	56.094	236.8	17:02:23.242	11		2:11.096 P	34.514	37.781	58.801	236.3	16:59:39.259
12		2:11.513	35.957	38.921	56.635	235.8	17:04:34.755	12		3:32.492	1:58.309	39.571	54.612	146.1	17:03:11.751
13		2:09.973	35.734	38.756	55.483	235.8	17:06:44.728	13		2:08.045	35.002	38.632	54.411	235.8	17:05:19.796
14		2:39.293 P	35.772	40.243	1:23.278	237.8	17:09:24.021	14		2:07.790	34.956	38.770	54.064	236.3	17:07:27.586
15		3:44.332	2:05.569	39.387	59.376	145.9	17:13:08.353	15		<del>2:07.029</del>	34.561	38.363	54.105	235.8	17:09:34.615
16		2:06.270	34.452	37.963	53.855	236.3	17:15:14.623	16		2:07.147	34.687	38.314	54.146	235.2	17:11:41.762
17		2:05.635	34.189	37.852	53.594	237.3	17:17:20.258	17		2:14.062 P	34.953	38.676	1:00.433	235.2	17:13:55.824
18		2:11.461 P	34.264	37.773	59.424	236.3	17:19:31.719	18		3:26.921	1:54.921	38.348	53.652	146.1	17:17:22.745
19		2:50.331	1:16.915	35.839	57.577	146.7	17:22:22.050	19		2:08.608	35.837	38.183	54.588	234.2	17:19:31.353
20		2:04.510	33.826	37.516	53.168	237.3	17:24:26.560	20		2:05.886	34.367	38.163	53.356	234.7	17:21:37.239
21		2:35.977 P	35.865	38.898	1:21.214	237.3	17:27:02.537	21		2:10.192	34.547	41.269	54.376	234.7	17:23:47.431

17

Diego Menchaca

Mercedes AMG GT3 2020

PRO

Marcos Siebert

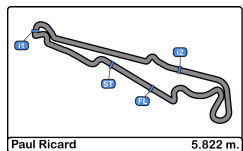
Team Motopark

20

Reece Barr

Mercedes AMG GT3

Lap	D	Time	Sector 1	Sector 2	Sector 3	T. Spd	Elapsed	Lap	D	Time	Sector 1	Sector 2	Sector 3	T. Spd	Elapsed
1		16:26:35.416	16:25:02.844	38.494	54.078	133.1	16:26:35.416								
2		2:06.306	34.322	38.078	53.906	236.3	16:28:41.722								
3		<del>2:05.563</del>	34.760	37.842	52.961	238.9	16:30:47.285								
4		<del>2:06.953</del>	34.179	37.896	54.878	237.3	16:32:54.238								
5		2:17.364 P	34.008	36.617	1:06.739	237.3	16:35:11.602								
6		<del>43:23.443</del>	11:50.803	38.438	54.172	149.5	16:48:35.015								
7		<del>2:05.589</del>	34.349	37.788	53.452	235.8	16:50:40.604								
8		2:04.714	34.085	37.737	52.892	236.3	16:52:45.318								
9		<del>2:04.646</del>	33.962	37.542	53.142	236.8	16:54:49.964								
10		2:12.678 P	34.952	38.055	59.671	238.9	16:57:02.642								
11		3:22.404	1:50.195	38.176	54.033	147.3	17:00:25.046								
12		2:05.103	34.043	37.880	53.180	236.8	17:02:30.149								
13		2:08.889	33.989	39.909	54.991	236.8	17:04:39.038								
14		2:05.842	34.260	37.787	53.795	237.8	17:06:44.880								
15		2:04.854	34.133	37.537	53.184	238.4	17:08:49.734								
16		<del>2:04.936</del>	34.052	37.647	53.237	235.8	17:10:54.670								
17		2:04.994	34.286	37.581	53.127	236.3	17:12:59.664								
18		2:04.946	33.963	37.929	53.054	236.3	17:15:04.610								
19		2:05.009	34.109	37.821	53.079	237.3	17:17:09.619								
20		2:04.542	33.956	37.711	52.875	236.8	17:19:14.161								
21		<del>2:04.246</del>	33.674	37.703	52.838	236.3	17:21:18.376								
22		2:04.087	33.629	37.567	52.891	236.8	17:23:22.463								
23		<del>2:06.733</del>	33.959	39.075	53.699	236.8	17:25:29.196								
24		2:17.790 P	33.840	37.736	1:06.214	237.3	17:27:46.986								



Paul Ricard  
International GT Open  
Free Practice - 2  
Lap Analysis



23

Simon Reicher

Audi R8 LMS GT3 Evo II

PRO

Christopher Haase

Eastalent-Racing

26

Omar Jackson

Ferrari 296 GT3

Axcil Jefferies

racing one

Lap	D	Time	Sector 1	Sector 2	Sector 3	T. Spd	Elapsed
1		16:26:21.344	16:24:45.395	39.064	56.885	148.3	16:26:21.344
2		<del>2:09.344</del>	35.635	39.545	54.134	238.9	16:28:30.658
3		2:09.070	35.589	38.883	54.598	240.5	16:30:39.728
4		2:08.138	34.417	38.332	55.389	239.4	16:32:47.866
5		14:51.884 P	34.219	37.752	13:39.913	240.0	16:47:39.750
6		2:24.048	52.275	38.034	53.739	117.2	16:50:03.798
7		<del>2:05.804</del>	34.605	37.437	53.759	238.9	16:52:09.599
8		2:11.222	34.873	38.917	57.432	241.0	16:54:20.821
9		2:04.942	34.368	37.457	53.117	237.8	16:56:25.763
10		2:05.738	34.098	38.181	53.459	240.0	16:58:31.501
11		2:04.729	34.117	<b>37.393</b>	53.219	241.0	17:00:36.230
12		2:06.174	34.040	37.421	54.713	240.5	17:02:42.404
13		3:07.272 P	34.460	37.719	1:55.093	239.4	17:05:49.676
14		<del>2:20.606</del>	49.918	37.500	53.278	148.1	17:08:10.372
15		2:05.108	34.227	37.509	53.372	238.4	17:10:15.480
16		2:05.466	34.069	37.922	53.475	238.9	17:12:20.946
17		3:08.704 P	34.464	39.428	1:54.812	237.8	17:15:29.650
18		2:22.225	49.739	37.721	54.765	148.5	17:17:51.875
19		2:04.056	33.775	37.678	<b>52.603</b>	237.8	17:19:55.931
20		<b>2:03.819</b>	<b>33.629</b>	37.463	52.727	237.8	17:21:59.750
21		2:04.122	33.832	37.473	52.817	238.4	17:24:03.872
22			35.098	37.940		240.0	

25

Alessandro Cozzi

Ferrari 296 GT3

AM\*

Giorgio Sernagiotto

AF Corse

Lap	D	Time	Sector 1	Sector 2	Sector 3	T. Spd	Elapsed
1		16:26:14.105	16:24:40.900	38.790	54.415	136.8	16:26:14.105
2		<del>2:07.420</del>	35.048	38.615	53.457	233.7	16:28:21.225
3		<del>2:06.843</del>	34.733	38.408	53.702	234.7	16:30:28.068
4		2:06.150	34.369	38.191	53.590	235.2	16:32:34.218
5		2:05.764	34.450	37.961	53.353	235.2	16:34:39.982
6		10:21.341 P	37.037	51.515	8:52.789	235.2	16:45:01.323
7		2:24.033	52.446	38.187	53.400	143.4	16:47:25.356
8		2:05.723	34.481	<b>37.719</b>	53.523	234.2	16:49:31.079
9		2:08.233	35.973	39.045	53.215	236.8	16:51:39.312
10		2:06.455	34.506	38.613	53.336	233.7	16:53:45.767
11		<b>2:04.727</b>	<b>33.980</b>	37.765	<b>52.982</b>	235.2	16:55:50.494
12		4:00.592 P	34.173	37.793	2:48.626	237.8	16:59:51.086
13		<del>2:52.203</del>	52.173	40.874	1:19.246	146.7	17:02:43.379
14		2:09.266	36.076	38.588	54.602	233.7	17:04:52.645
15		2:07.309	35.210	38.009	54.090	236.3	17:06:59.954
16		2:08.854	35.367	38.606	54.881	236.8	17:09:08.808
17		2:10.784	36.578	39.807	54.399	235.2	17:11:19.592
18		<del>2:06.964</del>	34.901	38.065	53.998	236.3	17:13:26.556
19		2:06.738	34.662	37.926	54.150	235.8	17:15:33.294
20		<del>2:06.772</del>	34.748	38.102	53.922	237.3	17:17:40.066
21		<del>2:07.330</del>	35.020	38.138	54.172	235.8	17:19:47.396
22		2:06.848	34.749	37.833	54.266	238.4	17:21:54.244
23		<del>2:06.572</del>	34.587	38.198	53.787	236.3	17:24:00.816
24			37.966	44.955		236.3	

27

Marco Pulcini

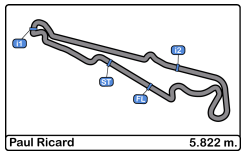
Ferrari 488 GT3 MY 2020

PROAM

Eddie Cheever III

AF Corse

Lap	D	Time	Sector 1	Sector 2	Sector 3	T. Spd	Elapsed
1		16:27:49.105	16:26:14.957	38.934	55.214	144.0	16:27:49.105
2		2:07.145		2:47.140	54.153	234.7	16:29:56.250
3		2:06.740		4:54.378	53.655	234.2	16:32:02.990
4		<del>2:06.050</del>	34.715	37.956	53.379	235.2	16:34:09.040
5		12:11.949 P	35.418	1:05.227	10:31.304	232.7	16:46:20.989
6		2:25.941	51.353	39.630	54.958	140.2	16:48:46.930
7		2:09.924	35.669	39.551	54.704	232.2	16:50:56.854
8		<del>2:06.280</del>	34.394	38.204	53.682	234.2	16:53:03.134
9		3:17.195 P	34.613	38.611	2:03.971	234.7	16:56:20.329
10		<del>2:32.949</del>		4:17.851	57.680	138.9	16:58:53.278
11		2:07.746	34.145	38.046	55.555	235.8	17:01:01.024
12		<b>2:04.938</b>	34.026	37.789	<b>53.123</b>	237.3	17:03:05.962
13		4:24.585 P	<b>33.976</b>	38.078	3:12.531	235.2	17:07:30.547
14		<del>2:22.784</del>	50.821	37.870	54.093	140.9	17:09:53.331
15		<del>2:04.996</del>	34.020	<b>37.745</b>	53.231	235.8	17:11:58.327
16		2:11.388	37.351	40.239	53.798	234.2	17:14:09.715
17		2:51.483 P	34.009	37.815	1:39.659	236.8	17:17:01.198
18		2:33.053	58.145	39.030	55.878	124.8	17:19:34.251
19		2:07.629	35.105	38.458	54.066	235.8	17:21:41.880
20		2:07.354	35.036	38.620	53.698	233.7	17:23:49.234
21		2:06.603	34.710	38.263	53.630	234.2	17:25:55.837
22			35.144	38.508		236.8	



Paul Ricard  
International GT Open  
Free Practice - 2  
Lap Analysis



33

Miloš Pavlović

Lamborghini Huracan GT3 EVO2

51

Nicola Marinangeli

Ferrari 296 GT3

PROAM

Sanporn Jao-Javanil

Bonaldi Motorsport

PRO

Riccardo Agostini

AF Corse

Lap	D	Time	Sector 1	Sector 2	Sector 3	T. Spd	Elapsed	Lap	D	Time	Sector 1	Sector 2	Sector 3	T. Spd	Elapsed
1		16:28:32.169 P	16:26:48.555	40.318	1:03.296	135.1	16:28:32.169	1		16:31:21.485	16:29:47.478	39.106	54.901	108.6	16:31:21.485
2		3:30.457 P	1:39.514	40.763	1:10.180	143.6	16:32:02.626	2		<del>2:07.142</del>	34.826	38.220	54.096	233.7	16:33:28.627
3		15:29.576	13:53.033	39.935	56.608	144.0	16:47:32.202	3		<del>16:56.503</del> P	35.271	40.654	15:40.578	236.3	16:50:25.130
4		2:10.972	36.239	38.772	55.961	231.7	16:49:43.174	4		<del>2:27.066</del>	53.171	39.054	54.841	95.5	16:52:52.196
5		<del>2:09.156</del>	35.345	38.553	55.258	235.2	16:51:52.330	5		<del>2:06.976</del>	34.888	38.315	53.773	233.7	16:54:59.172
6		<del>2:09.589</del>	35.281	38.817	55.491	233.7	16:54:01.919	6		3:35.327 P	34.420	38.242	2:22.665	234.2	16:58:34.499
7		<del>2:08.171</del>	35.099	38.481	54.591	234.7	16:56:10.090	7		2:27.367	52.141	39.530	55.696	139.7	17:01:01.866
8		<del>2:08.145</del>	35.122	38.425	54.598	234.7	16:58:18.235	8		<del>2:05.312</del>	34.242	37.768	53.302	236.8	17:03:07.178
9		<del>2:22.946</del> P	40.618	39.912	1:02.416	228.8	17:00:41.181	9		<del>2:07.395</del>	34.105	38.000	55.290	236.3	17:05:14.573
10		5:34.427	4:00.575	38.967	54.885	144.7	17:06:15.608	10		3:18.155 P	34.364	37.956	2:05.835	235.8	17:08:32.728
11		<del>2:08.925</del>	35.120	39.216	54.589	234.2	17:08:24.533	11		2:24.619	50.332	39.522	54.765	143.4	17:10:57.347
12		2:09.333	35.239	39.432	54.662	233.7	17:10:33.866	12		2:05.280	34.484	37.655	53.141	234.2	17:13:02.627
13		2:08.270	34.999	38.469	54.802	233.7	17:12:42.136	13		<del>2:04.963</del>	34.246	37.746	52.971	233.7	17:15:07.590
14		2:17.094 P	35.134	38.996	1:02.964	233.2	17:14:59.230	14		2:05.091	34.074	37.879	53.138	235.2	17:17:12.681
15		3:17.232	1:44.566	38.657	54.009	145.3	17:18:16.462	15		<del>2:04.938</del>	34.287	37.660	52.991	235.2	17:19:17.619
16		<del>2:06.840</del>	34.771	38.122	53.947	233.7	17:20:23.302	16		<del>2:04.239</del>	33.879	37.558	52.802	235.2	17:21:21.858
17		<del>2:06.062</del>	34.317	38.045	53.700	234.7	17:22:29.364	17		2:04.387	33.811	37.719	52.857	235.2	17:23:26.245
18		2:06.344	34.421	38.073	53.850	234.2	17:24:35.708	18		2:05.594	34.006	37.633	53.955	235.2	17:25:31.839
19		2:35.908 P	36.481	47.813	1:11.614	228.8	17:27:11.616	19			34.485	39.007		235.8	

38

Nicolò Rosi

Ferrari 296 GT3

54

Dexter Müller

Mercedes AMG GT3

PROAM

Niccolò Schirò

Kessel Racing

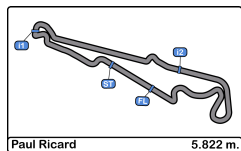
PROAM

Yannick Mettler

CBRX by SPS

Lap	D	Time	Sector 1	Sector 2	Sector 3	T. Spd	Elapsed	Lap	D	Time	Sector 1	Sector 2	Sector 3	T. Spd	Elapsed
1		16:27:11.604	16:25:34.252	39.371	57.981	139.8	16:27:11.604	1		16:28:36.645	16:26:58.842	42.342	55.461	130.2	16:28:36.645
2		<del>2:06.909</del>	34.463	38.094	53.452	235.8	16:29:17.613	2		2:14.710	36.168	38.469	1:00.073	236.8	16:30:51.355
3		2:05.388	34.356	37.570	53.462	236.8	16:31:23.001	3		2:05.544	34.330	37.861	53.353	236.8	16:32:56.899
4		2:05.914	34.552	37.780	53.582	237.8	16:33:28.915	4		2:19.462 P	35.552	38.714	1:05.196	238.4	16:35:16.361
5		2:44.130 P	35.343	39.517	1:29.270	238.9	16:36:13.045	5		12:01.296 P	10:21.542	38.437	1:01.317	140.6	16:47:17.657
6		11:42.204	10:07.356	38.053	56.795	136.7	16:47:55.249	6		3:10.518	1:29.590	38.209	1:02.719	146.3	16:50:28.175
7		2:05.470	34.438	37.882	53.150	237.3	16:50:00.719	7		<del>2:04.848</del>	34.228	37.920	52.700	234.7	16:52:33.023
8		2:07.908	34.458	37.962	55.488	238.9	16:52:08.627	8		2:04.613	34.022	37.817	52.774	235.8	16:54:37.636
9		<del>2:05.358</del>	34.305	38.056	52.997	236.8	16:54:13.985	9		<del>2:06.484</del>	33.978	37.818	54.688	236.3	16:56:44.120
10		2:04.883	34.162	37.661	53.060	237.8	16:56:18.868	10		2:15.248 P	34.130	37.980	1:03.138	237.3	16:58:59.368
11		<del>2:04.906</del>	34.203	37.811	52.892	237.8	16:58:23.774	11		2:21.540 P			3:24.678		17:01:20.908
12		2:11.809 P	34.454	37.936	59.419	238.9	17:00:35.583	12		2:58.627	1:22.944	39.337	56.346	145.9	17:04:19.535
13		4:28.055	2:47.870	39.844	1:00.341	129.4	17:05:03.638	13		2:10.189	35.796	38.937	55.456	233.2	17:06:29.724
14		2:10.442	35.816	38.786	55.840	237.8	17:07:14.080	14		2:08.752	35.440	38.431	54.881	235.2	17:08:38.476
15		<del>2:08.964</del>	35.548	38.536	54.877	237.3	17:09:23.041	15		2:08.535	35.340	38.257	54.938	234.2	17:10:47.011
16		2:55.884	35.293	38.357	1:42.234	236.3	17:12:18.925	16		2:08.368	35.857	38.155	54.356	234.2	17:12:55.379
17		2:14.316	36.080	41.265	56.971	233.7	17:14:33.241	17		2:07.583	35.184	38.229	54.170	232.7	17:15:02.962
18		<del>2:10.476</del>	35.495	38.971	56.010	237.3	17:16:43.717	18		2:08.545	34.937	38.576	55.032	234.2	17:17:11.507
19		2:08.832	35.477	38.361	54.994	236.8	17:18:52.549	19		2:08.331	35.945	38.195	54.191	236.3	17:19:19.838
20		2:08.940	36.050	38.350	54.540	236.8	17:21:01.489	20		2:07.028	34.880	38.093	54.055	236.3	17:21:26.866
21		2:10.763	35.765	38.974	56.024	239.4	17:23:12.252	21		2:07.510	34.965	38.607	53.938	235.8	17:23:34.376
22		2:08.990	35.480	38.327	55.183	237.3	17:25:21.242	22		<del>2:07.364</del>	35.022	38.307	54.032	234.2	17:25:41.737
23		2:30.354 P	38.317	40.481	1:11.556	236.8	17:27:51.596	23			37.766	39.907		235.2	





Paul Ricard  
International GT Open  
Free Practice - 2  
Lap Analysis



55

Laurent De Meeus

Ferrari 488 GT3 MY 2020

PROAM

Jamie Stanley

AF Corse

63

Pierre Louis Chovet

Lamborghini Huracan GT3 EVO2

PRO

Maximilian Paul

Oregon Team

Lap	D	Time	Sector 1	Sector 2	Sector 3	T. Spd	Elapsed	Lap	D	Time	Sector 1	Sector 2	Sector 3	T. Spd	Elapsed
1		16:28:40.583	16:27:03.750	40.766	56.067	95.8	16:28:40.583	1		16:27:00.869	16:25:21.877	42.180	56.812	142.2	16:27:00.869
2		2:12.440	37.182	39.770	55.488	237.8	16:30:53.023	2		2:07.903	35.448	38.436	54.019	234.7	16:29:08.772
3		2:10.937	36.289	38.884	55.764	238.4	16:33:03.960	3		<del>2:06.742</del>	34.798	38.054	53.890	236.8	16:31:15.514
4		13:56.549 P	36.136	38.981	12:41.432	237.3	16:47:00.509	4		2:10.586	35.307	39.531	55.748	236.3	16:33:26.100
5		2:30.237	53.992	39.823	56.422	140.9	16:49:30.746	5		2:39.573 P	34.530	38.196	1:26.847	236.8	16:36:05.673
6		2:10.872	36.091	39.790	54.991	236.3	16:51:41.618	6		11:43.597	10:09.529	38.333	55.735	144.1	16:47:49.270
7		2:10.574	35.868	39.607	55.099	237.3	16:53:52.192	7		2:09.222	35.549	39.127	54.546	235.2	16:49:58.492
8		2:55.285 P	35.959	39.072	1:40.254	238.4	16:56:47.477	8		<del>2:05.723</del>	34.531	38.022	53.170	236.8	16:52:04.215
9		2:26.970	53.179	39.180	54.611	144.3	16:59:14.447	9		2:05.970	34.540	38.017	53.413	235.2	16:54:10.185
10		2:08.317	35.584	38.758	53.975	234.7	17:01:22.764	10		<del>2:05.532</del>	34.317	37.874	53.341	236.3	16:56:15.717
11		2:07.465	34.899	38.329	54.237	237.3	17:03:30.229	11		2:05.603	34.351	37.782	53.470	237.3	16:58:21.320
12		2:12.375	36.220	39.918	56.237	236.8	17:05:42.604	12		2:17.489	34.465	42.810	1:00.214	237.3	17:00:38.809
13		2:08.277	35.269	38.347	54.661	238.9	17:07:50.881	13		2:05.308	34.264	37.657	53.387	235.8	17:02:44.117
14		3:32.193 P	35.757	39.352	2:17.084	241.6	17:11:23.074	14		2:15.141 P	36.286	38.189	1:00.666	237.8	17:04:59.258
15		2:24.090	51.272	37.589	55.229	121.7	17:13:47.164	15		3:01.007	1:28.736	38.257	54.014	103.3	17:08:00.265
16		2:09.239	35.133	38.374	55.732	237.3	17:15:56.403	16		2:06.558	34.655	38.282	53.621	235.8	17:10:06.823
17		2:05.596	34.114	37.770	53.712	240.0	17:18:01.999	17		2:05.899	34.476	38.054	53.369	235.2	17:12:12.722
18		<del>2:07.400</del>	33.891	38.360	55.149	237.8	17:20:09.399	18		2:13.485 P	35.315	38.603	59.567	234.7	17:14:26.207
19		2:05.102	34.254	37.755	53.093	240.5	17:22:14.501	19		3:03.172	1:27.962	38.401	56.809	145.3	17:17:29.379
20		2:05.781	33.922	37.824	54.035	238.4	17:24:20.282	20		2:16.692	34.315	37.744	1:04.633	235.8	17:19:46.071
21			36.525	42.543		235.2		21		2:05.098	34.050	37.760	53.288	236.3	17:21:51.169
								22		2:05.234	34.185	37.747	53.302	236.8	17:23:56.403
								23		<del>2:41.687</del> P	34.146	37.954	59.587	236.3	17:26:08.090

61

Jean-Claude Saada

Ferrari 488 GT3 MY 2020

AM\*

Conrad Grunewald

AF Corse

Lap	D	Time	Sector 1	Sector 2	Sector 3	T. Spd	Elapsed
1		16:29:11.477	16:27:38.477	37.878	55.122	148.1	16:29:11.477
2		2:04.980	34.325	37.704	52.951	238.9	16:31:16.457
3		2:08.322	34.634	39.188	54.500	240.5	16:33:24.779
4		13:34.172 P	34.064	37.670	12:22.438	238.4	16:46:58.951
5		2:28.716	52.365	39.298	57.053	141.1	16:49:27.667
6		<del>2:40.622</del>	35.897	38.736	55.889	235.8	16:51:38.189
7		3:20.958 P	35.373	39.195	2:06.390	234.2	16:54:59.147
8		<del>2:28.378</del>	52.051	40.050	56.277	142.2	16:57:27.525
9		2:10.282	35.967	38.540	55.775	235.2	16:59:37.807
10		2:09.646	35.134	39.365	55.147	236.3	17:01:47.453
11		2:09.540	35.406	38.621	55.513	237.8	17:03:56.993
12		3:58.359 P	35.789	38.761	2:43.809	236.8	17:07:55.352
13		2:26.877	52.517	38.519	55.841	135.3	17:10:22.229
14		2:10.353	35.377	39.089	55.887	235.8	17:12:32.582
15		2:10.973	36.178	38.877	55.918	236.3	17:14:43.555
16		2:09.188	35.199	38.728	55.261	235.8	17:16:52.743
17		2:09.430	35.523	38.487	55.420	236.3	17:19:02.173
18		<del>2:09.066</del>	35.081	38.767	55.208	236.3	17:21:11.229
19		2:08.900	35.048	38.444	55.408	236.3	17:23:20.129
20		2:10.533	35.453	38.988	56.092	235.2	17:25:30.662
21			35.370	39.796		235.8	

65

Heiko Neumann

Mercedes AMG GT3 2020

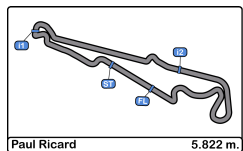
AM

Timo Rumpfkeil

Team Motopark

Lap	D	Time	Sector 1	Sector 2	Sector 3	T. Spd	Elapsed
1		16:26:56.004 P	16:25:16.855	39.991	59.158	149.5	16:26:56.004
2		<del>3:41.914</del>	1:39.318	38.068	54.528	150.0	16:30:07.918
3		<del>2:07.304</del>	35.373	38.055	53.966	236.3	16:32:15.312
4		2:06.086	34.437	37.835	53.814	235.8	16:34:21.398
5		3:06.734 P	34.311	1:02.261	1:30.162	236.3	16:37:28.132
6		10:45.926	9:13.759	38.354	53.813	150.4	16:48:14.058
7		2:06.290	34.684	37.864	53.742	236.3	16:50:20.348
8		2:05.306	34.454	37.738	53.114	236.8	16:52:25.654
9		2:04.953	34.046	37.733	53.174	235.8	16:54:30.607
10		2:05.214	34.087	37.571	53.556	236.8	16:56:35.821
11		2:05.291	34.328	37.786	53.177	237.3	16:58:41.112
12		2:05.110	34.296	37.527	53.287	238.4	17:00:46.222
13		2:05.502	34.039	37.873	53.590	237.8	17:02:51.724
14		2:06.436	34.224	37.960	54.252	236.8	17:04:58.160
15		<del>2:41.800</del> P	34.527	37.794	59.488	237.3	17:07:09.969
16		11:25.079	9:49.163	39.313	56.603	149.7	17:18:35.048
17		2:07.441	35.406	38.358	53.677	234.2	17:20:42.489
18		2:05.934	34.687	37.931	53.316	236.8	17:22:48.423
19		<del>2:05.063</del>	34.474	37.946	53.543	235.8	17:24:54.386
20		2:20.337 P	34.601	37.826	1:07.910	236.8	17:27:14.723





Paul Ricard  
International GT Open  
Free Practice - 2  
Lap Analysis



66

Stewart Proctor

McLaren 720S GT3

PROAM

Lewis Proctor

Greystone GT

71

Franck Dezoteux

Ferrari 488 GT3 MY 2020

AM

AF Corse

Lap	D	Time	Sector 1	Sector 2	Sector 3	T. Spd	Elapsed
1		16:27:16.571	16:25:38.945	38.994	58.632	143.4	16:27:16.571
2		<del>2:06.402</del>	34.691	38.247	53.464	232.2	16:29:22.973
3		<del>2:05.950</del>	34.335	38.243	<b>53.372</b>	234.7	16:31:28.923
4		<b>2:06.864</b>	34.411	<b>38.216</b>	54.237	235.2	16:33:35.787
5			<b>34.199</b>			235.2	

69

Samuel De Haan

McLaren 720S GT3

PRO

Charlie Fagg

Optimum Motorsport

Lap	D	Time	Sector 1	Sector 2	Sector 3	T. Spd	Elapsed
1		16:26:16.589	16:24:39.849	40.793	55.947	138.6	16:26:16.589
2		2:08.595	35.054	38.318	55.223	235.8	16:28:25.184
3		2:06.789	34.732	38.150	53.907	236.8	16:30:31.973
4		2:10.667	37.591	38.736	54.340	238.4	16:32:42.640
5		2:06.184	34.580	38.129	53.475	236.8	16:34:48.824
6		13:54.470 P	43.490	50.817	12:20.163	168.2	16:48:43.294
7		2:26.532	51.235	39.154	56.143	144.7	16:51:09.826
8		2:08.335	34.782	38.112	55.441	234.7	16:53:18.161
9		<del>2:08.423</del>	35.370	38.453	54.300	236.8	16:55:26.284
10		2:06.028	34.153	38.521	53.354	236.8	16:57:32.312
11		2:05.259	34.032	37.748	53.479	237.3	16:59:37.571
12		<del>2:08.840</del>	33.907	37.760	57.152	236.3	17:01:46.390
13		3:09.544 P	34.935	38.999	1:55.610	237.8	17:04:55.934
14		2:24.049	50.061	38.060	55.928	148.5	17:07:19.983
15		<b>2:04.882</b>	33.988	37.912	52.982	238.4	17:09:24.865
16		2:08.873	34.639	38.056	56.178	236.8	17:11:33.738
17		2:11.062	35.182	39.471	56.409	236.8	17:13:44.800
18		<del>2:04.593</del>	34.027	37.809	52.757	236.8	17:15:49.393
19		2:10.159	33.958	37.937	58.264	237.8	17:17:59.552
20		<del>2:04.365</del>	33.908	37.824	<b>52.633</b>	236.8	17:20:03.917
21		2:05.091	33.861	37.790	53.440	237.3	17:22:09.008
22			<b>33.794</b>	<b>37.738</b>		236.3	

Lap	D	Time	Sector 1	Sector 2	Sector 3	T. Spd	Elapsed
1		16:26:56.247	16:25:16.337	43.186	56.724	146.5	16:26:56.247
2		2:10.007	36.469	39.092	54.446	235.2	16:29:06.254
3		2:08.748	35.729	38.672	54.347	236.3	16:31:15.002
4		2:13.160	35.545	40.241	57.374	235.8	16:33:28.162
5		15:10.359 P	35.517	39.401	13:55.441	237.3	16:48:38.521
6		2:28.250	52.062	39.662	56.526	145.7	16:51:06.771
7		2:10.540	36.123	39.182	55.235	233.2	16:53:17.311
8		2:13.881	37.808	41.268	54.805	235.2	16:55:31.192
9		2:10.033	35.379	39.950	54.704	236.8	16:57:41.225
10		<del>2:44.075</del> P	35.511	39.006	1:30.458	237.8	17:00:26.200
11		2:31.323	53.022	41.174	57.127	137.7	17:02:57.523
12		2:08.476	<b>35.302</b>	38.676	54.498	236.8	17:05:05.999
13		2:08.785	35.448	<b>38.315</b>	55.022	237.3	17:07:14.784
14		2:08.763	35.379	38.823	54.561	237.8	17:09:23.547
15		2:13.933	36.739	41.742	55.452	236.3	17:11:37.480
16		2:12.877	35.627	38.685	58.565	236.3	17:13:50.357
17		<b>2:08.233</b>	35.553	38.443	<b>54.237</b>	236.8	17:15:58.590
18		2:08.415	35.406	38.602	54.407	237.8	17:18:07.005
19		2:13.256	35.363	38.721	59.172	237.3	17:20:20.261
20		2:10.762	35.478	38.798	56.486	237.3	17:22:31.023
21		2:08.674	35.522	38.637	54.515	236.8	17:24:39.697
22			37.391	47.817		237.3	

84

Andrew Gilbert

McLaren 720S GT3

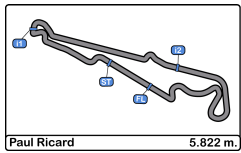
PROAM

Fran Rueda

Altitude Racing by Optimum

Lap	D	Time	Sector 1	Sector 2	Sector 3	T. Spd	Elapsed
1		16:26:42.770	16:25:07.369	39.784	55.617	106.9	16:26:42.770
2		2:09.758	36.056	38.622	55.080	234.2	16:28:52.528
3		<b>2:05.544</b>	34.544	37.843	53.157	235.2	16:30:58.072
4		2:23.642	37.718	45.660	1:00.264	231.7	16:33:21.714
5		13:47.991 P	34.407	37.839	12:35.745	236.3	16:47:09.705
6		<del>2:28.039</del>	52.535	38.396	57.108	121.3	16:49:37.744
7		2:05.618	34.453	37.721	53.444	234.2	16:51:43.362
8		2:05.772	34.512	38.306	<b>52.954</b>	235.2	16:53:49.134
9		4:39.779 P	<b>34.271</b>	<b>37.657</b>	3:27.851	234.7	16:58:28.913
10		2:33.764	56.325	39.711	57.728	97.1	17:01:02.677
11		<del>2:41.446</del>	36.319	39.510	55.617	233.7	17:03:14.123
12		2:10.716	36.179	38.998	55.539	234.2	17:05:24.839
13		2:10.366	36.057	38.749	55.560	234.7	17:07:35.205
14		<del>2:09.675</del>	36.012	38.601	55.062	234.7	17:09:44.880
15		2:09.706	36.096	38.976	54.634	233.2	17:11:54.586
16		<del>2:09.520</del>	35.706	38.737	55.077	233.7	17:14:04.106
17		2:09.557	35.299	38.395	55.863	233.7	17:16:13.663
18		<del>2:08.964</del>	35.604	38.664	54.696	234.7	17:18:22.627
19		2:08.272	35.418	38.537	54.317	234.2	17:20:30.899
20		2:07.857	35.357	38.382	54.118	234.2	17:22:38.756
21		2:08.054	35.202	38.572	54.280	233.2	17:24:46.810
22			36.091	42.544		235.2	





Paul Ricard  
International GT Open  
Free Practice - 2  
Lap Analysis



88

Gino Forgione

Ferrari 488 GT3 MY 2020

AM\*

Andrea Montermini

AF Corse

99

Patrick Kolb

Porsche 991.2 GT3 R

PRO

Alfred Renauer

Lionspeed GP

Lap	D	Time	Sector 1	Sector 2	Sector 3	T. Spd	Elapsed	Lap	D	Time	Sector 1	Sector 2	Sector 3	T. Spd	Elapsed			
1		16:29:42.717 P	16:27:07.671	47.876	1:47.170	147.5	16:29:42.717	1		16:29:38.152 P	16:27:27.984	38.317	1:31.851	147.1	16:29:38.152			
2		2:30.080	53.439	40.853	55.788	144.7	16:32:12.797	2		<del>2:23.254</del>	50.896	38.358	53.997	147.5	16:32:01.403			
3		2:09.822	35.368	38.958	55.496	237.8	16:34:22.619	3		<del>2:06.725</del>	34.828	38.207	53.690	238.4	16:34:08.128			
4		10:57.105 P	36.298	59.767	9:21.040	237.3	16:45:19.724	4		13:41.694 P	35.854	1:02.802	12:03.038	238.4	16:47:49.822			
5		2:29.330	52.245	39.867	57.218	148.5	16:47:49.054	5		2:27.925	52.513	40.373	55.039	146.3	16:50:17.747			
6		2:10.644	35.386	39.286	55.972	235.8	16:49:59.698	6		2:05.454	34.266	37.798	53.390	240.0	16:52:23.201			
7		2:09.611	35.161	39.741	54.709	238.4	16:52:09.309	7		2:10.071	34.316	37.847	57.908	239.4	16:54:33.272			
8		2:07.911	34.800	38.854	54.257	238.4	16:54:17.220	8		2:04.953	34.056	37.678	53.219	240.5	16:56:38.225			
9		2:07.355	34.622	38.420	54.313	237.8	16:56:24.575	9		2:08.290	34.180	37.637	56.473	240.0	16:58:46.515			
10		2:08.268	34.862	39.302	54.104	238.4	16:58:32.843	10		2:06.046	34.205	37.601	54.240	240.0	17:00:52.561			
11		2:07.692	34.916	38.325	54.451	239.4	17:00:40.535	11		5:42.738 P	34.070	37.628	4:31.040	240.0	17:06:35.299			
12		2:08.470	35.130	38.283	55.057	238.9	17:02:49.005	12		2:29.545	55.533	38.131	55.881	119.6	17:09:04.844			
13		4:24.904 P	34.911	39.655	3:10.338	238.4	17:07:13.909	13		2:07.926	36.583	37.922	53.421	237.8	17:11:12.770			
14		2:28.351	54.452	38.967	54.932	145.1	17:09:42.260	14		<del>2:05.436</del>	34.540	37.557	53.339	239.4	17:13:18.206			
15		2:06.730	34.837	38.010	53.883	237.3	17:11:48.990	15		5:13.316 P	34.365	37.851	4:01.100	238.4	17:18:31.522			
16		2:06.074	34.398	38.055	53.621	237.3	17:13:55.064	16		<del>2:26.482</del>	51.071	38.010	57.401	146.9	17:20:58.004			
17		2:06.998	35.604	37.764	53.630	238.4	17:16:02.062	17		2:06.773	34.737	38.379	53.657	238.9	17:23:04.777			
18		2:05.629	34.352	37.742	53.535	238.4	17:18:07.691	18		<del>2:06.424</del>	34.725	38.090	53.606	237.8	17:25:11.198			
19		2:09.695	34.947	38.508	56.240	240.0	17:20:17.386	19			34.735	38.114		238.9				
20		2:06.161	34.554	37.502	54.105	238.9	17:22:23.547	133								Murat Ruhi Cuhadaroglu		Ferrari 488 GT3 Evo
21		<del>2:05.428</del>	34.146	37.646	53.336	238.9	17:24:28.675											
22			36.101	40.536		238.9										AM		Emanuele Maria Tabacchi

91

Ernst Kirchmayr

Ferrari 488 GT3 Evo

AM

Philipp Baron

Team Baron Motorsport

Lap	D	Time	Sector 1	Sector 2	Sector 3	T. Spd	Elapsed
1		16:26:47.735	16:25:09.688	41.709	56.338	121.6	16:26:47.735
2		2:10.568	36.019	39.033	55.516	233.7	16:28:58.303
3		2:07.568	35.106	38.441	54.021	235.2	16:31:05.871
4		2:07.849	35.083	38.607	54.159	235.8	16:33:13.720
5		13:04.032 P	37.111	38.868	11:48.053	235.2	16:46:17.752
6		2:25.403	51.256	39.256	54.891	142.8	16:48:43.155
7		<del>2:07.440</del>	34.959	38.278	54.173	234.7	16:50:50.565
8		2:05.824	34.395	38.006	53.423	235.2	16:52:56.389
9		2:06.403	34.691	38.014	53.698	234.7	16:55:02.792
10		2:05.945	34.642	37.884	53.419	235.2	16:57:08.737
11		2:06.240	34.283	37.991	53.966	235.8	16:59:14.977
12		<del>2:11.654</del>	35.442	38.651	57.561	237.3	17:01:26.631
13		2:05.477	34.396	37.965	53.116	236.3	17:03:32.108
14		5:18.715 P	34.763	39.374	4:04.578	236.3	17:08:50.823
15		2:38.937	57.586	41.430	59.921	123.4	17:11:29.760
16		2:16.805	39.097	41.588	56.120	231.7	17:13:46.565
17		2:07.729	35.227	38.622	53.880	233.7	17:15:54.294
18		2:07.477	35.032	38.475	53.970	234.2	17:18:01.771
19		2:09.145	36.031	38.286	54.828	201.8	17:20:10.916
20		2:13.486	37.258	40.081	56.147	234.7	17:22:24.402
21		<del>2:37.669</del>	34.972	38.198	1:24.499	234.2	17:25:02.071
22			39.981	38.793		231.2	

Murat Ruhi Cuhadaroglu

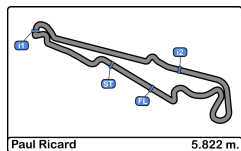
Ferrari 488 GT3 Evo

AM

Emanuele Maria Tabacchi

Kessel Racing

Lap	D	Time	Sector 1	Sector 2	Sector 3	T. Spd	Elapsed
1		16:30:44.095	16:29:06.957	40.484	56.654	95.9	16:30:44.095
2		2:13.365	36.978	39.752	56.635	227.3	16:32:57.460
3		2:20.188 P	36.259	39.427	1:04.502	235.2	16:35:17.648
4		14:15.712	12:33.205	42.897	59.610	135.8	16:49:33.360
5		2:11.106	35.609	40.091	55.406	233.2	16:51:44.466
6		2:10.718	36.093	39.661	54.964	233.7	16:53:55.184
7		2:10.089	36.178	39.052	54.859	234.2	16:56:05.273
8		2:09.884	36.246	39.042	54.596	233.2	16:58:15.157
9		<del>2:10.645</del>	35.731	39.288	55.626	234.7	17:00:25.802
10		2:17.206 P	36.152	38.972	1:02.082	229.2	17:02:43.008
11		4:08.212	2:29.134	44.017	55.061	127.2	17:06:51.220
12		<del>2:00.974</del>	35.562	38.610	55.802	234.7	17:09:01.194
13		2:08.580	35.580	38.605	54.395	232.2	17:11:09.774
14		2:07.491	34.919	38.317	54.255	232.2	17:13:17.265
15		2:08.441	34.831	38.855	54.755	232.7	17:15:25.706
16		2:07.411	35.146	38.471	53.794	234.7	17:17:33.117
17		2:08.750	34.859	38.166	55.725	233.2	17:19:41.867
18		2:06.153	34.364	37.912	53.877	233.7	17:21:48.020
19		2:07.234	34.897	38.345	53.992	229.7	17:23:55.254
20		2:06.670	34.816	38.162	53.692	233.2	17:26:01.924
21		2:26.464 P	34.806	37.837	1:13.821	233.7	17:28:28.388



Paul Ricard  
International GT Open  
Free Practice - 2  
Lap Analysis



777

Marcin Jedliński

Audi R8 LMS 2018

911

Axel Blom

Mercedes AMG GT3 2023

PROAM

Karol Basz

Olimp Racing

PROAM

Steve Jans

GetSpeed

Lap	D	Time	Sector 1	Sector 2	Sector 3	T. Spd	Elapsed	Lap	D	Time	Sector 1	Sector 2	Sector 3	T. Spd	Elapsed
1		16:27:56.739	16:26:24.282	37.767	54.690	145.5	16:27:56.739	1		16:28:26.788	16:26:47.715	41.904	57.169	133.9	16:28:26.788
2		<del>2:04.433</del>	34.187	37.476	52.770	240.0	16:30:01.172	2		2:06.918	34.991	38.507	53.420	236.8	16:30:33.706
3		<del>2:08.789</del>	34.838	37.445	56.506	240.5	16:32:09.961	3		2:09.324	37.527	38.055	53.742	237.8	16:32:43.030
4		<del>2:03.983</del>	<b>33.697</b>	37.611	<b>52.675</b>	240.5	16:34:13.944	4		2:08.242	34.652	37.867	55.723	237.8	16:34:51.272
5		3:11.745 P	35.236	1:07.232	1:29.277	240.5	16:37:25.689	5		12:23.866 P	42.198	50.675	10:50.993	164.6	16:47:15.138
6		13:54.437	12:13.033	41.409	59.995	142.6	16:51:20.126	6		2:27.151	51.475	39.735	55.941	146.1	16:49:42.289
7		<del>2:32.065</del> P	41.060	44.098	1:06.907	208.8	16:53:52.191	7		<del>2:05.724</del>	34.741	37.929	53.051	237.3	16:51:48.010
8		4:52.289	3:05.531	45.493	1:01.265	102.1	16:58:44.480	8		<del>2:42.534</del>	34.703	37.959	59.872	236.8	16:54:00.544
9		<del>2:08.850</del>	35.029	38.308	55.513	238.4	17:00:53.330	9		2:05.795	34.520	37.900	53.375	236.3	16:56:06.339
10		<del>2:07.979</del>	34.647	38.814	54.518	240.5	17:03:01.309	10		2:06.286	34.762	38.107	53.417	238.4	16:58:12.625
11		<del>2:06.760</del>	34.635	38.152	53.973	238.9	17:05:08.069	11		2:05.209	34.476	37.722	53.011	236.8	17:00:17.834
12		<del>2:14.380</del> P	34.854	38.214	1:01.312	240.0	17:07:22.449	12		2:16.459	34.422	38.341	1:03.696	237.3	17:02:34.293
13		3:56.327	2:23.359	38.925	54.043	146.9	17:11:18.776	13		2:05.337	<b>34.056</b>	37.700	53.581	237.3	17:04:39.630
14		<b>2:03.995</b>	33.834	<b>37.381</b>	52.780	238.9	17:13:22.771	14		2:09.900	34.328	38.106	57.466	239.4	17:06:49.530
15		2:09.292	33.910	37.744	57.638	239.4	17:15:32.063	15		<b>2:04.774</b>	34.184	<b>37.693</b>	<b>52.897</b>	237.3	17:08:54.304
16		2:04.230	33.869	37.457	52.904	239.4	17:17:36.293	16		4:04.758 P	36.026	38.887	2:49.845	236.8	17:12:59.062
17		2:04.657	33.911	37.474	53.272	238.9	17:19:40.950	17		2:22.136	50.502	38.405	53.229	148.3	17:15:21.198
18		2:11.427 P	33.915	38.606	58.906	239.4	17:21:52.377	18		2:05.828	34.590	37.950	53.288	236.3	17:17:27.026
19		3:32.900 P	1:56.181	37.578	59.141	148.7	17:25:25.277	19		<del>2:05.674</del>	34.513	37.968	53.190	235.8	17:19:32.697

786

Kiki Sak Nana

Mercedes AMG GT3 2023

AM

Adam Osieka

GetSpeed

Lap	D	Time	Sector 1	Sector 2	Sector 3	T. Spd	Elapsed
1		16:28:05.033	16:26:27.619	39.057	58.357	147.9	16:28:05.033
2		<del>2:07.426</del>	35.046	38.398	53.981	233.7	16:30:12.458
3		<del>2:07.066</del>	34.803	<b>37.982</b>	54.281	235.8	16:32:19.524
4		2:13.172	34.938	38.179	1:00.055	235.8	16:34:32.696
5		11:00.134 P	42.851	50.883	9:26.400	156.9	16:45:32.830
6		2:30.881	52.668	38.890	59.323	148.5	16:48:03.711
7		<del>2:34.754</del>	35.130	52.043	1:04.578	235.2	16:50:35.462
8		<del>2:06.924</del>	34.816	38.462	53.646	235.2	16:52:42.386
9		<del>2:06.987</del>	34.619	38.332	54.036	234.7	16:54:49.373
10		<del>2:06.774</del>	34.914	38.180	53.677	236.3	16:56:56.144
11		<del>2:06.904</del>	<b>34.401</b>	38.048	53.542	235.2	16:59:02.135
12		4:19.681 P	35.213	38.083	3:06.385	235.8	17:03:21.816
13		<del>2:25.284</del>	51.607	38.970	54.704	147.5	17:05:47.097
14		2:09.143	36.064	38.361	54.718	235.8	17:07:56.240
15		<del>2:07.737</del>	35.276	38.362	54.099	233.7	17:10:03.977
16		2:08.200	35.191	38.142	54.867	234.2	17:12:12.177
17		<del>2:09.255</del>	35.971	39.125	54.159	233.2	17:14:21.432
18		<b>2:07.411</b>	35.132	38.391	53.888	234.2	17:16:28.843
19		2:08.103	35.181	38.168	54.754	235.2	17:18:36.946
20		<del>2:06.429</del>	34.711	38.213	<b>53.505</b>	235.8	17:20:43.375
21		<del>2:07.400</del>	34.801	38.246	54.053	237.3	17:22:50.475
22		<del>2:07.425</del>	34.967	38.453	54.005	235.2	17:24:57.900
23			36.036	38.452		235.2	

007

Jahid Fazal-Karim

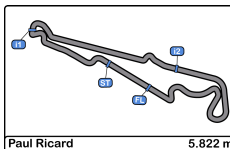
Aston Martin GT3 AMR MY2019

AM

Pascal Bachmann

Street-Art Racing

Lap	D	Time	Sector 1	Sector 2	Sector 3	T. Spd	Elapsed
1		16:27:04.788	16:25:29.455	39.521	55.812	141.1	16:27:04.788
2		2:09.205	35.623	38.783	54.799	235.2	16:29:13.993
3		<b>2:08.302</b>	35.464	38.489	<b>54.349</b>	239.4	16:31:22.295
4		2:08.717	36.103	38.242	54.372	239.4	16:33:31.012
5		13:36.285 P	<b>35.330</b>	39.562	12:21.393	239.4	16:47:07.297
6		<del>2:42.346</del>	59.143	43.187	1:00.016	133.9	16:49:49.643
7		<del>2:44.408</del>	37.627	39.922	56.859	233.7	16:52:04.051
8		2:18.995	38.275	43.403	57.317	219.0	16:54:23.046
9		2:14.642	36.445	38.118	1:00.079	236.8	16:56:37.688
10		2:17.351	39.202	41.573	56.576	204.5	16:58:55.039
11		2:23.650	44.862	39.748	59.040	237.8	17:01:18.689
12		2:11.094	36.123	39.220	55.751	238.9	17:03:29.783
13		<del>2:45.334</del>	39.345	39.435	56.554	237.8	17:05:45.117
14		2:11.643	35.760	38.596	57.287	240.0	17:07:56.760
15		<del>2:44.924</del>	37.083	41.523	56.315	222.2	17:10:11.681
16		2:12.097	36.004	<b>35.425</b>	1:00.668	236.8	17:12:23.778
17			36.655	42.067		235.8	



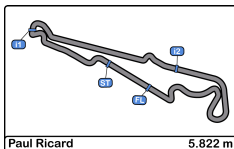
**Paul Ricard**  
**International GT Open**  
**Free Practice - 2**  
**Best Sectors Results**



	Sector - 1			Sector - 2			Sector - 3			Ideal Lap vs Best Lap				
Clas	Nº Driver	Time	Nº Driver	Time	Nº Driver	Time	Clas	Nº Driver	Ideal Lap	Best Lap	Clas			
1	19 Perolini - Arrow	32.621	007 Fazal-Karim - Bachmann	35.425	19 Perolini - Arrow	52.518	1	19 Perolini - Arrow	2:02.703	2:04.283	4			
2	17 Menchaca - Siebert	33.629	11 Jousset - Fumanelli	35.839	23 Reicher - Haase	52.603	2	11 Jousset - Fumanelli	2:02.833	2:04.510	6			
3	23 Reicher - Haase	33.629	17 Menchaca - Siebert	36.617	69 De Haan - Fagg	52.633	3	17 Menchaca - Siebert	2:03.084	2:04.087	3			
4	777 Jedliński - Basz	33.697	777 Jedliński - Basz	37.381	777 Jedliński - Basz	52.675	4	23 Reicher - Haase	2:03.625	2:03.819	1			
5	6 Latorre - Walker	33.742	23 Reicher - Haase	37.393	54 Müller - Mettler	52.700	5	777 Jedliński - Basz	2:03.753	2:03.995	2			
6	69 De Haan - Fagg	33.794	88 Forgione - Montermini	37.502	51 Marinangeli - Agostini	52.802	6	69 De Haan - Fagg	2:04.165	2:04.882	11			
7	51 Marinangeli - Agostini	33.811	65 Neumann - Rumpfkeil	37.527	17 Menchaca - Siebert	52.838	7	51 Marinangeli - Agostini	2:04.171	2:04.387	5			
8	11 Jousset - Fumanelli	33.826	99 Kolb - Renauer	37.557	38 Rosi - Schirò	52.892	8	6 Latorre - Walker	2:04.471	2:04.552	7			
9	55 De Meeus - Stanley	33.891	51 Marinangeli - Agostini	37.558	911 Blom - Jans	52.897	9	54 Müller - Mettler	2:04.495	2:04.613	8			
10	27 Pulcini - Cheever III	33.976	19 Perolini - Arrow	37.564	61 Saada - Grunewald	52.951	10	55 De Meeus - Stanley	2:04.573	2:05.102	19			
11	54 Müller - Mettler	33.978	38 Rosi - Schirò	37.570	84 Gilbert - Rueda	52.954	11	38 Rosi - Schirò	2:04.624	2:04.883	12			
12	25 Cozzi - Sernagiotto	33.980	55 De Meeus - Stanley	37.589	6 Latorre - Walker	52.968	12	911 Blom - Jans	2:04.646	2:04.774	10			
13	65 Neumann - Rumpfkeil	34.039	5 Jedliński - Korzeniowski	37.644	25 Cozzi - Sernagiotto	52.982	13	65 Neumann - Rumpfkeil	2:04.680	2:04.953	15			
14	63 Chovet - Paul	34.050	63 Chovet - Paul	37.657	20 Barr - Pitamber	52.997	14	25 Cozzi - Sernagiotto	2:04.681	2:04.727	9			
15	911 Blom - Jans	34.056	84 Gilbert - Rueda	37.657	5 Jedliński - Korzeniowski	53.040	15	61 Saada - Grunewald	2:04.685	2:04.980	17			
16	99 Kolb - Renauer	34.056	61 Saada - Grunewald	37.670	55 De Meeus - Stanley	53.093	16	99 Kolb - Renauer	2:04.832	2:04.953	16			
17	61 Saada - Grunewald	34.064	911 Blom - Jans	37.693	65 Neumann - Rumpfkeil	53.114	17	27 Pulcini - Cheever III	2:04.844	2:04.938	14			
18	88 Forgione - Montermini	34.146	20 Barr - Pitamber	37.698	91 Kirchmayr - Baron	53.116	18	20 Barr - Pitamber	2:04.847	2:04.899	13			
19	20 Barr - Pitamber	34.152	25 Cozzi - Sernagiotto	37.719	27 Pulcini - Cheever III	53.123	19	5 Jedliński - Korzeniowski	2:04.872	2:05.143	20			
20	38 Rosi - Schirò	34.162	69 De Haan - Fagg	37.738	11 Jousset - Fumanelli	53.168	20	63 Chovet - Paul	2:04.877	2:05.098	18			
21	5 Jedliński - Korzeniowski	34.188	27 Pulcini - Cheever III	37.745	63 Chovet - Paul	53.170	21	84 Gilbert - Rueda	2:04.882	2:05.544	22			
22	66 Proctor - Proctor	34.199	6 Latorre - Walker	37.761	99 Kolb - Renauer	53.219	22	88 Forgione - Montermini	2:04.984	2:05.629	23			
23	26 Jackson - Jefferies	34.214	8 Giuseppe Cipriani	37.808	88 Forgione - Montermini	53.336	23	007 Fazal-Karim - Bachmann	2:05.104	2:08.302	32			
24	84 Gilbert - Rueda	34.271	54 Müller - Mettler	37.817	8 Giuseppe Cipriani	53.351	24	91 Kirchmayr - Baron	2:05.283	2:05.477	21			
25	91 Kirchmayr - Baron	34.283	133 Cuhadaroglu - Tabacchi	37.837	66 Proctor - Proctor	53.372	25	8 Giuseppe Cipriani	2:05.512	2:06.293	26			
26	33 Pavlović - Jao-Javanil	34.317	91 Kirchmayr - Baron	37.884	786 Kiki - Osieka	53.505	26	26 Jackson - Jefferies	2:05.669	2:06.128	24			
27	8 Giuseppe Cipriani	34.353	26 Jackson - Jefferies	37.916	26 Jackson - Jefferies	53.539	27	66 Proctor - Proctor	2:05.787	2:06.864	28			
28	133 Cuhadaroglu - Tabacchi	34.364	786 Kiki - Osieka	37.982	133 Cuhadaroglu - Tabacchi	53.692	28	786 Kiki - Osieka	2:05.888	2:07.411	30			
29	786 Kiki - Osieka	34.401	33 Pavlović - Jao-Javanil	38.045	33 Pavlović - Jao-Javanil	53.700	29	133 Cuhadaroglu - Tabacchi	2:05.893	2:06.153	25			
30	10 Aust - Schell	34.644	10 Aust - Schell	38.108	10 Aust - Schell	53.984	30	33 Pavlović - Jao-Javanil	2:06.062	2:06.344	27			
31	71 Franck Dezoteux	35.302	66 Proctor - Proctor	38.216	71 Franck Dezoteux	54.237	31	10 Aust - Schell	2:06.736	2:06.943	29			
32	007 Fazal-Karim - Bachmann	35.330	71 Franck Dezoteux	38.315	007 Fazal-Karim - Bachmann	54.349	32	71 Franck Dezoteux	2:07.854	2:08.233	31			







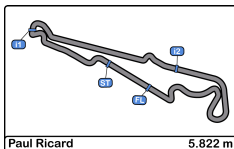
Paul Ricard  
International GT Open  
Free Practice - 2  
Best 5 Lap Times



											Best 1		Best 2		Best 3		Best 4		Best 5	
Cl	N°	Entrant/Team	Nat	Driver 1	Nat	Driver 2	Nat	Vehicle	Cat	Cl	Time	Lap	Time	Lap	Time	Lap	Time	Lap	Time	Lap
1	23	Eastalent-Racing	AUT	Simon Reicher	AUT	Christopher Haase	DEU	Audi R8 LMS GT3 Evo II	PRO	1	2:03.819	20	2:04.056	19	2:04.122	21	2:04.729	11	2:04.942	9
2	777	Olimp Racing	POL	Marcin Jedliński	POL	Karol Basz	POL	Audi R8 LMS 2018	PROAM	1	2:03.995	14	2:04.230	16	2:04.657	17	2:09.292	15	2:11.427	18
3	17	Team Motopark	DEU	Diego Menchaca	MEX	Marcos Siebert	ARG	Mercedes AMG GT3 2020	PRO	2	2:04.087	22	2:04.542	20	2:04.714	8	2:04.854	15	2:04.946	18
4	19	Oregon Team	ITA	Pietro Perolini	ITA	Daan Arrow	NLD	Lamborghini Huracan GT3 EVO2	PRO	3	2:04.283	8	2:04.329	10	2:04.473	7	2:05.274	9	2:05.886	20
5	51	AF Corse	ITA	Nicola Marinangeli	ITA	Riccardo Agostini	ITA	Ferrari 296 GT3	PRO	4	2:04.387	17	2:05.091	14	2:05.280	12	2:05.594	18	2:24.619	11
6	11	Kessel Racing	CHE	Frédéric Jousset	FRA	David Fumanelli	ITA	Ferrari 296 GT3	PROAM	2	2:04.510	20	2:05.635	17	2:06.270	16	2:09.198	2	2:09.315	4
7	6	GetSpeed	DEU	Andrés Latorre	AUS	Aaron Walker	GBR	Mercedes AMG GT3 2023	PROAM	3	2:04.552	10	2:05.028	8	2:05.690	6	2:05.754	3	2:07.789	9
8	54	CBRX by SPS	DEU	Dexter Müller	CHE	Yannick Mettler	CHE	Mercedes AMG GT3	PROAM	4	2:04.613	8	2:05.544	3	2:07.028	20	2:07.510	21	2:07.583	17
9	25	AF Corse	ITA	Alessandro Cozzi	ITA	Giorgio Sernagiotto	ITA	Ferrari 296 GT3	AM*	1	2:04.727	11	2:05.723	8	2:06.150	4	2:06.455	10	2:06.738	19
10	911	GetSpeed	DEU	Axel Blom	FIN	Steve Jans	LVA	Mercedes AMG GT3 2023	PROAM	5	2:04.774	15	2:05.152	22	2:05.209	11	2:05.268	20	2:05.337	13
11	69	Optimum Motorsport	GBR	Samuel De Haan	GBR	Charlie Fagg	GBR	McLaren 720S GT3	PRO	5	2:04.882	15	2:05.091	21	2:05.259	11	2:06.028	10	2:06.789	3
12	38	Kessel Racing	CHE	Nicolò Rosi	CHE	Niccolò Schirò	ITA	Ferrari 296 GT3	PROAM	6	2:04.883	10	2:05.388	3	2:05.470	7	2:05.914	4	2:07.908	8
13	20	SPS Automotive Performance	DEU	Reece Barr	IRL	Mikaeel Pitamber	ZAF	Mercedes AMG GT3	PRO	6	2:04.899	17	2:05.676	8	2:05.689	16	2:05.886	10	2:06.189	9
14	27	AF Corse	ITA	Marco Pulcini	ITA	Eddie Cheever III	ITA	Ferrari 488 GT3 MY 2020	PROAM	7	2:04.938	12	2:06.603	21	2:06.740	3	2:07.145	2	2:07.354	20
15	65	Team Motopark	DEU	Heiko Neumann	DEU	Timo Rumpfkeil	DEU	Mercedes AMG GT3 2020	AM	2	2:04.953	9	2:05.110	12	2:05.214	10	2:05.291	11	2:05.306	8
16	99	Lionspeed GP	DEU	Patrick Kolb	DEU	Alfred Renauer	DEU	Porsche 991.2 GT3 R	PRO	7	2:04.953	8	2:05.454	6	2:06.046	10	2:06.773	17	2:07.926	13
17	61	AF Corse	ITA	Jean-Claude Saada	USA	Conrad Grunewald	USA	Ferrari 488 GT3 MY 2020	AM*	3	2:04.980	2	2:08.322	3	2:08.900	19	2:09.188	16	2:09.430	17
18	63	Oregon Team	ITA	Pierre Louis Chovet	FRA	Maximilian Paul	DEU	Lamborghini Huracan GT3 EVO2	PRO	8	2:05.098	21	2:05.234	22	2:05.308	13	2:05.603	11	2:05.899	17
19	55	AF Corse	ITA	Laurent De Meeus	BEL	Jamie Stanley	GBR	Ferrari 488 GT3 MY 2020	PROAM	8	2:05.102	19	2:05.596	17	2:05.781	20	2:07.465	11	2:08.277	13
20	5	Olimp Racing	POL	Stanislaw Jedliński	POL	Krystian Korzeniowski	POL	Ferrari 488 GT3 MY 2021	AM	4	2:05.143	9	2:06.419	8	2:15.221	11	2:17.472	17	2:19.713	16
21	91	Team Baron Motorsport	AUT	Ernst Kirchmayr	AUT	Philipp Baron	AUT	Ferrari 488 GT3 Evo	AM	5	2:05.477	13	2:05.824	8	2:05.945	10	2:06.240	11	2:06.403	9
22	84	Altitude Racing by Optimum Motorsport	GBR	Andrew Gilbert	GBR	Fran Rueda	ESP	McLaren 720S GT3	PROAM	9	2:05.544	3	2:05.618	7	2:05.772	8	2:07.857	20	2:08.054	21
23	88	AF Corse	ITA	Gino Forgione	CHE	Andrea Montermini	ITA	Ferrari 488 GT3 MY 2020	AM*	6	2:05.629	18	2:06.074	16	2:06.161	20	2:06.730	15	2:06.998	17
24	26	racing one	DEU	Omar Jackson	GBR	Axcil Jefferies	ZWE	Ferrari 296 GT3	PROAM	10	2:06.128	4	2:11.772	7	2:13.229	11	2:49.466	10	2:53.594	12
25	133	Kessel Racing	CHE	Murat Ruhi Cuhadaroglu	TUR	Emanuele Maria Tabacchi	ITA	Ferrari 488 GT3 Evo	AM	7	2:06.153	18	2:06.670	20	2:07.234	19	2:07.411	16	2:07.491	14
26	8	Il Barone Rampante	ITA	Giuseppe Cipriani	ITA			Lamborghini Huracan GT3 EVO	AM	8	2:06.293	17	2:06.420	7	2:07.114	4	2:07.315	19	2:07.342	10
27	33	Bonaldi Motorsport	ITA	Miloš Pavlović	SRB	Sanporn Jao-Javanil	THA	Lamborghini Huracan GT3 EVO2	PROAM	11	2:06.344	18	2:08.270	13	2:09.333	12	2:10.972	4	2:17.094	14
28	66	Greystone GT	GBR	Stewart Proctor	GBR	Lewis Proctor	GBR	McLaren 720S GT3	PROAM	12	2:06.864	4								
29	10	racing one	DEU	Stefan Aust	DEU	Jacob Schell	DEU	Ferrari 488 GT3 2020	AM	9	2:06.943	19	2:07.246	21	2:07.422	18	2:07.662	10	2:08.504	12
30	786	GetSpeed	DEU	Kiki Sak Nana	ITA	Adam Osieka	DEU	Mercedes AMG GT3 2023	AM	10	2:07.411	18	2:08.103	19	2:08.200	16	2:09.143	14	2:13.172	4
31	71	AF Corse	ITA	Franck Dezoteux	FRA			Ferrari 488 GT3 MY 2020	AM	11	2:08.233	17	2:08.415	18	2:08.476	12	2:08.674	21	2:08.748	3
32	007	Street-Art Racing	BEL	Jahid Fazal-Karim	FRA	Pascal Bachmann	CHE	Aston Martin GT3 AMR MY2019	AM	12	2:08.302	3	2:08.717	4	2:09.205	2	2:11.094	12	2:11.643	14





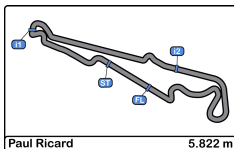


**Paul Ricard**  
**International GT Open**  
**Free Practice - 2**  
**Best 5 Top Speeds**



										Top 1		Top 2		Top 3		Top 4		Top 5			
Cl	N°	Entrant/Team	Nat	Driver 1	Nat	Driver 2	Nat	Vehicle	Cat	Cl	Km/h	Lap	Km/h	Lap	Km/h	Lap	Km/h	Lap	Km/h	Lap	Avg
1	55	AF Corse	ITA	Laurent De Meeus	BEL	Jamie Stanley	GBR	Ferrari 488 GT3 MY 2020	PROAM	1	241.6	14	240.5	19	240.0	17	238.9	13	238.4	3	239.8
2	23	Eastalent-Racing	AUT	Simon Reicher	AUT	Christopher Haase	DEU	Audi R8 LMS GT3 Evo II	PRO	1	241.0	8	241.0	11	240.5	3	240.5	12	240.0	5	240.6
3	61	AF Corse	ITA	Jean-Claude Saada	USA	Conrad Grunewald	USA	Ferrari 488 GT3 MY 2020	AM*	1	240.5	3	238.9	2	238.4	4	237.8	11	236.8	12	238.5
4	99	Lionspeed GP	DEU	Patrick Kolb	DEU	Alfred Renauer	DEU	Porsche 991.2 GT3 R	PRO	2	240.5	8	240.0	6	240.0	9	240.0	10	240.0	11	240.1
5	777	Olimp Racing	POL	Marcin Jedliński	POL	Karol Basz	POL	Audi R8 LMS 2018	PROAM	2	240.5	3	240.5	4	240.5	5	240.5	10	240.0	2	240.4
6	10	racing one	DEU	Stefan Aust	DEU	Jacob Schell	DEU	Ferrari 488 GT3 2020	AM	2	240.0	12	238.4	11	238.4	14	237.8	10	237.8	21	238.5
7	88	AF Corse	ITA	Gino Forgione	CHE	Andrea Montermini	ITA	Ferrari 488 GT3 MY 2020	AM*	3	240.0	19	239.4	11	238.9	12	238.9	20	238.9	21	239.2
8	007	Street-Art Racing	BEL	Jahid Fazal-Karim	FRA	Pascal Bachmann	CHE	Aston Martin GT3 AMR MY2019	AM	4	240.0	14	239.4	3	239.4	4	239.4	5	238.9	12	239.4
9	38	Kessel Racing	CHE	Nicolò Rosi	CHE	Niccolò Schirò	ITA	Ferrari 296 GT3	PROAM	3	239.4	21	238.9	5	238.9	8	238.9	12	237.8	4	238.8
10	911	GetSpeed	DEU	Axel Blom	FIN	Steve Jans	LUX	Mercedes AMG GT3 2023	PROAM	4	239.4	14	238.4	10	237.8	3	237.8	4	237.3	7	238.2
11	8	Il Barone Rampante	ITA	Giuseppe Cipriani	ITA			Lamborghini Huracan GT3 EVO	AM	5	238.9	11	238.4	5	238.4	20	237.8	15	237.3	3	238.2
12	17	Team Motopark	DEU	Diego Menchaca	MEX	Marcos Siebert	ARG	Mercedes AMG GT3 2020	PRO	3	238.9	3	238.9	10	238.4	15	237.8	14	237.3	4	238.3
13	20	SPS Automotive Performance	DEU	Reece Barr	IRL	Mikaeel Pitamber	ZAF	Mercedes AMG GT3	PRO	4	238.9	3	238.9	5	238.9	12	238.4	4	238.4	10	238.7
14	6	GetSpeed	DEU	Andrés Latorre	AUS	Aaron Walker	GBR	Mercedes AMG GT3 2023	PROAM	5	238.4	11	237.8	3	237.8	4	237.3	2	236.8	9	237.6
15	25	AF Corse	ITA	Alessandro Cozzi	ITA	Giorgio Sernagiotto	ITA	Ferrari 296 GT3	AM*	6	238.4	22	237.8	12	237.3	20	236.8	9	236.8	16	237.4
16	54	CBRX by SPS	DEU	Dexter Müller	CHE	Yannick Mettler	CHE	Mercedes AMG GT3	PROAM	6	238.4	4	237.3	10	236.8	2	236.8	3	236.3	9	237.1
17	65	Team Motopark	DEU	Heiko Neumann	DEU	Timo Rumpfkeil	DEU	Mercedes AMG GT3 2020	AM	7	238.4	12	237.8	13	237.3	11	237.3	15	236.8	8	237.5
18	69	Optimum Motorsport	GBR	Samuel De Haan	GBR	Charlie Fagg	GBR	McLaren 720S GT3	PRO	5	238.4	4	238.4	15	237.8	13	237.8	19	237.3	11	237.9
19	5	Olimp Racing	POL	Stanislaw Jedliński	POL	Krystian Korzeniowski	POL	Ferrari 488 GT3 MY 2021	AM	8	237.8	8	236.3	9	236.3	10	235.8	11	235.8	17	236.4
20	11	Kessel Racing	CHE	Frédéric Jousset	FRA	David Fumanelli	ITA	Ferrari 296 GT3	PROAM	7	237.8	14	237.3	17	237.3	20	237.3	21	236.8	10	237.3
21	63	Oregon Team	ITA	Pierre Louis Chovet	FRA	Maximilian Paul	DEU	Lamborghini Huracan GT3 EVO2	PRO	6	237.8	14	237.3	11	237.3	12	236.8	3	236.8	5	237.2
22	71	AF Corse	ITA	Franck Dezoteux	FRA			Ferrari 488 GT3 MY 2020	AM	9	237.8	10	237.8	14	237.8	18	237.3	5	237.3	13	237.6
23	27	AF Corse	ITA	Marco Pulcini	ITA	Eddie Cheever III	ITA	Ferrari 488 GT3 MY 2020	PROAM	8	237.3	12	236.8	17	236.8	22	235.8	11	235.8	15	236.5
24	91	Team Baron Motorsport	AUT	Ernst Kirchmayr	AUT	Philipp Baron	AUT	Ferrari 488 GT3 Evo	AM	10	237.3	12	236.3	13	236.3	14	235.8	4	235.8	11	236.3
25	786	GetSpeed	DEU	Kiki Sak Nana	THA	Adam Osieka	DEU	Mercedes AMG GT3 2023	AM	11	237.3	21	236.3	10	235.8	3	235.8	4	235.8	12	236.2
26	19	Oregon Team	ITA	Pietro Perolini	ITA	Daan Arrow	NLD	Lamborghini Huracan GT3 EVO2	PRO	7	236.8	5	236.3	10	236.3	11	236.3	14	235.8	4	236.3
27	51	AF Corse	ITA	Nicola Marinangeli	ITA	Riccardo Agostini	ITA	Ferrari 296 GT3	PRO	8	236.8	8	236.3	3	236.3	9	235.8	10	235.8	19	236.2
28	84	Altitude Racing by Optimum Motorsport	GBR	Andrew Gilbert	GBR	Fran Rueda	ESP	McLaren 720S GT3	PROAM	9	236.3	5	235.2	3	235.2	8	235.2	22	234.7	9	235.3
29	26	racing one	DEU	Omar Jackson	GBR	Axcil Jefferies	GBR	Ferrari 296 GT3	PROAM	10	235.2	5	234.7	2	234.7	12	234.2	3	234.2	4	234.6
30	33	Bonaldi Motorsport	ITA	Miloš Pavlović	SRB	Sanporn Jao-Javanil	THA	Lamborghini Huracan GT3 EVO2	PROAM	11	235.2	5	234.7	7	234.7	8	234.7	17	234.2	11	234.7
31	66	Greystone GT	GBR	Stewart Proctor	GBR	Lewis Proctor	GBR	McLaren 720S GT3	PROAM	12	235.2	4	235.2	5	234.7	3	232.2	2	143.4	1	216.2
32	133	Kessel Racing	CHE	Murat Ruhi Cuhadaroglu	TUR	Emanuele Maria Tabacchi	ITA	Ferrari 488 GT3 Evo	AM	12	235.2	3	234.7	9	234.7	12	234.7	16	234.2	7	234.7



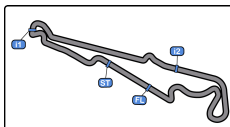


**Paul Ricard**  
**International GT Open**  
**Free Practice - 2**  
**Fastest Laps Sequence**



Lap	Time of Day	Session Time	N° Entrant/Team	Nat	Driver 1	Nat	Driver 2	Nat	Vehicle	Cat	Time	Km/h
2	16:28:25.184	4:25.184	<b>69</b> Optimum Motorsport		Samuel De Haan		Charlie Fagg		McLaren 720S GT3	PRO	<b>2:08.595</b>	162.9
2	16:28:41.722	4:41.722	<b>17</b> Team Motopark		Diego Menchaca		Marcos Siebert		Mercedes AMG GT3 2020	PRO	<b>2:06.306</b>	165.9
3	16:30:58.072	6:58.072	<b>84</b> Altitude Racing by Optimum Motorsport		Andrew Gilbert		Fran Rueda		McLaren 720S GT3	PROAM	<b>2:05.544</b>	166.9
2	16:31:16.457	7:16.457	<b>61</b> AF Corse		Jean-Claude Saada		Conrad Grunewald		Ferrari 488 GT3 MY 2020	AM*	<b>2:04.980</b>	167.7
7	16:51:14.277	27:14.277	<b>19</b> Oregon Team		Pietro Perolini		Daan Arrow		Lamborghini Huracan GT3 EVO2	PRO	<b>2:04.473</b>	168.3
8	16:53:18.560	29:18.560	<b>19</b> Oregon Team		Pietro Perolini		Daan Arrow		Lamborghini Huracan GT3 EVO2	PRO	<b>2:04.283</b>	168.6
14	17:13:22.771	49:22.771	<b>777</b> Olimp Racing		Marcin Jedliński		Karol Basz		Audi R8 LMS 2018	PROAM	<b>2:03.995</b>	169.0
20	17:21:59.750	57:59.750	<b>23</b> Eastalent-Racing		Simon Reicher		Christopher Haase		Audi R8 LMS GT3 Evo II	PRO	<b>2:03.819</b>	169.2





Paul Ricard 5.822 m

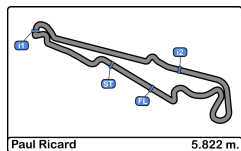
# Paul Ricard International GT Open Free Practice - 2



## Event Best Maximum Speed

N°	Entrant/Team	Nat	Driver 1	Nat	Driver 2	Nat	Vehicle	Cat	Km/h	Session
27	AF Corse	ITA	Marco Pulcini	ITA	Eddie Cheever III	ITA	Ferrari 488 GT3 MY 2020	PROAM	244.8	Free Practice - 1
777	Olimp Racing	POL	Marcin Jedliński	POL	Karol Basz	POL	Audi R8 LMS 2018	PROAM	244.3	Free Practice - 1
99	Lionspeed GP	DEU	Patrick Kolb	DEU	Alfred Renauer	DEU	Porsche 991.2 GT3 R	PRO	243.2	Free Practice - 1
55	AF Corse	ITA	Laurent De Meeus	BEL	Jamie Stanley	GBR	Ferrari 488 GT3 MY 2020	PROAM	243.2	Free Practice - 1
10	racing one	DEU	Stefan Aust	DEU	Jacob Schell	DEU	Ferrari 488 GT3 2020	AM	242.6	Free Practice - 1
23	Eastalent-Racing	AUT	Simon Reicher	AUT	Christopher Haase	DEU	Audi R8 LMS GT3 Evo II	PRO	242.6	Free Practice - 1
69	Optimum Motorsport	GBR	Samuel De Haan	GBR	Charlie Fagg	GBR	McLaren 720S GT3	PRO	242.1	Free Practice - 1
17	Team Motopark	DEU	Diego Menchaca	MEX	Marcos Siebert	ARG	Mercedes AMG GT3 2020	PRO	241.6	Free Practice - 1
11	Kessel Racing	CHE	Frédéric Jousset	FRA	David Fumanelli	ITA	Ferrari 296 GT3	PROAM	241.6	Free Practice - 1
20	SPS Automotive Performance	DEU	Reece Barr	IRL	Mikael Pitamber	ZAF	Mercedes AMG GT3	PRO	241.6	Free Practice - 1
61	AF Corse	ITA	Jean-Claude Saada	USA	Conrad Grunewald	USA	Ferrari 488 GT3 MY 2020	AM*	241.0	Free Practice - 1
54	CBRX by SPS	DEU	Dexter Müller	CHE	Yannick Mettler	CHE	Mercedes AMG GT3	PROAM	241.0	Free Practice - 1
88	AF Corse	ITA	Gino Forgione	CHE	Andrea Montermini	ITA	Ferrari 488 GT3 MY 2020	AM*	240.5	Free Practice - 1
007	Street-Art Racing	BEL	Jahid Fazal-Karim	FRA	Pascal Bachmann	CHE	Aston Martin GT3 AMR MY2019	AM	240.5	Free Practice - 1
63	Oregon Team	ITA	Pierre Louis Chovet	FRA	Maximilian Paul	DEU	Lamborghini Huracan GT3 EVO2	PRO	240.0	Free Practice - 1
8	Il Barone Rampante	ITA	Giuseppe Cipriani	ITA			Lamborghini Huracan GT3 EVO	AM	240.0	Free Practice - 1
71	AF Corse	ITA	Franck Dezoteux	FRA			Ferrari 488 GT3 MY 2020	AM	240.0	Free Practice - 1
911	GetSpeed	DEU	Axel Blom	FIN	Steve Jans	LUX	Mercedes AMG GT3 2023	PROAM	240.0	Free Practice - 1
6	GetSpeed	DEU	Andrés Latorre	AUS	Aaron Walker	GBR	Mercedes AMG GT3 2023	PROAM	239.4	Free Practice - 1
38	Kessel Racing	CHE	Nicolò Rosi	CHE	Niccolò Schirò	ITA	Ferrari 296 GT3	PROAM	239.4	Free Practice - 1
65	Team Motopark	DEU	Heiko Neumann	DEU	Timo Rumpfkeil	DEU	Mercedes AMG GT3 2020	AM	239.4	Free Practice - 1
84	Altitude Racing by Optimum Motorsport	GBR	Andrew Gilbert	GBR	Fran Rueda	ESP	McLaren 720S GT3	PROAM	238.9	Free Practice - 1
19	Oregon Team	ITA	Pietro Perolini	ITA	Daan Arrow	NLD	Lamborghini Huracan GT3 EVO2	PRO	238.9	Free Practice - 1
5	Olimp Racing	POL	Stanislaw Jedliński	POL	Krystian Korzeniowski	POL	Ferrari 488 GT3 MY 2021	AM	238.9	Free Practice - 1
51	AF Corse	ITA	Nicola Marinangeli	ITA	Riccardo Agostini	ITA	Ferrari 296 GT3	PRO	238.9	Free Practice - 1
91	Team Baron Motorsport	AUT	Ernst Kirchmayr	AUT	Philipp Baron	AUT	Ferrari 488 GT3 Evo	AM	238.9	Free Practice - 1
25	AF Corse	ITA	Alessandro Cozzi	ITA	Giorgio Sernagiotto	ITA	Ferrari 296 GT3	AM*	238.4	Free Practice - 2
33	Bonaldi Motorsport	ITA	Miloš Pavlović	SRB	Sanporn Jao-Javanil	THA	Lamborghini Huracan GT3 EVO2	PROAM	237.8	Free Practice - 1
133	Kessel Racing	CHE	Murat Ruhi Cuhadaroglu	TUR	Emanuele Maria Tabacchi	ITA	Ferrari 488 GT3 Evo	AM	237.3	Free Practice - 1
26	racing one	DEU	Omar Jackson	GBR	Axcil Jefferies	ZWE	Ferrari 296 GT3	PROAM	237.3	Free Practice - 1
786	GetSpeed	DEU	Kiki Sak Nana	THA	Adam Osieka	GBR	Mercedes AMG GT3 2023	AM	237.3	Free Practice - 1
66	Greystone GT	GBR	Stewart Proctor	GBR	Lewis Proctor	GBR	McLaren 720S GT3	PROAM	237.3	Free Practice - 1





**Paul Ricard**  
**International GT Open**  
**Free Practice - 2**  
**Pit Stop Analysis**



5	Stanislaw Jedliński			Ferrari 488 GT3 MY 2021			
	AM	Krystian Korzeniowski			Olimp Racing		
N°	In Day Time	In Time	Out Time	Pit Time	T. Pit Time	Handicap	Diff.
1	16:35:23.554	16:35:23.554	16:48:38.142	13:14.588	13:14.588		
2	16:52:51.808	16:52:51.808	16:56:15.180	3:23.372	16:37.960		
3	17:06:43.191	17:06:43.191	17:09:02.968	2:19.777	18:57.737		

6	Andrés Latorre			Mercedes AMG GT3 2023			
	PROAM	Aaron Walker			GetSpeed		
Nº	In Day Time	In Time	Out Time	Pit Time	T. Pit Time	Handicap	Diff.
1	16:35:34.837	16:35:34.837	16:47:05.022	11:30.185	11:30.185		
2	17:03:48.153	17:03:48.153	17:05:31.532	1:43.379	13:13.564		

8	Giuseppe Cipriani			Lamborghini Huracan GT3 EVO			
AM			Il Barone Rampante				
N°	In Day Time	In Time	Out Time	Pit Time	T. Pit Time	Handicap	Diff.
1	16:34:59.033	16:34:59.033	16:48:02.031	13:02.998	13:02.998		
2	17:01:01.271	17:01:01.271	17:03:58.803	2:57.532	16:00.530		

10	Stefan Aust			Ferrari 488 GT3 2020			
	AM	Jacob Schell			racing one		
N°	In Day Time	In Time	Out Time	Pit Time	T. Pit Time	Handicap	Diff.
1	16:31:59.107	16:31:59.107	16:34:11.548	2:12.441	2:12.441		
2	16:37:05.517	16:37:05.517	16:46:05.333	8:59.816	11:12.257		
3	17:09:53.106	17:09:53.106	17:11:29.151	1:36.045	12:48.302		

11	Frédéric Jousset					Ferrari 296 GT3		
	PROAM	David Fumanelli				Kessel Racing		
N°	In Day Time	In Time	Out Time	Pit Time	T. Pit Time	Handicap	Diff.	
1	16:38:03.407	16:38:03.407	16:45:30.541	7:27.134	7:27.134			
2	16:51:09.653	16:51:09.653	16:53:41.205	2:31.552	9:58.686			
3	17:09:15.339	17:09:15.339	17:10:54.484	1:39.145	11:37.831			
4	17:19:23.488	17:19:23.488	17:20:11.993	48.505	12:26.336			

17	Diego Menchaca		Mercedes AMG GT3 2020				
	PRO	Marcos Siebert	Team Motopark				
Nº	In Day Time	In Time	Out Time	Pit Time	T. Pit Time	Handicap	Diff.
1	16:35:03.248	16:35:03.248	16:46:28.281	11:25.033	11:25.033		
2	16:56:54.323	16:56:54.323	16:58:19.388	1:25.065	12:50.098		

19	Pietro Perolini			Lamborghini Huracan GT3 EVO2			
	PRO	Daan Arrow			Oregon Team		
N°	In Day Time	In Time	Out Time	Pit Time	T. Pit Time	Handicap	Diff.
1	16:35:30.992	16:35:30.992	16:47:01.831	11:30.839	11:30.839		
2	16:59:30.931	16:59:30.931	17:01:00.967	1:30.036	13:00.875		
3	17:13:47.469	17:13:47.469	17:15:17.642	1:30.173	14:31.048		

20	Reece Barr			Mercedes AMG GT3			
	PRO	Mikaeel Pitamber			SPS Automotive Performance		
Nº	In Day Time	In Time	Out Time	Pit Time	T. Pit Time	Handicap	Diff.
1	16:35:47.624	16:35:47.624	16:46:01.763	10:14.139	10:14.139		
2	17:00:50.513	17:00:50.513	17:03:55.175	3:04.662	13:18.801		
3	17:08:31.976	17:08:31.976	17:09:46.344	1:14.368	14:33.169		
4	17:18:11.463	17:18:11.463	17:20:53.968	2:42.505	17:15.674		

23

Simon Reicher

Audi R8 LMS GT3 Evo II

PRO

Christopher Haase

Eastalent-Racing

N°	In Day Time	In Time	Out Time	Pit Time	T. Pit Time	Handicap	Diff.
1	16:34:52.132	16:34:52.132	16:47:56.697	13:04.565	13:04.565		
2	17:04:45.715	17:04:45.715	17:06:06.614	1:20.899	14:25.464		
3	17:14:25.948	17:14:25.948	17:15:46.584	1:20.636	15:46.100		

25

Alessandro Cozzi

Ferrari 296 GT3

AM\*

Giorgio Sernagiotto

AF Corse

N°	In Day Time	In Time	Out Time	Pit Time	T. Pit Time	Handicap	Diff.
1	16:38:15.293	16:38:15.293	16:45:19.820	7:04.527	7:04.527		
2	16:57:54.297	16:57:54.297	17:00:07.828	2:13.531	9:18.058		

26

Omar Jackson

Ferrari 296 GT3

PROAM

Axcil Jefferies

racing one

N°	In Day Time	In Time	Out Time	Pit Time	T. Pit Time	Handicap	Diff.
1	16:35:29.795	16:35:29.795	16:46:26.901	10:57.106	10:57.106		
2	17:02:57.906	17:02:57.906	17:06:57.766	3:59.860	14:56.966		

27

Marco Pulcini

Ferrari 488 GT3 MY 2020

PROAM

Eddie Cheever III

AF Corse

N°	In Day Time	In Time	Out Time	Pit Time	T. Pit Time	Handicap	Diff.
1	16:37:03.848	16:37:03.848	16:46:37.848	9:34.000	9:34.000		
2	16:55:09.030	16:55:09.030	16:56:37.209	1:28.179	11:02.179		
3	17:05:10.840	17:05:10.840	17:07:47.405	2:36.565	13:38.744		
4	17:16:13.973	17:16:13.973	17:17:22.085	1:08.112	14:46.856		

33

Miloš Pavlović

Lamborghini Huracan GT3 EVO2

PROAM

Sanporn Jao-Javanil

Bonaldi Motorsport

N°	In Day Time	In Time	Out Time	Pit Time	T. Pit Time	Handicap	Diff.
1	16:28:23.735	16:28:23.735	16:29:35.561	1:11.826	1:11.826		
2	16:31:54.207	16:31:54.207	16:45:18.379	13:24.172	14:35.998		
3	17:00:32.728	17:00:32.728	17:04:07.922	3:35.194	18:11.192		
4	17:14:50.810	17:14:50.810	17:16:09.046	1:18.236	19:29.428		

38

Nicolò Rosi

Ferrari 296 GT3

PROAM

Niccolò Schirò

Kessel Racing

N°	In Day Time	In Time	Out Time	Pit Time	T. Pit Time	Handicap	Diff.
1	16:35:59.895	16:35:59.895	16:45:46.159	9:46.264	9:46.264		
2	17:00:27.351	17:00:27.351	17:02:42.626	2:15.275	12:01.539		

51

Nicola Marinangeli

Ferrari 296 GT3

PRO

Riccardo Agostini

AF Corse

N°	In Day Time	In Time	Out Time	Pit Time	T. Pit Time	Handicap	Diff.
1	16:36:01.256	16:36:01.256	16:50:41.858	14:40.602	14:40.602		
2	16:57:04.788	16:57:04.788	16:58:52.087	1:47.299	16:27.901		
3	17:07:18.034	17:07:18.034	17:08:49.516	1:31.482	17:59.383		

54

Dexter Müller

Mercedes AMG GT3

PROAM

Yannick Mettler

CBRX by SPS

N°	In Day Time	In Time	Out Time	Pit Time	T. Pit Time	Handicap	Diff.
1	16:35:06.257	16:35:06.257	16:45:03.368	9:57.111	9:57.111		
2	16:47:07.209	16:47:07.209	16:48:14.242	1:07.033	11:04.144		
3	16:58:49.712	16:58:49.712	17:02:08.663	3:18.951	14:23.095		

55	Laurent De Meeus			Ferrari 488 GT3 MY 2020			
	PROAM	Jamie Stanley			AF Corse		
	N°	In Day Time	In Time	Out Time	Pit Time	T. Pit Time	Handicap
1	16:35:25.291	16:35:25.291	16:47:18.389	11:53.098	11:53.098		
2	16:56:00.279	16:56:00.279	16:57:04.384	1:04.105	12:57.203		
3	17:10:00.239	17:10:00.239	17:11:39.932	1:39.693	14:36.896		

61

Jean-Claude Saada

Ferrari 488 GT3 MY 2020

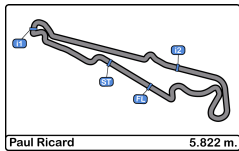
AM\*

Conrad Grunewald

AF Corse

N°	In Day Time	In Time	Out Time	Pit Time	T. Pit Time	Handicap	Diff.
1	16:35:53.047	16:35:53.047	16:47:15.949	11:22.902	11:22.902		
2	16:53:46.730	16:53:46.730	16:55:16.020	1:29.290	12:52.192		
3	17:06:08.145	17:06:08.145	17:08:12.582	2:04.437	14:56.629		





**Paul Ricard**  
**International GT Open**  
**Free Practice - 2**  
**Pit Stop Analysis**



**63** Pierre Louis Chovet Lamborghini Huracan GT3 EVO2

PRO		Maximilian Paul				Oregon Team	
N°	In Day Time	In Time	Out Time	Pit Time	T. Pit Time	Handicap	Diff.
1	16:35:56.059	16:35:56.059	16:45:41.163	9:45.104	9:45.104		
2	17:04:50.894	17:04:50.894	17:05:48.737	57.843	10:42.947		
3	17:14:17.881	17:14:17.881	17:15:20.218	1:02.337	11:45.284		

**65** Heiko Neumann Mercedes AMG GT3 2020

AM		Timo Rumpfkeil				Team Motopark		
N°	In Day Time	In Time	Out Time	Pit Time	T. Pit Time	Handicap	Diff.	
1	16:26:47.657	16:26:47.657	16:28:02.656	1:14.999	1:14.999			
2	16:37:09.408	16:37:09.408	16:46:07.699	8:58.291	10:13.290			
3	17:07:01.622	17:07:01.622	17:16:22.680	9:21.058	19:34.348			

**69** Samuel De Haan McLaren 720S GT3

PRO		Charlie Fagg			Optimum Motorsport		
N°	In Day Time	In Time	Out Time	Pit Time	T. Pit Time	Handicap	Diff.
1	16:38:18.230	16:38:18.230	16:49:00.007	10:41.777	10:41.777		
2	17:03:53.694	17:03:53.694	17:05:12.649	1:18.955	12:00.732		

**71** Franck Dezoteux Ferrari 488 GT3 MY 2020

AM					AF Corse		
N°	In Day Time	In Time	Out Time	Pit Time	T. Pit Time	Handicap	Diff.
1	16:35:59.035	16:35:59.035	16:48:55.344	12:56.309	12:56.309		
2	16:59:50.070	16:59:50.070	17:00:43.052	52.982	13:49.291		

**84** Andrew Gilbert McLaren 720S GT3

PROAM		Fran Rueda		Altitude Racing by Optimum Motorsport			
Nº	In Day Time	In Time	Out Time	Pit Time	T. Pit Time	Handicap	Diff.
1	16:35:50.527	16:35:50.527	16:47:27.270	11:36.743	11:36.743		
2	16:55:52.289	16:55:52.289	16:58:46.045	2:53.756	14:30.499		

**88** Gino Forgione Ferrari 488 GT3 MY 2020

AM*		Andrea Montermini				AF Corse	
N°	In Day Time	In Time	Out Time	Pit Time	T. Pit Time	Handicap	Diff.
1	16:28:57.035	16:28:57.035	16:29:59.757	1:02.722	1:02.722		
2	16:37:11.553	16:37:11.553	16:45:36.605	8:25.052	9:27.774		
3	17:04:57.720	17:04:57.720	17:07:30.728	2:33.008	12:00.782		

**91** Ernst Kirchmayr Ferrari 488 GT3 Evo

AM	Philipp Baron				Team Baron Motorsport		
N°	In Day Time	In Time	Out Time	Pit Time	T. Pit Time	Handicap	Diff.
1	16:35:38.789	16:35:38.789	16:46:34.813	10:56.024	10:56.024		
2	17:05:40.030	17:05:40.030	17:09:08.453	3:28.423	14:24.447		

**99** Patrick Kolb Porsche 991.2 GT3 R

PRO		Alfred Renauer			Lionspeed GP		
N°	In Day Time	In Time	Out Time	Pit Time	T. Pit Time	Handicap	Diff.
1	16:28:57.894	16:28:57.894	16:29:55.088	57.194	57.194		
2	16:36:59.564	16:36:59.564	16:48:06.761	11:07.197	12:04.391		
3	17:02:56.771	17:02:56.771	17:06:52.231	3:55.460	15:59.851		
4	17:15:23.302	17:15:23.302	17:18:48.451	3:25.149	19:25.000		

**133** Murat Ruhu Cuhadaroglu Ferrari 488 GT3 Evo

AM		Emanuele Maria Tabacchi			Kessel Racing		
N°	In Day Time	In Time	Out Time	Pit Time	T. Pit Time	Handicap	Diff.
1	16:35:10.628	16:35:10.628	16:47:13.109	12:02.481	12:02.481		
2	17:02:34.718	17:02:34.718	17:04:36.640	2:01.922	14:04.403		

**777** Marcin Jedliński Audi R8 LMS 2018

PROAM		Karol Basz				Olimp Racing	
Nº	In Day Time	In Time	Out Time	Pit Time	T. Pit Time	Handicap	Diff.
1	16:37:06.929	16:37:06.929	16:49:03.186	11:56.257	11:56.257		
2	16:53:43.857	16:53:43.857	16:56:20.592	2:36.735	14:32.992		
3	17:07:14.106	17:07:14.106	17:09:12.081	1:57.975	16:30.967		
4	17:21:44.017	17:21:44.017	17:23:16.005	1:31.988	18:02.955		

**786** Kiki Sak Nana Mercedes AMG GT3 2023

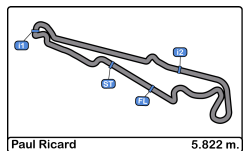
AM	Adam Osieka					GetSpeed	
N°	In Day Time	In Time	Out Time	Pit Time	T. Pit Time	Handicap	Diff.
1	16:38:07.115	16:38:07.115	16:45:51.134	7:44.019	7:44.019		
2	17:01:07.697	17:01:07.697	17:03:38.680	2:30.983	10:15.002		

**911** Axel Blom Mercedes AMG GT3 2023

PROAM		Steve Jans				GetSpeed	
N°	In Day Time	In Time	Out Time	Pit Time	T. Pit Time	Handicap	Diff.
1	16:38:19.878	16:38:19.878	16:47:31.954	9:12.076	9:12.076		
2	17:11:02.943	17:11:02.943	17:13:15.828	2:12.885	11:24.961		

**007** Jahid Fazal-Karim Aston Martin GT3 AMR MY2019

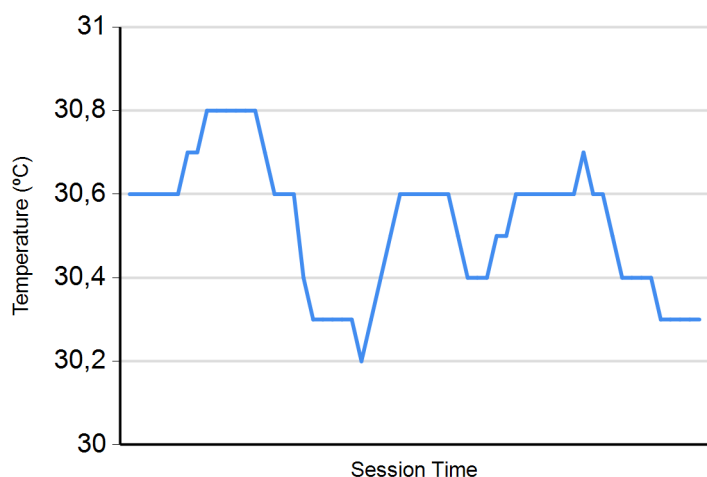
AM		Pascal Bachmann			Street-Art Racing		
N°	In Day Time	In Time	Out Time	Pit Time	T. Pit Time	Handicap	Diff.
1	16:36:04.065	16:36:04.065	16:47:26.538	11:22.473	11:22.473		



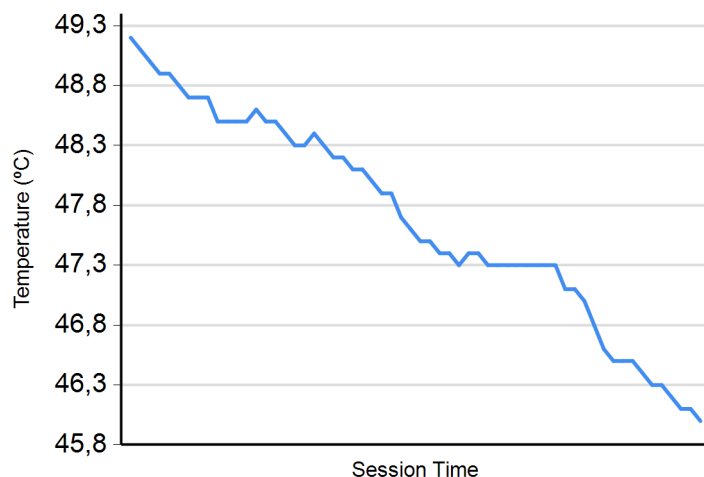
**Paul Ricard**  
**International GT Open**  
**Free Practice - 2**  
**Weather Report**



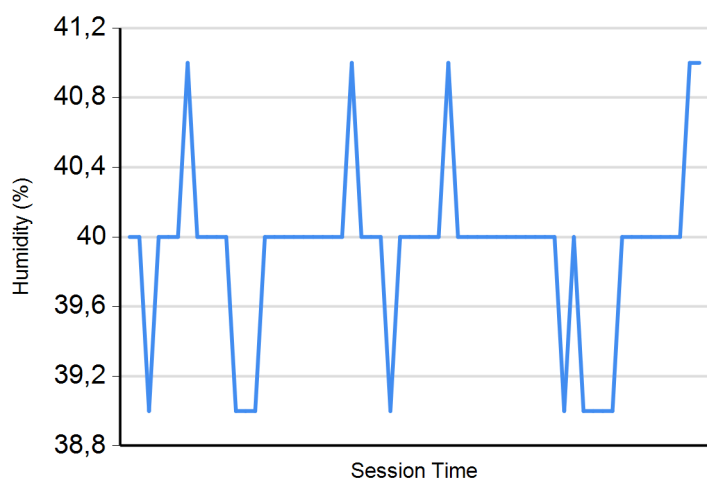
**Air Temperature**



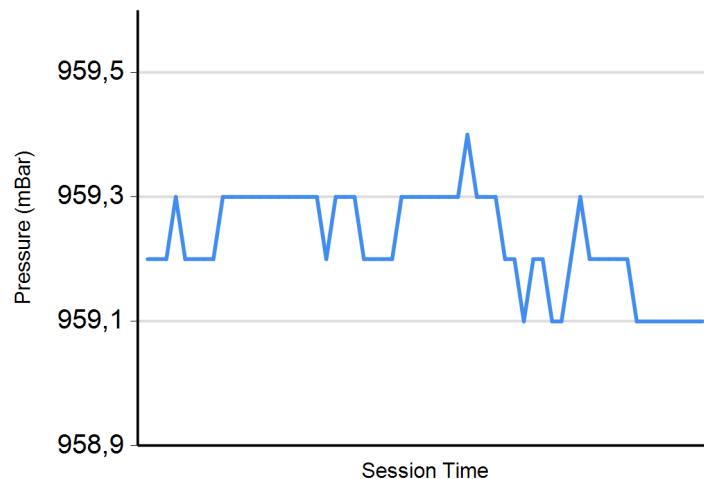
**Track Temperature**



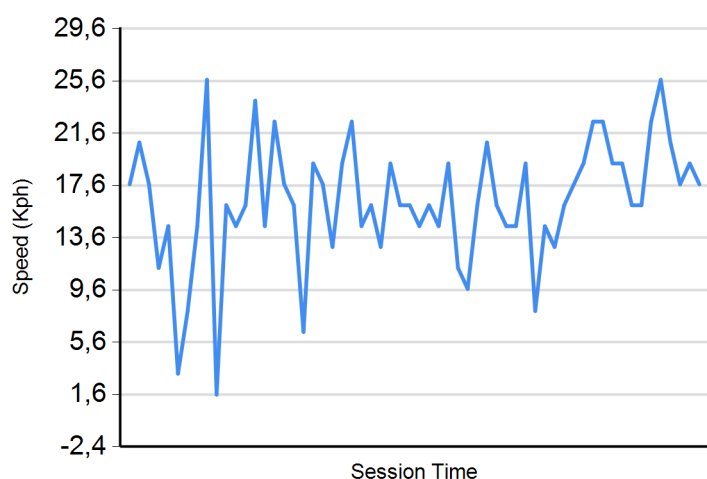
**Humidity**



**Pressure**

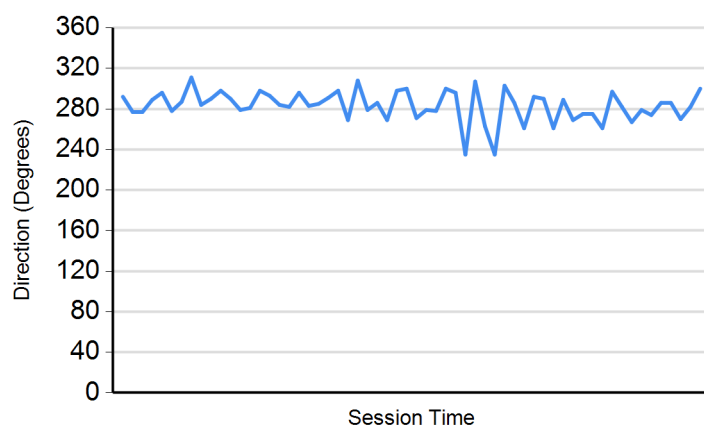


**Wind Speed**

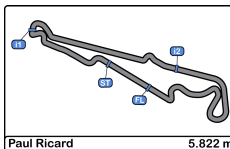


**Wind direction**

North = 0°/360° Est = 90° South = 180° West = 270°







Paul Ricard  
International GT Open  
Free Practice - 1 - 2  
Combined Results



Cls	Nº	Entrant/Team	Nat	Driver 1	Nat	Driver 2	Nat	Vehicle	Cat	Cls	Laps	FP1	FP2	Best	Gap	Interval	Km/h
1	23	Eastalent-Racing	AUT	Simon Reicher	AUT	Christopher Haase	DEU	Audi R8 LMS GT3 Evo II	PRO	1	45	2:05.340	13	2:03.819	20	2:03.819	169.2
2	777	Olimp Racing	POL	Marcin Jedliński	POL	Karol Basz	POL	Audi R8 LMS 2018	PROAM	1	38	2:05.796	15	2:03.995	14	2:03.995	0.176 0.176 169.0
3	54	CBRX by SPS	DEU	Dexter Müller	CHE	Yannick Mettler	CHE	Mercedes AMG GT3	PROAM	2	45	2:04.071	21	2:04.613	8	2:04.071	0.252 0.076 168.9
4	17	Team Motopark	DEU	Diego Menchaca	MEX	Marcos Siebert	ARG	Mercedes AMG GT3 2020	PRO	2	45	2:04.815	20	2:04.087	22	2:04.087	0.268 0.016 168.9
5	84	Altitude Racing by Optimum Motorsport	GBR	Andrew Gilbert	GBR	Fran Rueda	ESP	McLaren 720S GT3	PROAM	3	44	2:04.148	11	2:05.544	3	2:04.148	0.329 0.061 168.8
6	19	Oregon Team	ITA	Pietro Perolini	ITA	Daan Arrow	IND	Lamborghini Huracan GT3 EVO2	PRO	3	49	2:05.703	5	2:04.283	8	2:04.283	0.464 0.135 168.6
7	51	AF Corse	ITA	Nicola Marinangeli	ITA	Riccardo Agostini	ITA	Ferrari 296 GT3	PRO	4	38	2:04.894	9	2:04.387	17	2:04.387	0.568 0.104 168.4
8	38	Kessel Racing	CHE	Nicolò Rosi	CHE	Niccolò Schirò	ITA	Ferrari 296 GT3	PROAM	4	47	2:04.463	23	2:04.883	10	2:04.463	0.644 0.076 168.3
9	11	Kessel Racing	CHE	Frédéric Jousset	FRA	David Fumanelli	ITA	Ferrari 296 GT3	PROAM	5	43	2:04.612	4	2:04.510	20	2:04.510	0.691 0.047 168.3
10	6	GetSpeed	DEU	Andrés Latorre	AUS	Aaron Walker	GBR	Mercedes AMG GT3 2023	PROAM	6	44	2:06.235	4	2:04.552	10	2:04.552	0.733 0.042 168.2
11	25	AF Corse	ITA	Alessandro Cozzi	ITA	Giorgio Sernagiotto	ITA	Ferrari 296 GT3	AM*	1	32	2:07.757	8	2:04.727	11	2:04.727	0.908 0.175 168.0
12	911	GetSpeed	DEU	Axel Blom	FIN	Steve Jans	LUX	Mercedes AMG GT3 2023	PROAM	7	46	2:06.224	10	2:04.774	15	2:04.774	0.955 0.047 167.9
13	69	Optimum Motorsport	GBR	Samuel De Haan	FIN	Charlie Fagg	GBR	McLaren 720S GT3	PRO	5	41	2:04.804	6	2:04.882	15	2:04.804	0.985 0.030 167.9
14	20	SPS Automotive Performance	GBR	Reece Barr	IRL	Mikael Pitamber	ZAF	Mercedes AMG GT3	PRO	6	43	2:05.125	22	2:04.899	17	2:04.899	1.080 0.095 167.8
15	27	AF Corse	ITA	Marco Pulcini	ITA	Eddie Cheever III	ITA	Ferrari 488 GT3 MY 2020	PROAM	8	41	2:05.238	20	2:04.938	12	2:04.938	1.119 0.039 167.7
16	65	Team Motopark	DEU	Heiko Neumann	DEU	Timo Rumpfkeil	DEU	Mercedes AMG GT3 2020	AM	2	41	2:05.055	15	2:04.953	9	2:04.953	1.134 0.015 167.7
17	99	Lionspeed GP	DEU	Patrick Kolb	DEU	Alfred Renauer	DEU	Porsche 991.2 GT3 R	PRO	7	41	2:05.363	11	2:04.953	8	2:04.953	1.134 0.000 167.7
18	61	AF Corse	ITA	Jean-Claude Saada	USA	Conrad Grunewald	USA	Ferrari 488 GT3 MY 2020	AM*	3	41	2:05.950	6	2:04.980	2	2:04.980	1.161 0.027 167.7
19	5	Olimp Racing	POL	Stanislaw Jedliński	POL	Krystian Korzeniewski	POL	Ferrari 488 GT3 MY 2021	AM	4	39	2:05.008	6	2:05.143	9	2:05.008	1.189 0.028 167.6
20	63	Oregon Team	ITA	Pierre Louis Chovet	FRA	Maximilian Paul	DEU	Lamborghini Huracan GT3 EVO2	PRO	8	48	2:05.331	10	2:05.098	21	2:05.098	1.279 0.090 167.5
21	55	AF Corse	ITA	Laurent De Meeus	BEL	Jamie Stanley	GBR	Ferrari 488 GT3 MY 2020	PROAM	9	38	2:06.401	13	2:05.102	19	2:05.102	1.283 0.004 167.5
22	8	Il Barone Rampante	ITA	Giuseppe Cipriani	ITA			Lamborghini Huracan GT3 EVO	AM	5	39	2:05.230	18	2:06.293	17	2:05.230	1.411 0.128 167.3
23	91	Team Baron Motorsport	AUT	Ernst Kirchmayr	AUT	Philipp Baron	AUT	Ferrari 488 GT3 Evo	AM	6	42	2:05.740	16	2:05.477	13	2:05.477	1.658 0.247 167.0
24	88	AF Corse	ITA	Gino Forgione	CHE	Andrea Montermini	ITA	Ferrari 488 GT3 MY 2020	AM*	7	40	2:05.994	9	2:05.629	18	2:05.629	1.810 0.152 166.8
25	26	racing one	DEU	Omar Jackson	GBR	Axcil Jefferies	ZWE	Ferrari 296 GT3	PROAM	10	32	2:06.378	8	2:06.128	4	2:06.128	2.309 0.499 166.1
26	133	Kessel Racing	CHE	Murat Ruhi Cuhadaroglu	TUR	Emanuele Maria Tabacchi	ITA	Ferrari 488 GT3 Evo	AM	8	39	2:09.208	15	2:06.153	18	2:06.153	2.334 0.025 166.1
27	71	AF Corse	ITA	Franck Dezoteux	FRA			Ferrari 488 GT3 MY 2020	AM	9	40	2:06.183	4	2:08.233	17	2:06.183	2.364 0.030 166.1
28	33	Bonaldi Motorsport	ITA	Miloš Pavlović	SRB	Sanporn Jao-Javanil	THA	Lamborghini Huracan GT3 EVO2	PROAM	11	39	2:08.845	15	2:06.344	18	2:06.344	2.525 0.161 165.8
29	66	Greystone GT	GBR	Stewart Proctor	GBR	Lewis Proctor	GBR	McLaren 720S GT3	PROAM	12	28	2:08.698	3	2:06.864	4	2:06.864	3.045 0.520 165.2
30	10	racing one	DEU	Stefan Aust	DEU	Jacob Schell	DEU	Ferrari 488 GT3 2020	AM	10	44	2:07.664	17	2:06.943	19	2:06.943	3.124 0.079 165.1
31	786	GetSpeed	DEU	Kiki Sak Nana	THA	Adam Osieka	DEU	Mercedes AMG GT3 2023	AM	11	47	2:07.350	13	2:07.411	18	2:07.350	3.531 0.407 164.5
32	007	Street-Art Racing	BEL	Jahid Fazal-Karim	FRA	Pascal Bachmann	CHE	Aston Martin GT3 AMR MY2019	AM	12	37	2:07.703	9	2:08.302	3	2:07.703	3.884 0.353 164.1

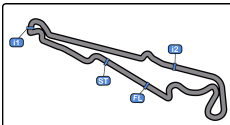
\* PENALTIES

CAR 19 TIME 2:07.752 DELETED TRACK LIMITS AT T 7

Published at:.....

Race Director:	Neus Santamaria Sanromà	Timekeeper:	Luis García
	DPB-0819-ESP/CAT		JOB-1605-ESP/M





**Paul Ricard**  
**International GT Open**  
**Free Practice - 1 - 2**  
**Combined Results**

Paul Ricard 5.822 m.

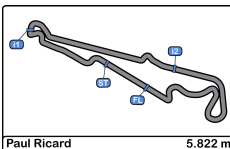


CAR 25	TIME 2:07.120	DELETED TRACK LIMITS AT T 10
CAR 84	TIME 2:06.405	DELETED TRACK LIMITS AT T10
CAR 23	TIME 2:09.314	DELETED TRACK LIMITS AT T 10
CAR 38	TIME 2:08.901	DELETED TRACK LIMITS AT T 10
CAR 26	TIME 2:06.754	DELETED TRACK LIMITS AT T 10
CAR 88	TIME 2:28.240	DELETED TRACK LIMITS AT T 7
CAR 20	TIME 2:07.378	DELETED TRACK LIMITS AT T 10
CAR 6	TIME 2:29.924	DELETED TRACK LIMITS AT T 10
CAR 38	TIME 2:06.009	DELETED TRACK LIMITS AT T 10
CAR 63	TIME 2:07.569	DELETED TRACK LIMITS AT T 10
CAR 66	TIME 2:06.402	DELETED TRACK LIMITS AT T 10
CAR 10	TIME 2:12.763	DELETED TRACK LIMITS AT T 10
CAR 777	TIME 2:04.433	DELETED TRACK LIMITS AT T 10
CAR 777	TIME 2:04.741	DELETED TRACK LIMITS AT T 7
CAR 786	TIME 2:07.425	DELETED TRACK LIMITS AT T 10
CAR 54	TIME 2:06.902	DELETED TRACK LIMITS AT T 10
CAR 25	TIME 2:06.843	DELETED TRACK LIMITS AT T 10
CAR 19	TIME 2:06.576	DELETED TRACK LIMITS AT T 10
CAR 17	TIME 2:05.563	DELETED TRACK LIMITS AT T 10
CAR 25	TIME 2:09.095	DELETED TRACK LIMITS AT T 10
CAR 19	TIME 2:13.927	DELETED TRACK LIMITS AT T 10
CAR 63	TIME 2:06.514	DELETED TRACK LIMITS AT T 10
CAR 26	TIME 2:06.088	DELETED TRACK LIMITS AT T 10
CAR 20	TIME 2:17.672	DELETED TRACK LIMITS AT T 10
CAR 20	TIME 2:05.860	DELETED TRACK LIMITS AT T 10
CAR 786	TIME 2:27.339	DELETED TRACK LIMITS AT T 7
CAR 6	TIME 2:05.657	DELETED TRACK LIMITS AT T 10
CAR 6	TIME 2:07.511	DELETED TRACK LIMITS AT T 7
CAR 63	TIME 2:06.742	DELETED TRACK LIMITS AT T 10
CAR 88	TIME 2:12.626	DELETED TRACK LIMITS AT T 7
CAR 66	TIME 2:05.950	DELETED TRACK LIMITS AT T 10
CAR 777	TIME 2:04.960	DELETED TRACK LIMITS AT T 7
CAR 99	TIME 2:23.251	DELETED TRACK LIMITS AT T 10
CAR 54	TIME 2:07.987	DELETED TRACK LIMITS AT T 7
CAR 777	TIME 2:08.789	DELETED TRACK LIMITS AT T 10

Published at:.....

<b>Race Director:</b>	Neus Santamaría Sanromà	<b>Timekeeper:</b>	Luis García
	DPB-0819-ESP/CAT		JOB-1605-ESP/M





**Paul Ricard**  
**International GT Open**  
**Free Practice - 1 - 2**  
**Combined Results**

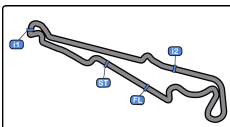


- CAR 99 TIME 2:33.155 DELETED TRACK LIMITS AT T 7
- CAR 786 TIME 2:07.066 DELETED TRACK LIMITS AT T 10
- CAR 38 TIME 2:08.179 DELETED TRACK LIMITS AT T 7
- CAR 65 TIME 2:07.394 DELETED TRACK LIMITS AT T 7
- CAR 20 TIME 2:22.778 DELETED TRACK LIMITS AT T 7
- CAR 11 TIME 2:10.815 DELETED TRACK LIMITS AT T 7
- CAR 911 TIME 2:07.265 DELETED TRACK LIMITS AT T 7
- CAR 17 TIME 2:06.953 DELETED TRACK LIMITS AT T 10
- CAR 777 TIME 2:04.169 DELETED TRACK LIMITS AT T 7
- CAR 51 TIME 2:07.142 DELETED TRACK LIMITS AT T 10
- CAR 88 TIME 2:08.017 DELETED TRACK LIMITS AT T 7
- CAR 66 CRASHED TO TYRE BARRIER T7 - DRIVER OK
- CAR 54 TIME 2:05.862 DELETED TRACK LIMITS AT T 7
- CAR 19 TIME 2:05.807 DELETED TRACK LIMITS AT T 10
- CAR 10 TIME 2:10.174 DELETED TRACK LIMITS AT T 10
- CAR 99 TIME 2:06.725 DELETED TRACK LIMITS AT T 10
- CAR 26 TIME 2:06.996 DELETED TRACK LIMITS AT T 10
- CAR 27 TIME 2:06.050 DELETED TRACK LIMITS AT T 10
- CAR 23 TIME 2:12.063 DELETED TRACK LIMITS AT T 10
- CAR 777 TIME 2:03.983 DELETED TRACK LIMITS AT T 10
- CAR 66 TIME 2:09.391 DELETED TRACK LIMITS AT T 10
- CAR 84 TIME 2:28.039 DELETED TRACK LIMITS AT T 10
- CAR 61 TIME 2:06.439 DELETED TRACK LIMITS AT T 10
- CAR 10 TIME 2:10.981 DELETED TRACK LIMITS AT T 7
- CAR 19 TIME 2:06.965 DELETED TRACK LIMITS AT T 10
- CAR 91 TIME 2:07.410 DELETED TRACK LIMITS AT T 7
- CAR 55 TIME 2:10.217 DELETED TRACK LIMITS AT T 10
- CAR 1007 TIME 2:42.346 DELETED TRACK LIMITS AT T 10
- CAR 27 TIME 2:05.966 DELETED TRACK LIMITS AT T 10
- CAR 786 TIME 2:31.751 DELETED TRACK LIMITS AT T 10
- CAR 11 TIME 2:05.512 DELETED TRACK LIMITS AT T 10
- CAR 17 TIME 2:05.589 DELETED TRACK LIMITS AT T 10
- CAR 27 TIME 2:05.661 DELETED TRACK LIMITS AT T 10
- CAR 61 TIME 2:10.522 DELETED TRACK LIMITS AT T 10
- CAR 6 TIME 2:05.874 DELETED TRACK LIMITS AT T 10

Published at:.....

<b>Race Director:</b>	Neus Santamaría Sanromà	<b>Timekeeper:</b>	Luis García
	DPB-0819-ESP/CAT		JOB-1605-ESP/M





Paul Ricard 5.822 m.

# **Paul Ricard** **International GT Open** **Free Practice - 1 - 2** **Combined Results**

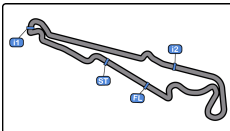


CAR 911 TIME 2:05.721 DELETED TRACK LIMITS AT T 10
CAR 777 TIME 2:05.885 DELETED TRACK LIMITS AT T 10
CAR 33 TIME 2:09.156 DELETED TRACK LIMITS AT T 10
CAR 23 TIME 2:06.240 DELETED TRACK LIMITS AT T 10
CAR 1007 TIME 2:14.408 DELETED TRACK LIMITS AT T 10
CAR 19 TIME 2:08.062 DELETED TRACK LIMITS AT T 10
CAR 63 TIME 2:05.723 DELETED TRACK LIMITS AT T 10
CAR 6 TIME 2:05.377 DELETED TRACK LIMITS AT T 10
CAR 23 TIME 2:05.801 DELETED TRACK LIMITS AT T 10
CAR 911 TIME 2:06.342 DELETED TRACK LIMITS AT T 10
CAR 54 TIME 2:04.848 DELETED TRACK LIMITS AT T 10
CAR 777 TIME 2:04.344 DELETED TRACK LIMITS AT T 10
CAR 786 TIME 2:06.924 DELETED TRACK LIMITS AT T 10
CAR 23 TIME 2:06.387 DELETED TRACK LIMITS AT T 10
CAR 51 TIME 2:27.066 DELETED TRACK LIMITS AT T 10
CAR 19 TIME 2:06.193 DELETED TRACK LIMITS AT T 10
CAR 5 TIME 2:13.296 DELETED TRACK LIMITS AT T 10
CAR 6 TIME 2:04.987 DELETED TRACK LIMITS AT T 10
CAR 26 TIME 2:10.252 DELETED TRACK LIMITS AT T 10
CAR 911 TIME 2:06.635 DELETED TRACK LIMITS AT T 10
CAR 27 TIME 2:06.280 DELETED TRACK LIMITS AT T 10
CAR 25 TIME 2:08.271 DELETED TRACK LIMITS AT T 7
CAR 6 TIME 2:05.096 DELETED TRACK LIMITS AT T 10
CAR 17 TIME 2:08.629 DELETED TRACK LIMITS AT T 7
CAR 911 TIME 2:12.534 DELETED TRACK LIMITS AT T 10
CAR 91 TIME 2:11.511 DELETED TRACK LIMITS AT T 7
CAR 33 TIME 2:09.589 DELETED TRACK LIMITS AT T 10
CAR 8 TIME 2:08.855 DELETED TRACK LIMITS AT T 7
CAR 786 TIME 2:06.987 DELETED TRACK LIMITS AT T 10
CAR 69 TIME 2:04.510 DELETED TRACK LIMITS AT T 10
CAR 17 TIME 2:04.646 DELETED TRACK LIMITS AT T 10
CAR 25 TIME 2:09.505 DELETED TRACK LIMITS AT T 10
CAR 51 TIME 2:06.976 DELETED TRACK LIMITS AT T 10
CAR 17 TIME 2:04.678 DELETED TRACK LIMITS AT T 7
CAR 26 TIME 2:09.504 DELETED TRACK LIMITS AT T 10

Published at:.....

<b>Race Director:</b>		Neus Santamaría Sanromà	<b>Timekeeper:</b> Luis García
		DPB-0819-ESP/CAT	
			 JOB-1605-ESP/M





**Paul Ricard**  
**International GT Open**  
**Free Practice - 1 - 2**  
**Combined Results**

Paul Ricard 5.822 m

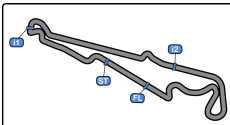


- CAR 23 TIME 2:06.063 DELETED TRACK LIMITS AT T 7
- CAR 69 TIME 2:08.123 DELETED TRACK LIMITS AT T 10
- CAR 99 TIME 2:07.353 DELETED TRACK LIMITS AT T 10
- CAR 33 TIME 2:08.171 DELETED TRACK LIMITS AT T 10
- CAR 777 TIME 3:12.766 DELETED TRACK LIMITS AT T 7
- CAR 63 TIME 2:05.532 DELETED TRACK LIMITS AT T 10
- CAR 8 TIME 2:07.048 DELETED TRACK LIMITS AT T 7
- CAR 54 TIME 2:06.484 DELETED TRACK LIMITS AT T 10
- CAR 91 TIME 2:18.465 DELETED TRACK LIMITS AT T 7
- CAR 786 TIME 2:06.771 DELETED TRACK LIMITS AT T 10
- CAR 27 TIME 2:22.692 DELETED TRACK LIMITS AT T 7
- CAR 777 TIME 2:32.065 DELETED TRACK LIMITS AT T 7
- CAR 10 TIME 2:15.207 DELETED TRACK LIMITS AT T 7
- CAR 38 TIME 2:05.358 DELETED TRACK LIMITS AT T 7
- CAR 786 TIME 2:09.003 DELETED TRACK LIMITS AT T 10
- CAR 10 TIME 2:10.494 DELETED TRACK LIMITS AT T 7
- CAR 38 TIME 2:05.990 DELETED TRACK LIMITS AT T 10
- CAR 61 TIME 2:28.378 DELETED TRACK LIMITS AT T 10
- CAR 38 TIME 2:05.990 DELETED TRACK LIMITS AT T 10
- CAR 11 TIME 2:11.106 DELETED TRACK LIMITS AT T 10
- CAR 10 TIME 2:08.113 DELETED TRACK LIMITS AT T 10
- CAR 33 TIME 2:08.145 DELETED TRACK LIMITS AT T 10
- CAR 99 TIME 2:05.873 DELETED TRACK LIMITS AT T 10
- CAR 38 TIME 2:04.906 DELETED TRACK LIMITS AT T 10
- CAR 786 TIME 2:08.472 DELETED TRACK LIMITS AT T 10
- CAR 27 TIME 2:32.949 DELETED TRACK LIMITS AT T 10
- CAR 66 TIME 2:06.135 DELETED TRACK LIMITS AT T 10
- CAR 786 TIME 2:05.991 DELETED TRACK LIMITS AT T 10
- CAR 786 TIME 2:11.052 DELETED TRACK LIMITS AT T 10
- CAR 71 TIME 2:44.975 DELETED TRACK LIMITS AT T 10
- CAR 133 TIME 2:07.201 DELETED TRACK LIMITS AT T10
- CAR 133 TIME 2:10.645 DELETED TRACK LIMITS AT T 10
- CAR 71 TIME 2:07.951 DELETED TRACK LIMITS AT T 10
- CAR 33 TIME 2:22.946 DELETED TRACK LIMITS AT T 10
- CAR 33 TIME 2:14.280 DELETED TRACK LIMITS AT T 10

Published at:.....

<b>Race Director:</b>	Neus Santamaría Sanromà	<b>Timekeeper:</b>	Luis García
	DPB-0819-ESP/CAT		JOB-1605-ESP/M





**Paul Ricard**  
**International GT Open**  
**Free Practice - 1 - 2**  
**Combined Results**

Paul Ricard 5.822 m.



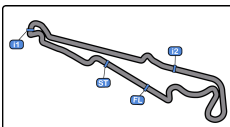
CAR 777	TIME 2:08.850	DELETED TRACK LIMITS AT T 10
CAR 23	TIME 2:26.282	DELETED TRACK LIMITS AT T 10
CAR 51	TIME 2:05.312	DELETED TRACK LIMITS AT T 7
CAR 19	TIME 2:08.485	DELETED TRACK LIMITS AT T 10
CAR 69	TIME 2:08.819	DELETED TRACK LIMITS AT T 10
CAR 51	TIME 2:06.095	DELETED TRACK LIMITS AT T 10
CAR 91	TIME 2:11.654	DELETED TRACK LIMITS AT T 10
CAR 911	TIME 2:23.193	DELETED TRACK LIMITS AT T 10
CAR 6	TIME 2:05.516	DELETED TRACK LIMITS AT T 10
CAR 11	TIME 2:04.850	DELETED TRACK LIMITS AT T 10
CAR 25	TIME 2:52.293	DELETED TRACK LIMITS AT T 10
CAR 786	TIME 2:07.348	DELETED TRACK LIMITS AT T 10
CAR 777	TIME 2:07.979	DELETED TRACK LIMITS AT T 10
CAR 133	TIME 2:06.816	DELETED TRACK LIMITS AT T 10
CAR 84	TIME 2:11.446	DELETED TRACK LIMITS AT T 10
CAR 27	TIME 2:04.982	DELETED TRACK LIMITS AT T 10
CAR 5	TIME 2:05.427	DELETED TRACK LIMITS AT T 10
CAR 69	TIME 2:27.569	DELETED TRACK LIMITS AT T 10
CAR 777	TIME 2:06.760	DELETED TRACK LIMITS AT T 10
CAR 23	TIME 2:06.291	DELETED TRACK LIMITS AT T 10
CAR 51	TIME 2:07.395	DELETED TRACK LIMITS AT T 10
CAR 20	TIME 2:07.985	DELETED TRACK LIMITS AT T 10
CAR 1007	TIME 2:15.334	DELETED TRACK LIMITS AT T 10
CAR 11	TIME 2:05.553	DELETED TRACK LIMITS AT T 10
CAR 786	TIME 2:25.281	DELETED TRACK LIMITS AT T 10
CAR 63	TIME 2:12.807	DELETED TRACK LIMITS AT T 10
CAR 777	TIME 2:14.380	DELETED TRACK LIMITS AT T 7
CAR 786	TIME 2:18.100	DELETED TRACK LIMITS AT T 10
CAR 23	TIME 2:20.696	DELETED TRACK LIMITS AT T 7
CAR 133	TIME 2:07.628	DELETED TRACK LIMITS AT T 10
CAR 8	TIME 2:07.577	DELETED TRACK LIMITS AT T 7
CAR 27	TIME 2:08.878	DELETED TRACK LIMITS AT T 10
CAR 65	TIME 2:11.809	DELETED TRACK LIMITS AT T 10
CAR 99	TIME 2:22.919	DELETED TRACK LIMITS AT T 10
CAR 33	TIME 2:08.925	DELETED TRACK LIMITS AT T 10

Published at:.....

<b>Race Director:</b>	Neus Santamaría Sanromà	<b>Timekeeper:</b>	Luis García
	DPB-0819-ESP/CAT		JOB-1605-ESP/M







**Paul Ricard**  
**International GT Open**  
**Free Practice - 1 - 2**  
**Combined Results**

Paul Ricard 5.822 m

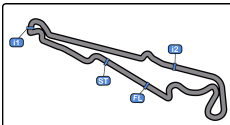


CAR 69 TIME 2:04.812 DELETED TRACK LIMITS AT T 10  
CAR 133 TIME 2:09.974 DELETED TRACK LIMITS AT T 10  
CAR 23 TIME 2:05.504 DELETED TRACK LIMITS AT T 10  
CAR 38 TIME 2:08.961 DELETED TRACK LIMITS AT T 10  
CAR 26 TIME 2:07.931 DELETED TRACK LIMITS AT T 10  
CAR 19 TIME 2:07.029 DELETED TRACK LIMITS AT T 10  
CAR 19 TIME 2:05.977 DELETED TRACK LIMITS AT T 10  
CAR 27 TIME 2:22.784 DELETED TRACK LIMITS AT T 10  
CAR 8 TIME 2:25.830 DELETED TRACK LIMITS AT T 10  
CAR 786 TIME 2:07.737 DELETED TRACK LIMITS AT T 10  
CAR 911 TIME 2:07.844 DELETED TRACK LIMITS AT T 10  
CAR 1007 TIME 2:14.921 DELETED TRACK LIMITS AT T 10  
CAR 33 TIME 2:11.697 DELETED TRACK LIMITS AT T 10  
CAR 17 TIME 2:04.936 DELETED TRACK LIMITS AT T 10  
CAR 11 TIME 2:12.216 DELETED TRACK LIMITS AT T 10  
CAR 84 TIME 2:09.675 DELETED TRACK LIMITS AT T 7  
CAR 88 TIME 2:06.202 DELETED TRACK LIMITS AT T 10  
CAR 84 TIME 2:09.520 DELETED TRACK LIMITS AT T 7  
CAR 54 TIME 2:12.876 DELETED TRACK LIMITS AT T 10  
CAR 27 TIME 2:04.996 DELETED TRACK LIMITS AT T 10  
CAR 786 TIME 2:07.749 DELETED TRACK LIMITS AT T 10  
CAR 99 TIME 2:05.436 DELETED TRACK LIMITS AT T 10  
CAR 91 TIME 2:25.925 DELETED TRACK LIMITS AT T 10  
CAR 25 TIME 2:06.964 DELETED TRACK LIMITS AT T 10  
CAR 133 TIME 2:06.504 DELETED TRACK LIMITS AT T 10  
CAR 786 TIME 2:09.255 DELETED TRACK LIMITS AT T 10  
CAR 27 TIME 2:04.789 DELETED TRACK LIMITS AT T 10  
CAR 51 TIME 2:04.963 DELETED TRACK LIMITS AT T 10  
CAR 8 TIME 2:07.150 DELETED TRACK LIMITS AT T 10  
CAR 10 TIME 2:07.798 DELETED TRACK LIMITS AT T 10  
CAR 911 TIME 2:06.283 DELETED TRACK LIMITS AT T 7  
CAR 69 TIME 2:04.593 DELETED TRACK LIMITS AT T 10  
CAR 5 TIME 2:21.745 DELETED TRACK LIMITS AT T 7  
CAR 38 TIME 2:10.476 DELETED TRACK LIMITS AT T 10  
CAR 8 TIME 2:06.494 DELETED TRACK LIMITS AT T 7

Published at:.....

<b>Race Director:</b>	Neus Santamaría Sanromà	<b>Timekeeper:</b>	Luis García
	DPB-0819-ESP/CAT		JOB-1605-ESP/M





**Paul Ricard**  
**International GT Open**  
**Free Practice - 1 - 2**  
**Combined Results**

Paul Ricard 5.822 m.

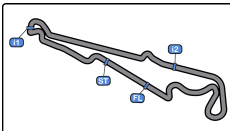


CAR 25 TIME 2:06.772 DELETED TRACK LIMITS AT T 10  
CAR 786 TIME 2:05.626 DELETED TRACK LIMITS AT T 7  
CAR 84 TIME 2:08.964 DELETED TRACK LIMITS AT T 10  
CAR 65 TIME 2:07.073 DELETED TRACK LIMITS AT T 7  
CAR 8 TIME 2:06.017 DELETED TRACK LIMITS AT T 10  
CAR 8 TIME 2:10.861 DELETED TRACK LIMITS AT T 7  
CAR 51 TIME 2:04.938 DELETED TRACK LIMITS AT T 10  
CAR 69 TIME 2:05.189 DELETED TRACK LIMITS AT T 10  
CAR 911 TIME 2:05.671 DELETED TRACK LIMITS AT T 10  
CAR 26 TIME 2:06.452 DELETED TRACK LIMITS AT T 10  
CAR 25 TIME 2:07.330 DELETED TRACK LIMITS AT T 10  
CAR 20 TIME 2:07.758 DELETED TRACK LIMITS AT T 10  
CAR 69 TIME 2:04.365 DELETED TRACK LIMITS AT T 10  
CAR 33 TIME 2:11.565 DELETED TRACK LIMITS AT T 10  
CAR 55 TIME 2:07.400 DELETED TRACK LIMITS AT T 10  
CAR 17 TIME 2:05.737 DELETED TRACK LIMITS AT T 10  
CAR 33 TIME 2:06.840 DELETED TRACK LIMITS AT T 10  
CAR 133 TIME 2:07.293 DELETED TRACK LIMITS AT T 10  
CAR 786 TIME 2:06.429 DELETED TRACK LIMITS AT T 10  
CAR 27 TIME 2:04.788 DELETED TRACK LIMITS AT T 10  
CAR 99 TIME 2:26.482 DELETED TRACK LIMITS AT T 10  
CAR 99 TIME 2:05.255 DELETED TRACK LIMITS AT T 10  
CAR 61 TIME 2:09.056 DELETED TRACK LIMITS AT T 10  
CAR 65 TIME 2:07.528 DELETED TRACK LIMITS AT T 10  
CAR 17 TIME 2:04.215 DELETED TRACK LIMITS AT T 10  
CAR 20 TIME 2:06.783 DELETED TRACK LIMITS AT T 10  
CAR 51 TIME 2:04.239 DELETED TRACK LIMITS AT T 10  
CAR 911 TIME 2:05.739 DELETED TRACK LIMITS AT T 10  
CAR 33 TIME 2:06.062 DELETED TRACK LIMITS AT T 10  
CAR 38 TIME 2:10.384 DELETED TRACK LIMITS AT T 10  
CAR 786 TIME 2:07.100 DELETED TRACK LIMITS AT T 10  
CAR 17 TIME 2:04.684 DELETED TRACK LIMITS AT T 10  
CAR 8 TIME 2:06.106 DELETED TRACK LIMITS AT T 10  
CAR 10 TIME 2:09.156 DELETED TRACK LIMITS AT T 10  
CAR 911 TIME 2:05.822 DELETED TRACK LIMITS AT T 10

Published at:.....

<b>Race Director:</b>	Neus Santamaría Sanromà	<b>Timekeeper:</b>	Luis García
	DPB-0819-ESP/CAT		JOB-1605-ESP/M





**Paul Ricard**  
**International GT Open**  
**Free Practice - 1 - 2**  
**Combined Results**

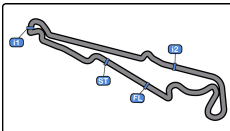


Paul Ricard	5.822 m
CAR 1007	TIME 2:15.517 DELETED TRACK LIMITS AT T 10
CAR 25	TIME 2:06.572 DELETED TRACK LIMITS AT T 10
CAR 777	TIME 2:08.354 DELETED TRACK LIMITS AT T 10
CAR 88	TIME 2:05.128 DELETED TRACK LIMITS AT T 10
CAR 63	TIME 2:12.506 DELETED TRACK LIMITS AT T 10
CAR 91	TIME 2:37.669 DELETED TRACK LIMITS AT T 10
CAR 133	TIME 2:13.545 DELETED TRACK LIMITS AT T 10
CAR 65	TIME 2:05.963 DELETED TRACK LIMITS AT T 10
CAR 99	TIME 2:05.435 DELETED TRACK LIMITS AT T 10
CAR 786	TIME 2:07.425 DELETED TRACK LIMITS AT T 10
CAR 61	TIME 2:13.008 DELETED TRACK LIMITS AT T 10
CAR 20	TIME 2:05.426 DELETED TRACK LIMITS AT T 10
CAR 26	TIME 2:13.779 DELETED TRACK LIMITS AT T 10
CAR 99	TIME 2:06.421 DELETED TRACK LIMITS AT T 10
CAR 20	TIME 2:16.003 DELETED TRACK LIMITS AT T 10
CAR 8	TIME 2:05.621 DELETED TRACK LIMITS AT T 10
CAR 63	TIME 2:07.577 DELETED TRACK LIMITS AT T 7
CAR 17	TIME 2:06.733 DELETED TRACK LIMITS AT T 10
CAR 6	TIME 2:13.105 DELETED TRACK LIMITS AT T 7
CAR 54	TIME 2:07.361 DELETED TRACK LIMITS AT T 10
CAR 23	TIME 2:08.744 DELETED TRACK LIMITS AT T 7
CAR 63	TIME 2:11.687 DELETED TRACK LIMITS AT T 10
CAR 51	TIME 2:08.617 DELETED TRACK LIMITS AT T 7
CAR 19	TIME 2:09.814 DELETED TRACK LIMITS AT T 7
CAR 911	TIME 2:26.086 DELETED TRACK LIMITS AT T 10
CAR 69	TIME 2:08.031 DELETED TRACK LIMITS AT T 10
CAR 91	TIME 2:05.986 DELETED TRACK LIMITS AT T 10
CAR 84	TIME 2:11.303 DELETED TRACK LIMITS AT T 7
CAR 1007	TIME 2:22.072 DELETED TRACK LIMITS AT T 7
CAR 69	TIME 2:06.861 DELETED TRACK LIMITS AT T 7
CAR 51	TIME 2:07.659 DELETED TRACK LIMITS AT T 10
CAR 63	TIME 2:06.409 DELETED TRACK LIMITS AT T 10
CAR 133	TIME 2:10.071 DELETED TRACK LIMITS AT T 10
CAR 20	TIME 2:06.637 DELETED TRACK LIMITS AT T 10
CAR 23	TIME 2:05.310 DELETED TRACK LIMITS AT T 10

Published at:.....

<b>Race Director:</b>	Neus Santamaria Sanromà	<b>Timekeeper:</b>	Luis García
	DPB-0819-ESP/CAT		JOB-1605-ESP/M





**Paul Ricard**  
**International GT Open**  
**Free Practice - 1 - 2**  
**Combined Results**

Paul Ricard 5.822 m.

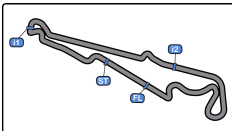


CAR 99	TIME 2:08.006	DELETED TRACK LIMITS AT T 10
CAR 911	TIME 2:06.127	DELETED TRACK LIMITS AT T 10
CAR 33	TIME 2:10.515	DELETED TRACK LIMITS AT T 10
CAR 51	TIME 2:07.783	DELETED TRACK LIMITS AT T 10
CAR 63	TIME 2:07.601	DELETED TRACK LIMITS AT T 10
CAR 23	TIME 2:06.473	DELETED TRACK LIMITS AT T 10
CAR 911	TIME 2:06.273	DELETED TRACK LIMITS AT T 10
CAR 69	TIME 2:08.464	DELETED TRACK LIMITS AT T 10
CAR 5	TIME 2:18.685	DELETED TRACK LIMITS AT T 7
CAR 33	TIME 2:10.945	DELETED TRACK LIMITS AT T 7
CAR 17	TIME 2:05.435	DELETED TRACK LIMITS AT T 7
CAR 23	TIME 2:10.118	DELETED TRACK LIMITS AT T 7
CAR 69	TIME 2:06.415	DELETED TRACK LIMITS AT T 7
CAR 84	TIME 2:09.185	DELETED TRACK LIMITS AT T 7
CAR 38	TIME 2:17.076	DELETED TRACK LIMITS AT T 7
CAR 786	TIME 2:08.376	DELETED TRACK LIMITS AT T 7
CAR 10	TIME 2:08.474	DELETED TRACK LIMITS AT T 10
CAR 63	TIME 2:06.225	DELETED TRACK LIMITS AT T 10
CAR 99	TIME 2:09.076	DELETED TRACK LIMITS AT T 10
CAR 63	TIME 2:09.162	DELETED TRACK LIMITS AT T 10
CAR 51	TIME 2:11.940	DELETED TRACK LIMITS AT T 10
CAR 19	TIME 2:09.165	DELETED TRACK LIMITS AT T 10
CAR 66	TIME 2:11.130	DELETED TRACK LIMITS AT T 10
CAR 911	TIME 2:07.591	DELETED TRACK LIMITS AT T 10
CAR 69	TIME 2:09.583	DELETED TRACK LIMITS AT T 10
CAR 777	TIME 2:06.277	DELETED TRACK LIMITS AT T 10
CAR 10	TIME 2:07.149	DELETED TRACK LIMITS AT T 10
CAR 17	TIME 2:04.766	DELETED TRACK LIMITS AT T 10
CAR 63	TIME 2:09.270	DELETED TRACK LIMITS AT T 10
CAR 51	TIME 2:06.718	DELETED TRACK LIMITS AT T 10
CAR 19	TIME 2:07.966	DELETED TRACK LIMITS AT T 10
CAR 69	TIME 2:06.023	DELETED TRACK LIMITS AT T 10
CAR 84	TIME 2:08.654	DELETED TRACK LIMITS AT T 10
CAR 71	TIME 2:09.042	DELETED TRACK LIMITS AT T 7
CAR 5	TIME 2:18.874	DELETED TRACK LIMITS AT T 7

Published at:.....

<b>Race Director:</b>	Neus Santamaría Sanromà	<b>Timekeeper:</b>	Luis García
	DPB-0819-ESP/CAT		JOB-1605-ESP/M





**Paul Ricard**  
**International GT Open**  
**Free Practice - 1 - 2**  
**Combined Results**

Paul Ricard 5.822 m



CAR 66	TIME 2:09.137	DELETED TRACK LIMITS AT T 7
CAR 23	TIME 2:28.430	DELETED TRACK LIMITS AT T 10
CAR 17	TIME 2:05.546	DELETED TRACK LIMITS AT T 10
CAR 33	TIME 2:10.238	DELETED TRACK LIMITS AT T 10
CAR 51	TIME 2:07.083	DELETED TRACK LIMITS AT T 10
CAR 63	TIME 2:06.284	DELETED TRACK LIMITS AT T 10
CAR 19	TIME 2:07.757	DELETED TRACK LIMITS AT T 10
CAR 23	TIME 2:03.481	DELETED TRACK LIMITS AT T 10
CAR 23	TIME 2:03.057	DELETED TRACK LIMITS AT T 10
CAR 65	TIME 2:04.040	DELETED TRACK LIMITS AT T 10

Published at:.....

<b>Race Director:</b>	Neus Santamaria Sanromà	<b>Timekeeper:</b>	Luis García
	DPB-0819-ESP/CAT		 JOB-1605-ESP/M

