

Red Bull Ring
International GT Open
Free Practice - 2
Provisional Results



Cls	Nº	Entrant/Team	Nat	Driver 1	Nat	Driver 2	Nat	Vehicle	Cat	Cls	Laps	Best	Time	Gap	Interval	Km/h
1	23	Eastalent-Racing		Simon Reicher		Christopher Haase		Audi R8 LMS GT3 Evo II	PRO	1	11	9	1:29.666			173.6
2	69	Optimum Motorsport		Samuel De Haan		Charlie Fagg		McLaren 720S GT3	PRO	2	32	4	1:29.739	0.073	0.073	173.5
3	38	Kessel Racing		Nicolò Rosi		Niccolò Schirò		Ferrari 296 GT3	PROAM	1	26	23	1:29.968	0.302	0.229	173.1
4	777	Olimp Racing		Marcin Jedliński		Karol Basz		Audi R8 LMS 2018	PROAM	2	29	22	1:30.049	0.383	0.081	172.9
5	54	CBRX by SPS		Dexter Müller		Yannick Mettler		Mercedes AMG GT3	PROAM	3	29	7	1:30.221	0.555	0.172	172.6
6	25	AF Corse		Alessandro Cozzi		Giorgio Sernagiotto		Ferrari 296 GT3	AM*	1	29	7	1:30.223	0.557	0.002	172.6
7	51	AF Corse		Nicola Marinangeli		Riccardo Agostini		Ferrari 296 GT3	PRO	3	30	28	1:30.334	0.668	0.111	172.4
8	88	AF Corse		Gino Forgione		Andrea Montermini		Ferrari 488 GT3 MY 2020	AM*	2	33	31	1:30.420	0.754	0.086	172.2
9	66	Greystone GT		Stewart Proctor		Lewis Proctor		McLaren 720S GT3	PROAM	4	33	5	1:30.485	0.819	0.065	172.1
10	84	Altitude Racing by Optimum Motorsport		Andrew Gilbert		Fran Rueda		McLaren 720S GT3	PROAM	5	32	8	1:30.485	0.819	0.000	172.1
11	91	Team Baron Motorsport		Ernst Kirchmayr		Philipp Baron		Ferrari 488 GT3 Evo	AM	3	31	21	1:30.552	0.886	0.067	171.9
12	27	AF Corse		Marco Pulcini		Eddie Cheever III		Ferrari 296 GT3	PROAM	6	27	14	1:30.635	0.969	0.083	171.8
13	6	GetSpeed		Anthony Bartone		Aaron Walker		Mercedes AMG GT3 2023	PRO	4	33	7	1:30.663	0.997	0.028	171.7
14	63	Oregon Team		Pierre Louis Chovet		Maximilian Paul		Lamborghini Huracan GT3 EVO2	PRO	5	31	19	1:30.785	1.119	0.122	171.5
15	786	GetSpeed		Kiki Sak Nana		Adam Osieka		Mercedes AMG GT3 2023	AM	4	29	11	1:30.829	1.163	0.044	171.4
16	61	AF Corse		Jean-Claude Saada		Conrad Grunewald		Ferrari 488 GT3 MY 2020	AM*	5	33	9	1:30.834	1.168	0.005	171.4
17	911	GetSpeed		Axel Blom		Steve Jans		Mercedes AMG GT3 2023	PROAM	7	28	3	1:30.942	1.276	0.108	171.2
18	17	Team Motopark		Diego Menchaca		Marcos Siebert		Mercedes AMG GT3 2020	PRO	6	26	7	1:30.995	1.329	0.053	171.1
19	19	Oregon Team		Pietro Perolini		Daan Arrow		Lamborghini Huracan GT3 EVO2	PRO	7	33	9	1:31.085	1.419	0.090	170.9
20	65	Team Motopark		Heiko Neumann		Timo Rumpfkeil		Mercedes AMG GT3 2020	AM	6	30	22	1:31.154	1.488	0.069	170.8
21	33	Bonaldi Motorsport		Miloš Pavlović		Sanporn Jao-Javanil		Lamborghini Huracan GT3 EVO2	PROAM	8	29	26	1:31.198	1.532	0.044	170.7
22	20	SPS Automotive Performance		Reece Barr		Mikaeel Pitamber		Mercedes AMG GT3	PRO	8	29	7	1:31.441	1.775	0.243	170.3
23	8	Il Barone Rampante		Giuseppe Cipriani				Lamborghini Huracan GT3 EVO	AM	7	13	8	1:32.085	2.419	0.644	169.1
24	5	Olimp Racing		Stanislaw Jedliński		Krystian Korzeniowski		Ferrari 296 GT3	AM	8	26	4	1:32.330	2.664	0.245	168.6
25	007	Street-Art Racing		Jahid Fazal-Karim		Pascal Bachmann		Aston Martin GT3 AMR MY2019	AM	9	29	16	1:33.507	3.841	1.177	166.5

*** PENALTIES**

CAR 61 TIME 1:31.521 DELETED TRACK LIMITS AT T 10 + NEXT LAP

CAR 51 TIME 14:10:58.475 DELETED TRACK LIMITS AT T 10 + NEXT LAP

CAR 25 TIME 1:40.149 DELETED TRACK LIMITS AT T 9

CAR 8 TIME 1:33.892 DELETED TRACK LIMITS AT T 9

CAR 20 TIME 1:33.594 DELETED TRACK LIMITS AT T 9

CAR 27 TIME 1:32.634 DELETED TRACK LIMITS AT T 9

CAR 66 TIME 1:30.917 DELETED TRACK LIMITS AT T 9

Published at:.....

Track Temp: **41.5 °C** Air Temp: **25.9 °C** Humidity: **43 %** Track Status: **DRY**

Race Director:

Neus Santamaría Sanromá

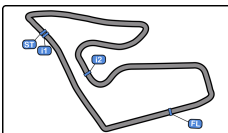
DPB-0819-ESP/CAT

Timekeeper:

Luis García

JOB-1605-ESP/M





Red Bull Ring
International GT Open
Free Practice - 2
Provisional Results



CAR 88	TIME 1:32.863	DELETED TRACK LIMITS AT T 10 + NEXT LAP
CAR 84	TIME 1:35.375	DELETED TRACK LIMITS AT T 9
CAR 27	TIME 1:32.139	DELETED TRACK LIMITS AT T 9
CAR 5	TIME 1:30.530	DELETED TRACK LIMITS AT T 9
CAR 66	TIME 1:30.359	DELETED TRACK LIMITS AT T 9
CAR 65	TIME 1:31.718	DELETED TRACK LIMITS AT T 9
CAR 51	TIME 1:31.282	DELETED TRACK LIMITS AT T 10 + NEXT LAP
CAR 84	TIME 1:33.274	DELETED TRACK LIMITS AT T 9
CAR 61	TIME 1:31.382	DELETED TRACK LIMITS AT T 10 + NEXT LAP
CAR 19	TIME 1:32.635	DELETED TRACK LIMITS AT T 9
CAR 8	TIME 1:33.096	DELETED TRACK LIMITS AT T 9
CAR 54	TIME 1:30.816	DELETED TRACK LIMITS AT T10 + NEXT LAP
CAR 911	TIME 1:31.428	DELETED TRACK LIMITS AT T 9
CAR 20	TIME 1:32.096	DELETED TRACK LIMITS AT T 9
CAR 007	TIME 1:40.364	DELETED TRACK LIMITS AT T 9
CAR 777	TIME 1:32.740	DELETED TRACK LIMITS AT T 9
CAR 69	TIME 1:29.886	DELETED TRACK LIMITS AT T 9
CAR 65	TIME 1:31.109	DELETED TRACK LIMITS AT T 9
CAR 25	TIME 1:31.155	DELETED TRACK LIMITS AT T 9
CAR 84	TIME 1:31.713	DELETED TRACK LIMITS AT T 9
CAR 777	TIME 1:35.947	DELETED TRACK LIMITS AT T 1
CAR 19	TIME 1:33.571	DELETED TRACK LIMITS AT T 9
CAR 911	TIME 1:30.897	DELETED TRACK LIMITS AT T 9
CAR 25	TIME 1:30.786	DELETED TRACK LIMITS AT T 1
CAR 65	TIME 1:30.929	DELETED TRACK LIMITS AT T9
CAR 51	TIME 1:30.763	DELETED TRACK LIMITS AT T 10 + NEXT LAP
CAR 911	TIME 1:41.108	DELETED TRACK LIMITS AT T 9
CAR 27	TIME 1:31.756	DELETED TRACK LIMITS AT T 9
CAR 007	TIME 1:34.610	DELETED TRACK LIMITS AT T 9
CAR 63	TIME 1:31.201	DELETED TRACK LIMITS AT T 9
CAR 911	TIME 1:31.037	DELETED TRACK LIMITS AT T 1
CAR 65	TIME 1:31.747	DELETED TRACK LIMITS AT T 9
CAR 25	TIME 1:30.312	DELETED TRACK LIMITS AT T 10 + NEXT LAP
CAR 88	TIME 1:32.316	DELETED TRACK LIMITS AT T 9
CAR 8	TIME 1:31.739	DELETED TRACK LIMITS AT T 9

Published at:.....

Track Temp: **41.5 °C** Air Temp: **25.9 °C** Humidity: **43 %** Track Status: **DRY**

Race Director:

Neus Santamaría Sanromà

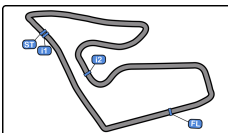
DPB-0819-ESP/CAT

Timekeeper:

Luis García

JOB-1605-ESP/M





Red Bull Ring
International GT Open
Free Practice - 2
Provisional Results



Red Bull Ring

4.326 m.

CAR 38 TIME 1:30.352 DELETED TRACK LIMITS AT T 9

CAR 91 TIME 1:32.623 DELETED TRACK LIMITS AT T 9

CAR 23 TIME 1:29.889 DELETED TRACK LIMITS AT T 9

CAR 777 TIME 1:33.893 DELETED TRACK LIMITS AT T 9

CAR 88 TIME 1:31.986 DELETED TRACK LIMITS AT T 9

CAR 6 TIME 1:30.583 DELETED TRACK LIMITS AT T 9

CAR 51 TIME 1:31.078 DELETED TRACK LIMITS AT T 9

CAR 27 TIME 1:31.589 DELETED TRACK LIMITS AT T 9

CAR 007 TIME 1:34.092 DELETED TRACK LIMITS AT T 9

CAR 88 TIME 1:31.744 DELETED TRACK LIMITS AT T 9

CAR 33 TIME 1:33.945 DELETED TRACK LIMITS AT T 9

CAR 23 TIME 1:30.448 DELETED TRACK LIMITS AT T 9

CAR 38 TIME 3:11.448 DELETED TRACK LIMITS AT T 9

CAR 20 TIME 1:32.339 DELETED TRACK LIMITS AT T 9

CAR 66 TIME 2:53.352 DELETED TRACK LIMITS AT T 9

CAR 27 TIME 1:32.064 DELETED TRACK LIMITS AT T 9

CAR 69 TIME 1:31.295 DELETED TRACK LIMITS AT T 9

CAR 777 TIME 1:31.986 DELETED TRACK LIMITS AT T 9

CAR 786 TIME 1:31.103 DELETED TRACK LIMITS AT T 9

CAR 54 TIME 1:30.438 DELETED TRACK LIMITS AT T 9

CAR 33 TIME 1:35.190 DELETED TRACK LIMITS AT T 9

CAR 88 TIME 1:36.027 DELETED TRACK LIMITS AT T 9

CAR 5 TIME 1:46.106 DELETED TRACK LIMITS AT T 9

CAR 20 TIME 1:31.488 DELETED TRACK LIMITS AT T 9

CAR 69 TIME 1:31.027 DELETED TRACK LIMITS AT T 9

CAR 786 TIME 1:31.925 DELETED TRACK LIMITS AT T 9

CAR 63 TIME 1:34.057 DELETED TRACK LIMITS AT T 9

CAR 54 TIME 1:30.584 DELETED TRACK LIMITS AT T 9

CAR 51 TIME 3:32.916 DELETED TRACK LIMITS AT T TEAM MANAGERS CAR 19 REPORT TO RACE CONTROL IMMEDIATELY

CAR 51 TIME 3:32.916 DELETED TRACK LIMITS AT T10 + NEXT LAP

CAR 19 TIME 1:31.327 DELETED TRACK LIMITS AT T 9

CAR 6 TIME 1:32.204 DELETED TRACK LIMITS AT 9

CAR 33 TIME 1:33.786 DELETED TRACK LIMITS AT T 9

CAR 25 TIME 1:32.570 DELETED TRACK LIMITS AT T 9

CAR 8 TIME 1:33.564 DELETED TRACK LIMITS AT T 9

Published at:.....

Track Temp: **41.5 °C** Air Temp: **25.9 °C** Humidity: **43 %** Track Status: **DRY**

Race Director:

Neus Santamaría Sanromà

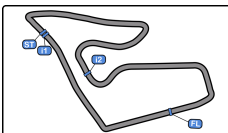
DPB-0819-ESP/CAT

Timekeeper:

Luis García

JOB-1605-ESP/M





Red Bull Ring
International GT Open
Free Practice - 2
Provisional Results



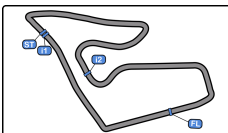
CAR 19	TIME 1:31.165	DELETED TRACK LIMITS AT T 10 + NEXT LAP
CAR 63	TIME 1:31.325	DELETED TRACK LIMITS AT T 9
CAR 20	TIME 1:31.112	DELETED TRACK LIMITS AT T 9
CAR 911	TIME 1:32.011	DELETED TRACK LIMITS AT T 9
CAR 6	TIME 1:32.176	DELETED TRACK LIMITS AT T 9
CAR 007	TIME 1:34.186	DELETED TRACK LIMITS AT T 9
CAR 25	TIME 1:33.653	DELETED TRACK LIMITS AT T 9
CAR 27	TIME 1:30.615	DELETED TRACK LIMITS AT T 9
CAR 777	TIME 1:32.070	DELETED TRACK LIMITS AT T 9
CAR 33	TIME 1:33.964	DELETED TRACK LIMITS AT T 9
CAR 69	TIME 1:31.400	DELETED TRACK LIMITS AT T 9
CAR 20	TIME 1:31.169	DELETED TRACK LIMITS AT T 9
CAR 777	TIME 1:32.858	DELETED TRACK LIMITS AT T 1
CAR 51	TIME 1:34.974	DELETED TRACK LIMITS AT T 9
CAR 25	TIME 1:31.919	DELETED TRACK LIMITS AT T 1
CAR 007	TIME 1:33.313	DELETED TRACK LIMITS AT T 9
CAR 33	TIME 1:34.367	DELETED TRACK LIMITS AT T 9
CAR 786	TIME 1:31.085	DELETED TRACK LIMITS AT T 9
CAR 20	TIME 1:30.852	DELETED TRACK LIMITS AT T 9
CAR 51	TIME 1:31.574	DELETED TRACK LIMITS AT T 9
CAR 33	TIME 1:33.754	DELETED TRACK LIMITS AT T 9
CAR 20	TIME 1:30.785	DELETED TRACK LIMITS AT T 9
CAR 33	TIME 1:33.963	DELETED TRACK LIMITS AT T 9
CAR 69	TIME 1:31.114	DELETED TRACK LIMITS AT T 9
CAR 63	TIME 4:16.272	DELETED TRACK LIMITS AT T 9
CAR 786	TIME 2:42.187	DELETED TRACK LIMITS AT T 10 + NEXT LAP
CAR 38	TIME 1:32.254	DELETED TRACK LIMITS AT T 9
CAR 27	TIME 1:30.964	DELETED TRACK LIMITS AT T 1
CAR 33	TIME 1:33.868	DELETED TRACK LIMITS AT T 9
CAR 54	TIME 1:30.988	DELETED TRACK LIMITS AT T 9
CAR 38	TIME 1:32.496	DELETED TRACK LIMITS AT T 9
CAR 63	TIME 1:31.014	DELETED TRACK LIMITS AT T 9
CAR 19	TIME 1:32.853	DELETED TRACK LIMITS AT T 9
CAR 777	TIME 3:53.421	DELETED TRACK LIMITS AT T 9
CAR 27	TIME 1:33.863	DELETED TRACK LIMITS AT T 9

Published at:.....

Track Temp: **41.5 °C** Air Temp: **25.9 °C** Humidity: **43 %** Track Status: **DRY**

Race Director:	Neus Santamaría Sanromà	Timekeeper:	Luis García
	DPB-0819-ESP/CAT		JOB-1605-ESP/M





Red Bull Ring
International GT Open
Free Practice - 2
Provisional Results



Red Bull Ring 4.326 m.

CAR 19 TIME 1:39.727 DELETED TRACK LIMITS AT T 9
CAR 911 TIME 1:32.126 DELETED TRACK LIMITS AT T 9
CAR 27 TIME 1:30.259 DELETED TRACK LIMITS AT T 1
CAR 17 TIME 1:31.002 DELETED TRACK LIMITS AT T 9
CAR 19 TIME 1:32.717 DELETED TRACK LIMITS AT T 9
CAR 911 TIME 1:31.814 DELETED TRACK LIMITS AT T 9
CAR 33 TIME 3:21.284 DELETED TRACK LIMITS AT T 9
CAR 6 TIME 1:32.646 DELETED TRACK LIMITS AT T 9
CAR 65 TIME 1:31.230 DELETED TRACK LIMITS AT T 9
CAR 69 TIME 1:30.798 DELETED TRACK LIMITS AT T 9
CAR 51 TIME 1:31.494 DELETED TRACK LIMITS AT T 9
CAR 17 TIME 1:31.174 DELETED TRACK LIMITS AT T 9
CAR 777 TIME 1:30.216 DELETED TRACK LIMITS AT T 9
CAR 33 TIME 1:32.824 DELETED TRACK LIMITS AT T 9
CAR 88 TIME 1:31.202 DELETED TRACK LIMITS AT T 9
CAR 6 TIME 1:32.389 DELETED TRACK LIMITS AT T 9
CAR 65 TIME 1:34.247 DELETED TRACK LIMITS AT T 9
CAR 51 TIME 1:30.529 DELETED TRACK LIMITS AT T 9
CAR 33 TIME 1:33.275 DELETED TRACK LIMITS AT T 9
CAR 61 TIME 1:32.971 DELETED TRACK LIMITS AT T 9
CAR 17 TIME 1:31.248 DELETED TRACK LIMITS AT T 9
CAR 69 TIME 1:31.155 DELETED TRACK LIMITS AT T 1
CAR 007 TIME 2:06.889 DELETED TRACK LIMITS AT T 9
CAR 61 TIME 1:34.303 DELETED TRACK LIMITS AT T 9
CAR 25 TIME 1:32.267 DELETED TRACK LIMITS AT T 9
CAR 007 TIME 1:37.447 DELETED TRACK LIMITS AT T 10 + NEXT LAP
CAR 63 TIME 1:31.926 DELETED TRACK LIMITS AT T 9
CAR 786 TIME 1:32.288 DELETED TRACK LIMITS AT T 9
CAR 19 TIME 1:34.249 DELETED TRACK LIMITS AT T 9
CAR 25 TIME 1:32.548 DELETED TRACK LIMITS AT T 9
CAR 27 TIME 1:34.232 DELETED TRACK LIMITS AT T 9
CAR 33 TIME 1:32.197 DELETED TRACK LIMITS AT T 9
CAR 88 TIME 1:30.790 DELETED TRACK LIMITS AT T 9
CAR 6 TIME 1:31.749 DELETED TRACK LIMITS AT T 9
CAR 84 TIME 1:32.872 DELETED TRACK LIMITS AT T 9

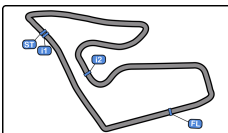
Published at:.....

Track Temp: **41.5 °C** Air Temp: **25.9 °C** Humidity: **43 %** Track Status: **DRY**

Race Director: Neus Santamaría Sanromà
DPB-0819-ESP/CAT

Timekeeper: Luis García
JOB-1605-ESP/M





Red Bull Ring
International GT Open
Free Practice - 2
Provisional Results



Red Bull Ring 4.326 m.

CAR 61 TIME 1:32.877 DELETED TRACK LIMITS AT T 9

CAR 5 TIME 1:30.839 DELETED TRACK LIMITS AT T 10 + NEXT LAP

CAR 19 TIME 2:58.286 DELETED TRACK LIMITS AT T 9

CAR 51 TIME 1:30.464 DELETED TRACK LIMITS AT T 9

CAR 65 TIME 1:30.872 DELETED TRACK LIMITS AT T 9

CAR 84 TIME 1:33.230 DELETED TRACK LIMITS AT T 9

CAR 63 TIME 1:31.617 DELETED TRACK LIMITS AT T 9

CAR 6 TIME 1:31.340 DELETED TRACK LIMITS AT T 9

CAR 33 TIME 1:32.012 DELETED TRACK LIMITS AT T 9

CAR 54 TIME 1:34.437 DELETED TRACK LIMITS AT T 9

CAR 20 TIME 1:31.898 DELETED TRACK LIMITS AT T 9

CAR 65 TIME 1:31.108 DELETED TRACK LIMITS AT T 9

CAR 69 TIME 1:30.428 DELETED TRACK LIMITS AT T 9

CAR 84 TIME 1:33.235 DELETED TRACK LIMITS AT T 9

CAR 6 TIME 1:31.881 DELETED TRACK LIMITS AT T 9

CAR 5 TIME 1:30.213 DELETED TRACK LIMITS AT T 10 + NEXT LAP

CAR 007 TIME 1:36.157 DELETED TRACK LIMITS AT T 9

CAR 33 TIME 1:31.288 DELETED TRACK LIMITS AT T 9

CAR 51 TIME 1:30.886 DELETED TRACK LIMITS AT T 9

CAR 19 TIME 1:33.982 DELETED TRACK LIMITS AT T 9

CAR 66 TIME 2:41.340 DELETED TRACK LIMITS AT T 9

CAR 65 TIME 1:30.992 DELETED TRACK LIMITS AT T 9

CAR 88 TIME 1:30.584 DELETED TRACK LIMITS AT T 9

Published at:.....

Track Temp: **41.5 °C** Air Temp: **25.9 °C** Humidity: **43 %** Track Status: **DRY**

Race Director:

Neus Santamaría Sanromà

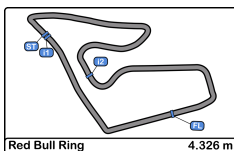
DPB-0819-ESP/CAT

Timekeeper:

Luis García

JOB-1605-ESP/M










Red Bull Ring
International GT Open
Free Practice - 2
Provisional Results by Category



PRO																
Cls	N°	Entrant/Team	Nat	Driver 1	Nat	Driver 2	Nat	Vehicle	Cat	Cls	Laps	Best	Time	Gap	Interval	Km/h
1	23	Eastalent-Racing	 AUT	Simon Reicher	 AUT	Christopher Haase	 DEU	Audi R8 LMS GT3 Evo II	PRO	1	11	9	1:29.666			173.6
2	69	Optimum Motorsport	 GBR	Samuel De Haan	 GBR	Charlie Fagg	 GBR	McLaren 720S GT3	PRO	2	32	4	1:29.739	0.073	0.073	173.5
3	51	AF Corse	 ITA	Nicola Marinangeli	 ITA	Riccardo Agostini	 ITA	Ferrari 296 GT3	PRO	3	30	28	1:30.334	0.668	0.595	172.4
4	6	GetSpeed	 DEU	Anthony Bartone	 USA	Aaron Walker	 GBR	Mercedes AMG GT3 2023	PRO	4	33	7	1:30.663	0.997	0.329	171.7
5	63	Oregon Team	 ITA	Pierre Louis Chovet	 FRA	Maximilian Paul	 DEU	Lamborghini Huracan GT3 EVO2	PRO	5	31	19	1:30.785	1.119	0.122	171.5
6	17	Team Motopark	 DEU	Diego Menchaca	 MEX	Marcos Siebert	 ARG	Mercedes AMG GT3 2020	PRO	6	26	7	1:30.995	1.329	0.210	171.1
7	19	Oregon Team	 ITA	Pietro Perolini	 ITA	Daan Arrow	 NLD	Lamborghini Huracan GT3 EVO2	PRO	7	33	9	1:31.085	1.419	0.090	170.9
8	20	SPS Automotive Performance	 DEU	Reece Barr	 IRL	Mikaeel Pitamber	 ZAF	Mercedes AMG GT3	PRO	8	29	7	1:31.441	1.775	0.356	170.3

PROAM																
Cls	N°	Entrant/Team	Nat	Driver 1	Nat	Driver 2	Nat	Vehicle	Cat	Cls	Laps	Best	Time	Gap	Interval	Km/h
1	38	Kessel Racing	 CHE	Nicolò Rosi	 CHE	Niccolò Schirò	 ITA	Ferrari 296 GT3	PROAM	1	26	23	1:29.968			173.1
2	777	Olimp Racing	 POL	Marcin Jedliński	 POL	Karol Basz	 POL	Audi R8 LMS 2018	PROAM	2	29	22	1:30.049	0.081	0.081	172.9
3	54	CBRX by SPS	 DEU	Dexter Müller	 CHE	Yannick Mettler	 CHE	Mercedes AMG GT3	PROAM	3	29	7	1:30.221	0.253	0.172	172.6
4	66	Greystone GT	 GBR	Stewart Proctor	 GBR	Lewis Proctor	 GBR	McLaren 720S GT3	PROAM	4	33	5	1:30.485	0.517	0.264	172.1
5	84	Altitude Racing by Optimum Motorsport	 GBR	Andrew Gilbert	 GBR	Fran Rueda	 ESP	McLaren 720S GT3	PROAM	5	32	8	1:30.485	0.517	0.000	172.1
6	27	AF Corse	 ITA	Marco Pulcini	 ITA	Eddie Cheever III	 ITA	Ferrari 296 GT3	PROAM	6	27	14	1:30.635	0.667	0.150	171.8
7	911	GetSpeed	 DEU	Axel Blom	 FIN	Steve Jans	 LUX	Mercedes AMG GT3 2023	PROAM	7	28	3	1:30.942	0.974	0.307	171.2
8	33	Bonaldi Motorsport	 ITA	Miloš Pavlović	 SRB	Sanporn Jao-Javanil	 THA	Lamborghini Huracan GT3 EVO2	PROAM	8	29	26	1:31.198	1.230	0.256	170.7

AM																
Cls	N°	Entrant/Team	Nat	Driver 1	Nat	Driver 2	Nat	Vehicle	Cat	Cls	Laps	Best	Time	Gap	Interval	Km/h
1	25	AF Corse	 ITA	Alessandro Cozzi	 ITA	Giorgio Sernagiotto	 ITA	Ferrari 296 GT3	AM*	1	29	7	1:30.223			172.6
2	88	AF Corse	 ITA	Gino Forgione	 CHE	Andrea Montermini	 ITA	Ferrari 488 GT3 MY 2020	AM*	2	33	31	1:30.420	0.197	0.197	172.2
3	91	Team Baron Motorsport	 AUT	Ernst Kirchmayr	 AUT	Philipp Baron	 AUT	Ferrari 488 GT3 Evo	AM	3	31	21	1:30.552	0.329	0.132	171.9
4	786	GetSpeed	 DEU	Kiki Sak Nana	 THA	Adam Osieka	 DEU	Mercedes AMG GT3 2023	AM	4	29	11	1:30.829	0.606	0.277	171.4
5	61	AF Corse	 ITA	Jean-Claude Saada	 USA	Conrad Grunewald	 USA	Ferrari 488 GT3 MY 2020	AM*	5	33	9	1:30.834	0.611	0.005	171.4
6	65	Team Motopark	 DEU	Heiko Neumann	 DEU	Timo Rumpfkeil	 DEU	Mercedes AMG GT3 2020	AM	6	30	22	1:31.154	0.931	0.320	170.8
7	8	Il Barone Rampante	 ITA	Giuseppe Cipriani	 ITA			Lamborghini Huracan GT3 EVO	AM	7	13	8	1:32.085	1.862	0.931	169.1
8	5	Olimp Racing	 POL	Stanislaw Jedliński	 POL	Krystian Korzeniowski	 POL	Ferrari 296 GT3	AM	8	26	4	1:32.330	2.107	0.245	168.6
9	007	Street-Art Racing	 BEL	Jahid Fazal-Karim	 FRA	Pascal Bachmann	 CHE	Aston Martin GT3 AMR MY2019	AM	9	29	16	1:33.507	3.284	1.177	166.5

Published at:.....

Track Temp: 41.5 °C Air Temp: 25.9 °C Humidity: 43 % Track Status: DRY

Race Director:

Neus Santamaría Sanromá

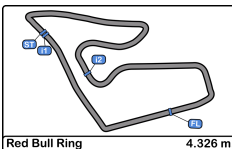
DPB-0819-ESP/CAT

Timekeeper:

Luis García

JOB-1605-ESP/M





Red Bull Ring

International GT Open

Free Practice - 2

Provisional Results by Category



* PENALTIES

CAR 61 TIME 1:31.521 DELETED TRACK LIMITS AT T 10 + NEXT LAP
CAR 51 TIME 14:10:58.475 DELETED TRACK LIMITS AT T 10 + NEXT LAP
CAR 25 TIME 1:40.149 DELETED TRACK LIMITS AT T 9
CAR 8 TIME 1:33.892 DELETED TRACK LIMITS AT T 9
CAR 20 TIME 1:33.594 DELETED TRACK LIMITS AT T 9
CAR 27 TIME 1:32.634 DELETED TRACK LIMITS AT T 9
CAR 66 TIME 1:30.917 DELETED TRACK LIMITS AT T 9
CAR 88 TIME 1:32.863 DELETED TRACK LIMITS AT T 10 + NEXT LAP
CAR 84 TIME 1:35.375 DELETED TRACK LIMITS AT T 9
CAR 27 TIME 1:32.139 DELETED TRACK LIMITS AT T 9
CAR 5 TIME 1:30.530 DELETED TRACK LIMITS AT T 9
CAR 66 TIME 1:30.359 DELETED TRACK LIMITS AT T 9
CAR 65 TIME 1:31.718 DELETED TRACK LIMITS AT T 9
CAR 51 TIME 1:31.282 DELETED TRACK LIMITS AT T 10 + NEXT LAP
CAR 84 TIME 1:33.274 DELETED TRACK LIMITS AT T 9
CAR 61 TIME 1:31.382 DELETED TRACK LIMITS AT T 10 + NEXT LAP
CAR 19 TIME 1:32.635 DELETED TRACK LIMITS AT T 9
CAR 8 TIME 1:33.096 DELETED TRACK LIMITS AT T 9
CAR 54 TIME 1:30.816 DELETED TRACK LIMITS AT T10 + NEXT LAP
CAR 911 TIME 1:31.428 DELETED TRACK LIMITS AT T 9
CAR 20 TIME 1:32.096 DELETED TRACK LIMITS AT T 9
CAR 007 TIME 1:40.364 DELETED TRACK LIMITS AT T 9
CAR 777 TIME 1:32.740 DELETED TRACK LIMITS AT T 9
CAR 69 TIME 1:29.886 DELETED TRACK LIMITS AT T 9
CAR 65 TIME 1:31.109 DELETED TRACK LIMITS AT T 9
CAR 25 TIME 1:31.155 DELETED TRACK LIMITS AT T 9
CAR 84 TIME 1:31.713 DELETED TRACK LIMITS AT T 9
CAR 777 TIME 1:35.947 DELETED TRACK LIMITS AT T 1
CAR 19 TIME 1:33.571 DELETED TRACK LIMITS AT T 9
CAR 911 TIME 1:30.897 DELETED TRACK LIMITS AT T 9
CAR 25 TIME 1:30.786 DELETED TRACK LIMITS AT T 1
CAR 65 TIME 1:30.929 DELETED TRACK LIMITS AT T9
CAR 51 TIME 1:30.763 DELETED TRACK LIMITS AT T 10 + NEXT LAP
CAR 911 TIME 1:41.108 DELETED TRACK LIMITS AT T 9

Published at:.....

Track Temp: 41.5 °C Air Temp: 25.9 °C Humidity: 43 % Track Status: DRY

Race Director:

Neus Santamaría Sanromà

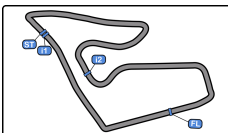
DPB-0819-ESP/CAT

Timekeeper:

Luis García

JOB-1605-ESP/M





Red Bull Ring
International GT Open
Free Practice - 2

Provisional Results by Category

Red Bull Ring

4.326 m.



CAR 27 TIME 1:31.756 DELETED TRACK LIMITS AT T 9
CAR 007 TIME 1:34.610 DELETED TRACK LIMITS AT T 9
CAR 63 TIME 1:31.201 DELETED TRACK LIMITS AT T 9
CAR 911 TIME 1:31.037 DELETED TRACK LIMITS AT T 1
CAR 65 TIME 1:31.747 DELETED TRACK LIMITS AT T 9
CAR 25 TIME 1:30.312 DELETED TRACK LIMITS AT T 10 + NEXT LAP
CAR 88 TIME 1:32.316 DELETED TRACK LIMITS AT T 9
CAR 8 TIME 1:31.739 DELETED TRACK LIMITS AT T 9
CAR 38 TIME 1:30.352 DELETED TRACK LIMITS AT T 9
CAR 91 TIME 1:32.623 DELETED TRACK LIMITS AT T 9
CAR 23 TIME 1:29.889 DELETED TRACK LIMITS AT T 9
CAR 777 TIME 1:33.893 DELETED TRACK LIMITS AT T 9
CAR 88 TIME 1:31.986 DELETED TRACK LIMITS AT T 9
CAR 6 TIME 1:30.583 DELETED TRACK LIMITS AT T 9
CAR 51 TIME 1:31.078 DELETED TRACK LIMITS AT T 9
CAR 27 TIME 1:31.589 DELETED TRACK LIMITS AT T 9
CAR 007 TIME 1:34.092 DELETED TRACK LIMITS AT T 9
CAR 88 TIME 1:31.744 DELETED TRACK LIMITS AT T 9
CAR 33 TIME 1:33.945 DELETED TRACK LIMITS AT T 9
CAR 23 TIME 1:30.448 DELETED TRACK LIMITS AT T 9
CAR 38 TIME 3:11.448 DELETED TRACK LIMITS AT T 9
CAR 20 TIME 1:32.339 DELETED TRACK LIMITS AT T 9
CAR 66 TIME 2:53.352 DELETED TRACK LIMITS AT T 9
CAR 27 TIME 1:32.064 DELETED TRACK LIMITS AT T 9
CAR 69 TIME 1:31.295 DELETED TRACK LIMITS AT T 9
CAR 777 TIME 1:31.986 DELETED TRACK LIMITS AT T 9
CAR 786 TIME 1:31.103 DELETED TRACK LIMITS AT T 9
CAR 54 TIME 1:30.438 DELETED TRACK LIMITS AT T 9
CAR 33 TIME 1:35.190 DELETED TRACK LIMITS AT T 9
CAR 88 TIME 1:36.027 DELETED TRACK LIMITS AT T 9
CAR 5 TIME 1:46.106 DELETED TRACK LIMITS AT T 9
CAR 20 TIME 1:31.488 DELETED TRACK LIMITS AT T 9
CAR 69 TIME 1:31.027 DELETED TRACK LIMITS AT T 9
CAR 786 TIME 1:31.925 DELETED TRACK LIMITS AT T 9
CAR 63 TIME 1:34.057 DELETED TRACK LIMITS AT T 9

Published at:.....

Track Temp: **41.5 °C** Air Temp: **25.9 °C** Humidity: **43 %** Track Status: **DRY**

Race Director:

Neus Santamaría Sanromà

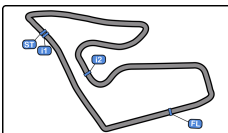
DPB-0819-ESP/CAT

Timekeeper:

Luis García

JOB-1605-ESP/M





Red Bull Ring
International GT Open
Free Practice - 2



Provisional Results by Category

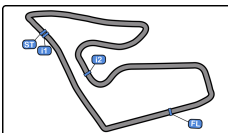
Red Bull Ring	4.326 m.
CAR 54 TIME 1:30.584 DELETED TRACK LIMITS AT T 9	
CAR 51 TIME 3:32.916 DELETED TRACK LIMITS AT T TEAM MANAGERS CAR 19 REPORT TO RACE CONTROL IMMEDIATELY	
CAR 51 TIME 3:32.916 DELETED TRACK LIMITS AT T10 + NEXT LAP	
CAR 19 TIME 1:31.327 DELETED TRACK LIMITS AT T 9	
CAR 6 TIME 1:32.204 DELETED TRACK LIMITS AT 9	
CAR 33 TIME 1:33.786 DELETED TRACK LIMITS AT T 9	
CAR 25 TIME 1:32.570 DELETED TRACK LIMITS AT T 9	
CAR 8 TIME 1:33.564 DELETED TRACK LIMITS AT T 9	
CAR 19 TIME 1:31.165 DELETED TRACK LIMITS AT T 10 + NEXT LAP	
CAR 63 TIME 1:31.325 DELETED TRACK LIMITS AT T 9	
CAR 20 TIME 1:31.112 DELETED TRACK LIMITS AT T 9	
CAR 911 TIME 1:32.011 DELETED TRACK LIMITS AT T 9	
CAR 6 TIME 1:32.176 DELETED TRACK LIMITS AT T 9	
CAR 007 TIME 1:34.186 DELETED TRACK LIMITS AT T 9	
CAR 25 TIME 1:33.653 DELETED TRACK LIMITS AT T 9	
CAR 27 TIME 1:30.615 DELETED TRACK LIMITS AT T 9	
CAR 777 TIME 1:32.070 DELETED TRACK LIMITS AT T 9	
CAR 33 TIME 1:33.964 DELETED TRACK LIMITS AT T 9	
CAR 69 TIME 1:31.400 DELETED TRACK LIMITS AT T 9	
CAR 20 TIME 1:31.169 DELETED TRACK LIMITS AT T 9	
CAR 777 TIME 1:32.858 DELETED TRACK LIMITS AT T 1	
CAR 51 TIME 1:34.974 DELETED TRACK LIMITS AT T 9	
CAR 25 TIME 1:31.919 DELETED TRACK LIMITS AT T 1	
CAR 007 TIME 1:33.313 DELETED TRACK LIMITS AT T 9	
CAR 33 TIME 1:34.367 DELETED TRACK LIMITS AT T 9	
CAR 786 TIME 1:31.085 DELETED TRACK LIMITS AT T 9	
CAR 20 TIME 1:30.852 DELETED TRACK LIMITS AT T 9	
CAR 51 TIME 1:31.574 DELETED TRACK LIMITS AT T 9	
CAR 33 TIME 1:33.754 DELETED TRACK LIMITS AT T 9	
CAR 20 TIME 1:30.785 DELETED TRACK LIMITS AT T 9	
CAR 33 TIME 1:33.963 DELETED TRACK LIMITS AT T 9	
CAR 69 TIME 1:31.114 DELETED TRACK LIMITS AT T 9	
CAR 63 TIME 4:16.272 DELETED TRACK LIMITS AT T 9	
CAR 786 TIME 2:42.187 DELETED TRACK LIMITS AT T 10 + NEXT LAP	
CAR 38 TIME 1:32.254 DELETED TRACK LIMITS AT T 9	

Published at:.....

Track Temp: 41.5 °C Air Temp: 25.9 °C Humidity: 43 % Track Status: DRY

Race Director:	Neus Santamaría Sanromà	Timekeeper:	Luis García
	DPB-0819-ESP/CAT		JOB-1605-ESP/M





Red Bull Ring
International GT Open
Free Practice - 2



Provisional Results by Category

Red Bull Ring

4.326 m.

CAR 27 TIME 1:30.964 DELETED TRACK LIMITS AT T 1
CAR 33 TIME 1:33.868 DELETED TRACK LIMITS AT T 9
CAR 54 TIME 1:30.988 DELETED TRACK LIMITS AT T 9
CAR 38 TIME 1:32.496 DELETED TRACK LIMITS AT T 9
CAR 63 TIME 1:31.014 DELETED TRACK LIMITS AT T 9
CAR 19 TIME 1:32.853 DELETED TRACK LIMITS AT T 9
CAR 777 TIME 3:53.421 DELETED TRACK LIMITS AT T 9
CAR 27 TIME 1:33.863 DELETED TRACK LIMITS AT T 9
CAR 19 TIME 1:39.727 DELETED TRACK LIMITS AT T 9
CAR 911 TIME 1:32.126 DELETED TRACK LIMITS AT T 9
CAR 27 TIME 1:30.259 DELETED TRACK LIMITS AT T 1
CAR 17 TIME 1:31.002 DELETED TRACK LIMITS AT T 9
CAR 19 TIME 1:32.717 DELETED TRACK LIMITS AT T 9
CAR 911 TIME 1:31.814 DELETED TRACK LIMITS AT T 9
CAR 33 TIME 3:21.284 DELETED TRACK LIMITS AT T 9
CAR 6 TIME 1:32.646 DELETED TRACK LIMITS AT T 9
CAR 65 TIME 1:31.230 DELETED TRACK LIMITS AT T 9
CAR 69 TIME 1:30.798 DELETED TRACK LIMITS AT T 9
CAR 51 TIME 1:31.494 DELETED TRACK LIMITS AT T 9
CAR 17 TIME 1:31.174 DELETED TRACK LIMITS AT T 9
CAR 777 TIME 1:30.216 DELETED TRACK LIMITS AT T 9
CAR 33 TIME 1:32.824 DELETED TRACK LIMITS AT T 9
CAR 88 TIME 1:31.202 DELETED TRACK LIMITS AT T 9
CAR 6 TIME 1:32.389 DELETED TRACK LIMITS AT T 9
CAR 65 TIME 1:34.247 DELETED TRACK LIMITS AT T 9
CAR 51 TIME 1:30.529 DELETED TRACK LIMITS AT T 9
CAR 33 TIME 1:33.275 DELETED TRACK LIMITS AT T 9
CAR 61 TIME 1:32.971 DELETED TRACK LIMITS AT T 9
CAR 17 TIME 1:31.248 DELETED TRACK LIMITS AT T 9
CAR 69 TIME 1:31.155 DELETED TRACK LIMITS AT T 1
CAR 007 TIME 2:06.889 DELETED TRACK LIMITS AT T 9
CAR 61 TIME 1:34.303 DELETED TRACK LIMITS AT T 9
CAR 25 TIME 1:32.267 DELETED TRACK LIMITS AT T 9
CAR 007 TIME 1:37.447 DELETED TRACK LIMITS AT T 10 + NEXT LAP
CAR 63 TIME 1:31.926 DELETED TRACK LIMITS AT T 9

Published at:.....

Track Temp: **41.5 °C** Air Temp: **25.9 °C** Humidity: **43 %** Track Status: **DRY**

Race Director:

Neus Santamaría Sanromà

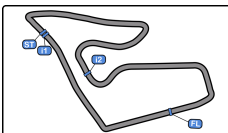
DPB-0819-ESP/CAT

Timekeeper:

Luis García

JOB-1605-ESP/M





Red Bull Ring
International GT Open
Free Practice - 2

Provisional Results by Category

Red Bull Ring

4.326 m.



CAR 786 TIME 1:32.288 DELETED TRACK LIMITS AT T 9
CAR 19 TIME 1:34.249 DELETED TRACK LIMITS AT T 9
CAR 25 TIME 1:32.548 DELETED TRACK LIMITS AT T 9
CAR 27 TIME 1:34.232 DELETED TRACK LIMITS AT T 9
CAR 33 TIME 1:32.197 DELETED TRACK LIMITS AT T 9
CAR 88 TIME 1:30.790 DELETED TRACK LIMITS AT T 9
CAR 6 TIME 1:31.749 DELETED TRACK LIMITS AT T 9
CAR 84 TIME 1:32.872 DELETED TRACK LIMITS AT T 9
CAR 61 TIME 1:32.877 DELETED TRACK LIMITS AT T 9
CAR 5 TIME 1:30.839 DELETED TRACK LIMITS AT T 10 + NEXT LAP
CAR 19 TIME 2:58.286 DELETED TRACK LIMITS AT T 9
CAR 51 TIME 1:30.464 DELETED TRACK LIMITS AT T 9
CAR 65 TIME 1:30.872 DELETED TRACK LIMITS AT T 9
CAR 84 TIME 1:33.230 DELETED TRACK LIMITS AT T 9
CAR 63 TIME 1:31.617 DELETED TRACK LIMITS AT T 9
CAR 6 TIME 1:31.340 DELETED TRACK LIMITS AT T 9
CAR 33 TIME 1:32.012 DELETED TRACK LIMITS AT T 9
CAR 54 TIME 1:34.437 DELETED TRACK LIMITS AT T 9
CAR 20 TIME 1:31.898 DELETED TRACK LIMITS AT T 9
CAR 65 TIME 1:31.108 DELETED TRACK LIMITS AT T 9
CAR 69 TIME 1:30.428 DELETED TRACK LIMITS AT T 9
CAR 84 TIME 1:33.235 DELETED TRACK LIMITS AT T 9
CAR 6 TIME 1:31.881 DELETED TRACK LIMITS AT T 9
CAR 5 TIME 1:30.213 DELETED TRACK LIMITS AT T 10 + NEXT LAP
CAR 007 TIME 1:36.157 DELETED TRACK LIMITS AT T 9
CAR 33 TIME 1:31.288 DELETED TRACK LIMITS AT T 9
CAR 51 TIME 1:30.886 DELETED TRACK LIMITS AT T 9
CAR 19 TIME 1:33.982 DELETED TRACK LIMITS AT T 9
CAR 66 TIME 2:41.340 DELETED TRACK LIMITS AT T 9
CAR 65 TIME 1:30.992 DELETED TRACK LIMITS AT T 9
CAR 88 TIME 1:30.584 DELETED TRACK LIMITS AT T 9

Published at:.....

Track Temp: **41.5 °C** Air Temp: **25.9 °C** Humidity: **43 %** Track Status: **DRY**

Race Director:

Neus Santamaría Sanromà

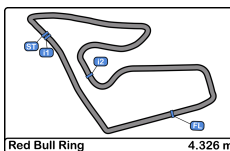
DPB-0819-ESP/CAT

Timekeeper:

Luis García

JOB-1605-ESP/M





Red Bull Ring
International GT Open
Free Practice - 2
Provisional Results by Class



International GT Open																
Cls	N°	Entrant/Team	Nat	Driver 1	Nat	Driver 2	Nat	Vehicle	Cat	Cls	Laps	Best	Time	Gap	Interval	Km/h
1	23	Eastalent-Racing		Simon Reicher		Christopher Haase		Audi R8 LMS GT3 Evo II	GT3	1	11	9	1:29.666			173.6
2	69	Optimum Motorsport		Samuel De Haan		Charlie Fagg		McLaren 720S GT3	GT3	2	32	4	1:29.739	0.073	0.073	173.5
3	38	Kessel Racing		Nicolò Rosi		Niccolò Schirò		Ferrari 296 GT3	GT3	3	26	23	1:29.968	0.302	0.229	173.1
4	777	Olimp Racing		Marcin Jedliński		Karol Basz		Audi R8 LMS 2018	GT3	4	29	22	1:30.049	0.383	0.081	172.9
5	54	CBRX by SPS		Dexter Müller		Yannick Mettler		Mercedes AMG GT3	GT3	5	29	7	1:30.221	0.555	0.172	172.6
6	25	AF Corse		Alessandro Cozzi		Giorgio Sernagiotto		Ferrari 296 GT3	GT3*	6	29	7	1:30.223	0.557	0.002	172.6
7	51	AF Corse		Nicola Marinangeli		Riccardo Agostini		Ferrari 296 GT3	GT3	7	30	28	1:30.334	0.668	0.111	172.4
8	88	AF Corse		Gino Forgione		Andrea Montermini		Ferrari 488 GT3 MY 2020	GT3*	8	33	31	1:30.420	0.754	0.086	172.2
9	66	Greystone GT		Stewart Proctor		Lewis Proctor		McLaren 720S GT3	GT3	9	33	5	1:30.485	0.819	0.065	172.1
10	84	Altitude Racing by Optimum Motorsport		Andrew Gilbert		Fran Rueda		McLaren 720S GT3	GT3	10	32	8	1:30.485	0.819	0.000	172.1
11	91	Team Baron Motorsport		Ernst Kirchmayr		Philipp Baron		Ferrari 488 GT3 Evo	GT3	11	31	21	1:30.552	0.886	0.067	171.9
12	27	AF Corse		Marco Pulcini		Eddie Cheever III		Ferrari 296 GT3	GT3	12	27	14	1:30.635	0.969	0.083	171.8
13	6	GetSpeed		Anthony Bartone		Aaron Walker		Mercedes AMG GT3 2023	GT3	13	33	7	1:30.663	0.997	0.028	171.7
14	63	Oregon Team		Pierre Louis Chovet		Maximilian Paul		Lamborghini Huracan GT3 EVO2	GT3	14	31	19	1:30.785	1.119	0.122	171.5
15	786	GetSpeed		Kiki Sak Nana		Adam Osieka		Mercedes AMG GT3 2023	GT3	15	29	11	1:30.829	1.163	0.044	171.4
16	61	AF Corse		Jean-Claude Saada		Conrad Grunewald		Ferrari 488 GT3 MY 2020	GT3*	16	33	9	1:30.834	1.168	0.005	171.4
17	911	GetSpeed		Axel Blom		Steve Jans		Mercedes AMG GT3 2023	GT3	17	28	3	1:30.942	1.276	0.108	171.2
18	17	Team Motopark		Diego Menchaca		Marcos Siebert		Mercedes AMG GT3 2020	GT3	18	26	7	1:30.995	1.329	0.053	171.1
19	19	Oregon Team		Pietro Perolini		Daan Arrow		Lamborghini Huracan GT3 EVO2	GT3	19	33	9	1:31.085	1.419	0.090	170.9
20	65	Team Motopark		Heiko Neumann		Timo Rumpfkeil		Mercedes AMG GT3 2020	GT3	20	30	22	1:31.154	1.488	0.069	170.8
21	33	Bonaldi Motorsport		Miloš Pavlović		Sanporn Jao-Javanil		Lamborghini Huracan GT3 EVO2	GT3	21	29	26	1:31.198	1.532	0.044	170.7
22	20	SPS Automotive Performance		Reece Barr		Mikaeel Pitamber		Mercedes AMG GT3	GT3	22	29	7	1:31.441	1.775	0.243	170.3
23	8	Il Barone Rampante		Giuseppe Cipriani				Lamborghini Huracan GT3 EVO	GT3	23	13	8	1:32.085	2.419	0.644	169.1
24	5	Olimp Racing		Stanisław Jedliński		Krystian Korzeniowski		Ferrari 296 GT3	GT3	24	26	4	1:32.330	2.664	0.245	168.6
25	007	Street-Art Racing		Jahid Fazal-Karim		Pascal Bachmann		Aston Martin GT3 AMR MY2019	GT3	25	29	16	1:33.507	3.841	1.177	166.5

*** PENALTIES**

CAR 61 TIME 1:31.521 DELETED TRACK LIMITS AT T 10 + NEXT LAP

CAR 51 TIME 14:10:58.475 DELETED TRACK LIMITS AT T 10 + NEXT LAP

CAR 25 TIME 1:40.149 DELETED TRACK LIMITS AT T 9

CAR 8 TIME 1:33.892 DELETED TRACK LIMITS AT T 9

CAR 20 TIME 1:33.594 DELETED TRACK LIMITS AT T 9

CAR 27 TIME 1:32.634 DELETED TRACK LIMITS AT T 9

Published at:.....

Track Temp: **41.5 °C** Air Temp: **25.9 °C** Humidity: **43 %** Track Status: **DRY**

Race Director:

Neus Santamaría Sanromá

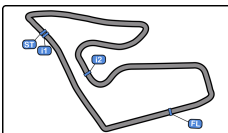
DPB-0819-ESP/CAT

Timekeeper:

Luis García

JOB-1605-ESP/M





Red Bull Ring
International GT Open
Free Practice - 2

Provisional Results by Class

Red Bull Ring

4.326 m.



CAR 66 TIME 1:30.917 DELETED TRACK LIMITS AT T 9
CAR 88 TIME 1:32.863 DELETED TRACK LIMITS AT T 10 + NEXT LAP
CAR 84 TIME 1:35.375 DELETED TRACK LIMITS AT T 9
CAR 27 TIME 1:32.139 DELETED TRACK LIMITS AT T 9
CAR 5 TIME 1:30.530 DELETED TRACK LIMITS AT T 9
CAR 66 TIME 1:30.359 DELETED TRACK LIMITS AT T 9
CAR 65 TIME 1:31.718 DELETED TRACK LIMITS AT T 9
CAR 51 TIME 1:31.282 DELETED TRACK LIMITS AT T 10 + NEXT LAP
CAR 84 TIME 1:33.274 DELETED TRACK LIMITS AT T 9
CAR 61 TIME 1:31.382 DELETED TRACK LIMITS AT T 10 + NEXT LAP
CAR 19 TIME 1:32.635 DELETED TRACK LIMITS AT T 9
CAR 8 TIME 1:33.096 DELETED TRACK LIMITS AT T 9
CAR 54 TIME 1:30.816 DELETED TRACK LIMITS AT T10 + NEXT LAP
CAR 911 TIME 1:31.428 DELETED TRACK LIMITS AT T 9
CAR 20 TIME 1:32.096 DELETED TRACK LIMITS AT T 9
CAR 007 TIME 1:40.364 DELETED TRACK LIMITS AT T 9
CAR 777 TIME 1:32.740 DELETED TRACK LIMITS AT T 9
CAR 69 TIME 1:29.886 DELETED TRACK LIMITS AT T 9
CAR 65 TIME 1:31.109 DELETED TRACK LIMITS AT T 9
CAR 25 TIME 1:31.155 DELETED TRACK LIMITS AT T 9
CAR 84 TIME 1:31.713 DELETED TRACK LIMITS AT T 9
CAR 777 TIME 1:35.947 DELETED TRACK LIMITS AT T 1
CAR 19 TIME 1:33.571 DELETED TRACK LIMITS AT T 9
CAR 911 TIME 1:30.897 DELETED TRACK LIMITS AT T 9
CAR 25 TIME 1:30.786 DELETED TRACK LIMITS AT T 1
CAR 65 TIME 1:30.929 DELETED TRACK LIMITS AT T9
CAR 51 TIME 1:30.763 DELETED TRACK LIMITS AT T 10 + NEXT LAP
CAR 911 TIME 1:41.108 DELETED TRACK LIMITS AT T 9
CAR 27 TIME 1:31.756 DELETED TRACK LIMITS AT T 9
CAR 007 TIME 1:34.610 DELETED TRACK LIMITS AT T 9
CAR 63 TIME 1:31.201 DELETED TRACK LIMITS AT T 9
CAR 911 TIME 1:31.037 DELETED TRACK LIMITS AT T 1
CAR 65 TIME 1:31.747 DELETED TRACK LIMITS AT T 9
CAR 25 TIME 1:30.312 DELETED TRACK LIMITS AT T 10 + NEXT LAP
CAR 88 TIME 1:32.316 DELETED TRACK LIMITS AT T 9

Published at:.....

Track Temp: **41.5 °C** Air Temp: **25.9 °C** Humidity: **43 %** Track Status: **DRY**

Race Director:

Neus Santamaría Sanromà

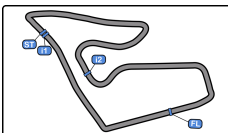
DPB-0819-ESP/CAT

Timekeeper:

Luis García

JOB-1605-ESP/M





Red Bull Ring
International GT Open
Free Practice - 2

Provisional Results by Class

Red Bull Ring

4.326 m.



CAR 8 TIME 1:31.739 DELETED TRACK LIMITS AT T 9
CAR 38 TIME 1:30.352 DELETED TRACK LIMITS AT T 9
CAR 91 TIME 1:32.623 DELETED TRACK LIMITS AT T 9
CAR 23 TIME 1:29.889 DELETED TRACK LIMITS AT T 9
CAR 777 TIME 1:33.893 DELETED TRACK LIMITS AT T 9
CAR 88 TIME 1:31.986 DELETED TRACK LIMITS AT T 9
CAR 6 TIME 1:30.583 DELETED TRACK LIMITS AT T 9
CAR 51 TIME 1:31.078 DELETED TRACK LIMITS AT T 9
CAR 27 TIME 1:31.589 DELETED TRACK LIMITS AT T 9
CAR 007 TIME 1:34.092 DELETED TRACK LIMITS AT T 9
CAR 88 TIME 1:31.744 DELETED TRACK LIMITS AT T 9
CAR 33 TIME 1:33.945 DELETED TRACK LIMITS AT T 9
CAR 23 TIME 1:30.448 DELETED TRACK LIMITS AT T 9
CAR 38 TIME 3:11.448 DELETED TRACK LIMITS AT T 9
CAR 20 TIME 1:32.339 DELETED TRACK LIMITS AT T 9
CAR 66 TIME 2:53.352 DELETED TRACK LIMITS AT T 9
CAR 27 TIME 1:32.064 DELETED TRACK LIMITS AT T 9
CAR 69 TIME 1:31.295 DELETED TRACK LIMITS AT T 9
CAR 777 TIME 1:31.986 DELETED TRACK LIMITS AT T 9
CAR 786 TIME 1:31.103 DELETED TRACK LIMITS AT T 9
CAR 54 TIME 1:30.438 DELETED TRACK LIMITS AT T 9
CAR 33 TIME 1:35.190 DELETED TRACK LIMITS AT T 9
CAR 88 TIME 1:36.027 DELETED TRACK LIMITS AT T 9
CAR 5 TIME 1:46.106 DELETED TRACK LIMITS AT T 9
CAR 20 TIME 1:31.488 DELETED TRACK LIMITS AT T 9
CAR 69 TIME 1:31.027 DELETED TRACK LIMITS AT T 9
CAR 786 TIME 1:31.925 DELETED TRACK LIMITS AT T 9
CAR 63 TIME 1:34.057 DELETED TRACK LIMITS AT T 9
CAR 54 TIME 1:30.584 DELETED TRACK LIMITS AT T 9
CAR 51 TIME 3:32.916 DELETED TRACK LIMITS AT T TEAM MANAGERS CAR 19 REPORT TO RACE CONTROL IMMEDIATELY
CAR 51 TIME 3:32.916 DELETED TRACK LIMITS AT T10 + NEXT LAP
CAR 19 TIME 1:31.327 DELETED TRACK LIMITS AT T 9
CAR 6 TIME 1:32.204 DELETED TRACK LIMITS AT 9
CAR 33 TIME 1:33.786 DELETED TRACK LIMITS AT T 9
CAR 25 TIME 1:32.570 DELETED TRACK LIMITS AT T 9

Published at:.....

Track Temp: **41.5 °C** Air Temp: **25.9 °C** Humidity: **43 %** Track Status: **DRY**

Race Director:

Neus Santamaría Sanromà

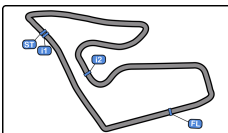
DPB-0819-ESP/CAT

Timekeeper:

Luis García

JOB-1605-ESP/M





Red Bull Ring International GT Open

Free Practice - 2

Provisional Results by Class

Red Bull Ring

4.326 m.



CAR 8 TIME 1:33.564 DELETED TRACK LIMITS AT T 9
CAR 19 TIME 1:31.165 DELETED TRACK LIMITS AT T 10 + NEXT LAP
CAR 63 TIME 1:31.325 DELETED TRACK LIMITS AT T 9
CAR 20 TIME 1:31.112 DELETED TRACK LIMITS AT T 9
CAR 911 TIME 1:32.011 DELETED TRACK LIMITS AT T 9
CAR 6 TIME 1:32.176 DELETED TRACK LIMITS AT T 9
CAR 007 TIME 1:34.186 DELETED TRACK LIMITS AT T 9
CAR 25 TIME 1:33.653 DELETED TRACK LIMITS AT T 9
CAR 27 TIME 1:30.615 DELETED TRACK LIMITS AT T 9
CAR 777 TIME 1:32.070 DELETED TRACK LIMITS AT T 9
CAR 33 TIME 1:33.964 DELETED TRACK LIMITS AT T 9
CAR 69 TIME 1:31.400 DELETED TRACK LIMITS AT T 9
CAR 20 TIME 1:31.169 DELETED TRACK LIMITS AT T 9
CAR 777 TIME 1:32.858 DELETED TRACK LIMITS AT T 1
CAR 51 TIME 1:34.974 DELETED TRACK LIMITS AT T 9
CAR 25 TIME 1:31.919 DELETED TRACK LIMITS AT T 1
CAR 007 TIME 1:33.313 DELETED TRACK LIMITS AT T 9
CAR 33 TIME 1:34.367 DELETED TRACK LIMITS AT T 9
CAR 786 TIME 1:31.085 DELETED TRACK LIMITS AT T 9
CAR 20 TIME 1:30.852 DELETED TRACK LIMITS AT T 9
CAR 51 TIME 1:31.574 DELETED TRACK LIMITS AT T 9
CAR 33 TIME 1:33.754 DELETED TRACK LIMITS AT T 9
CAR 20 TIME 1:30.785 DELETED TRACK LIMITS AT T 9
CAR 33 TIME 1:33.963 DELETED TRACK LIMITS AT T 9
CAR 69 TIME 1:31.114 DELETED TRACK LIMITS AT T 9
CAR 63 TIME 4:16.272 DELETED TRACK LIMITS AT T 9
CAR 786 TIME 2:42.187 DELETED TRACK LIMITS AT T 10 + NEXT LAP
CAR 38 TIME 1:32.254 DELETED TRACK LIMITS AT T 9
CAR 27 TIME 1:30.964 DELETED TRACK LIMITS AT T 1
CAR 33 TIME 1:33.868 DELETED TRACK LIMITS AT T 9
CAR 54 TIME 1:30.988 DELETED TRACK LIMITS AT T 9
CAR 38 TIME 1:32.496 DELETED TRACK LIMITS AT T 9
CAR 63 TIME 1:31.014 DELETED TRACK LIMITS AT T 9
CAR 19 TIME 1:32.853 DELETED TRACK LIMITS AT T 9
CAR 777 TIME 3:53.421 DELETED TRACK LIMITS AT T 9

Published at:.....

Track Temp: 41.5 °C Air Temp: 25.9 °C Humidity: 43 % Track Status: DRY

Race Director:

Neus Santamaría Sanromà

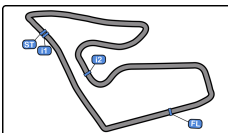
DPB-0819-ESP/CAT

Timekeeper:

Luis García

JOB-1605-ESP/M





Red Bull Ring
International GT Open
Free Practice - 2

Provisional Results by Class

Red Bull Ring

4.326 m.



CAR 27 TIME 1:33.863 DELETED TRACK LIMITS AT T 9
CAR 19 TIME 1:39.727 DELETED TRACK LIMITS AT T 9
CAR 911 TIME 1:32.126 DELETED TRACK LIMITS AT T 9
CAR 27 TIME 1:30.259 DELETED TRACK LIMITS AT T 1
CAR 17 TIME 1:31.002 DELETED TRACK LIMITS AT T 9
CAR 19 TIME 1:32.717 DELETED TRACK LIMITS AT T 9
CAR 911 TIME 1:31.814 DELETED TRACK LIMITS AT T 9
CAR 33 TIME 3:21.284 DELETED TRACK LIMITS AT T 9
CAR 6 TIME 1:32.646 DELETED TRACK LIMITS AT T 9
CAR 65 TIME 1:31.230 DELETED TRACK LIMITS AT T 9
CAR 69 TIME 1:30.798 DELETED TRACK LIMITS AT T 9
CAR 51 TIME 1:31.494 DELETED TRACK LIMITS AT T 9
CAR 17 TIME 1:31.174 DELETED TRACK LIMITS AT T 9
CAR 777 TIME 1:30.216 DELETED TRACK LIMITS AT T 9
CAR 33 TIME 1:32.824 DELETED TRACK LIMITS AT T 9
CAR 88 TIME 1:31.202 DELETED TRACK LIMITS AT T 9
CAR 6 TIME 1:32.389 DELETED TRACK LIMITS AT T 9
CAR 65 TIME 1:34.247 DELETED TRACK LIMITS AT T 9
CAR 51 TIME 1:30.529 DELETED TRACK LIMITS AT T 9
CAR 33 TIME 1:33.275 DELETED TRACK LIMITS AT T 9
CAR 61 TIME 1:32.971 DELETED TRACK LIMITS AT T 9
CAR 17 TIME 1:31.248 DELETED TRACK LIMITS AT T 9
CAR 69 TIME 1:31.155 DELETED TRACK LIMITS AT T 1
CAR 007 TIME 2:06.889 DELETED TRACK LIMITS AT T 9
CAR 61 TIME 1:34.303 DELETED TRACK LIMITS AT T 9
CAR 25 TIME 1:32.267 DELETED TRACK LIMITS AT T 9
CAR 007 TIME 1:37.447 DELETED TRACK LIMITS AT T 10 + NEXT LAP
CAR 63 TIME 1:31.926 DELETED TRACK LIMITS AT T 9
CAR 786 TIME 1:32.288 DELETED TRACK LIMITS AT T 9
CAR 19 TIME 1:34.249 DELETED TRACK LIMITS AT T 9
CAR 25 TIME 1:32.548 DELETED TRACK LIMITS AT T 9
CAR 27 TIME 1:34.232 DELETED TRACK LIMITS AT T 9
CAR 33 TIME 1:32.197 DELETED TRACK LIMITS AT T 9
CAR 88 TIME 1:30.790 DELETED TRACK LIMITS AT T 9
CAR 6 TIME 1:31.749 DELETED TRACK LIMITS AT T 9

Published at:.....

Track Temp: **41.5 °C** Air Temp: **25.9 °C** Humidity: **43 %** Track Status: **DRY**

Race Director:

Neus Santamaría Sanromà

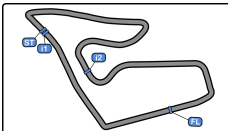
DPB-0819-ESP/CAT

Timekeeper:

Luis García

JOB-1605-ESP/M





Red Bull Ring
International GT Open
Free Practice - 2



Provisional Results by Class

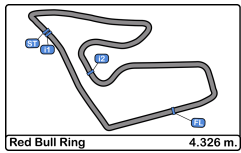
Red Bull Ring	4.326 m.
CAR 84	TIME 1:32.872 DELETED TRACK LIMITS AT T 9
CAR 61	TIME 1:32.877 DELETED TRACK LIMITS AT T 9
CAR 5	TIME 1:30.839 DELETED TRACK LIMITS AT T 10 + NEXT LAP
CAR 19	TIME 2:58.286 DELETED TRACK LIMITS AT T 9
CAR 51	TIME 1:30.464 DELETED TRACK LIMITS AT T 9
CAR 65	TIME 1:30.872 DELETED TRACK LIMITS AT T 9
CAR 84	TIME 1:33.230 DELETED TRACK LIMITS AT T 9
CAR 63	TIME 1:31.617 DELETED TRACK LIMITS AT T 9
CAR 6	TIME 1:31.340 DELETED TRACK LIMITS AT T 9
CAR 33	TIME 1:32.012 DELETED TRACK LIMITS AT T 9
CAR 54	TIME 1:34.437 DELETED TRACK LIMITS AT T 9
CAR 20	TIME 1:31.898 DELETED TRACK LIMITS AT T 9
CAR 65	TIME 1:31.108 DELETED TRACK LIMITS AT T 9
CAR 69	TIME 1:30.428 DELETED TRACK LIMITS AT T 9
CAR 84	TIME 1:33.235 DELETED TRACK LIMITS AT T 9
CAR 6	TIME 1:31.881 DELETED TRACK LIMITS AT T 9
CAR 5	TIME 1:30.213 DELETED TRACK LIMITS AT T 10 + NEXT LAP
CAR 007	TIME 1:36.157 DELETED TRACK LIMITS AT T 9
CAR 33	TIME 1:31.288 DELETED TRACK LIMITS AT T 9
CAR 51	TIME 1:30.886 DELETED TRACK LIMITS AT T 9
CAR 19	TIME 1:33.982 DELETED TRACK LIMITS AT T 9
CAR 66	TIME 2:41.340 DELETED TRACK LIMITS AT T 9
CAR 65	TIME 1:30.992 DELETED TRACK LIMITS AT T 9
CAR 88	TIME 1:30.584 DELETED TRACK LIMITS AT T 9

Published at:.....

Track Temp: 41.5 °C Air Temp: 25.9 °C Humidity: 43 % Track Status: DRY

Race Director:	Neus Santamaría Sanromà	Timekeeper:	Luis García
	DPB-0819-ESP/CAT		JOB-1605-ESP/M





Red Bull Ring International GT Open Free Practice - 2 Lap Analysis



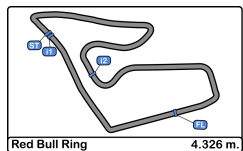
5 Stanislaw Jedliński Ferrari 296 GT3							6 Anthony Bartone Mercedes AMG GT3 2023						
AM Krystian Korzeniewski Olimp Racing							PRO Aaron Walker GetSpeed						

Lap	D	Time	Sector 1	Sector 2	Sector 3	T. Spd	Elapsed	Lap	D	Time	Sector 1	Sector 2	Sector 3	T. Spd	Elapsed
1		14:10:58.948	14:09:50.259	40.598	28.091	228.8	14:10:58.948	1		14:10:28.958	14:09:13.686	46.645	28.627	224.5	14:10:28.958
2		1:35.813	22.424	42.466	30.923	235.2	14:12:34.761	2		1:31.920	23.096	40.522	28.302	229.7	14:12:00.878
3		1:30.530	22.490	40.282	27.758	233.7	14:14:05.291	3		1:30.920	22.625	40.229	28.066	231.2	14:13:31.798
4		1:32.330	22.510	41.525	28.295	234.7	14:15:37.621	4		1:38.880	22.454	47.865	28.561	233.2	14:15:10.678
5		1:35.603 P	22.696	40.356	32.551	233.7	14:17:13.224	5		1:30.799	22.419	40.412	27.968	232.7	14:16:41.477
6		5:20.046	4:05.661	43.609	30.776	222.6	14:22:33.270	6		1:31.109	22.493	40.374	28.242	231.7	14:18:12.586
7		1:36.959	23.858	42.262	30.839	232.2	14:24:10.229	7		1:30.663	22.455	40.157	28.051	232.7	14:19:43.249
8		1:46.406	23.548	49.113	33.445	232.2	14:25:56.335	8		1:30.583	22.474	40.109	28.000	232.7	14:21:13.832
9		2:05.144 P	25.704	43.391	56.049	216.0	14:28:01.479	9		1:39.118 P	22.393	40.484	36.241	234.2	14:22:52.950
10		8:53.434	7:38.781	43.365	31.288	224.5	14:36:54.913	10		4:14.199	3:03.749	41.701	28.749	226.8	14:27:07.149
11		1:37.858	24.281	42.748	30.829	232.2	14:38:32.771	11		2:09.699 P	23.622	41.487	1:04.590	232.7	14:29:16.848
12		1:37.692	23.757	42.462	31.473	232.2	14:40:10.463	12		3:45.002	2:34.408	41.587	29.007	227.8	14:33:01.850
13		1:38.538	23.848	43.127	31.563	232.7	14:41:49.001	13		1:32.204	22.804	40.929	28.471	234.7	14:34:34.054
14		1:39.132	23.933	43.308	31.891	231.7	14:43:28.133	14		1:32.176	22.764	40.898	28.514	234.2	14:36:06.230
15		1:38.167	23.692	43.241	31.234	232.7	14:45:06.300	15		1:33.768	22.671	42.430	28.667	234.7	14:37:39.998
16		1:52.110 P	23.570	46.566	41.974	232.7	14:46:58.410	16		1:32.072	22.825	40.830	28.417	235.2	14:39:12.070
17		3:32.774	2:18.484	43.336	30.954	229.2	14:50:31.184	17		1:32.141	22.746	40.831	28.564	234.2	14:40:44.211
18		1:38.053	23.787	42.796	31.470	232.7	14:52:09.237	18		1:32.181	22.862	40.775	28.544	234.7	14:42:16.392
19		1:37.369	23.603	42.683	31.083	232.2	14:53:46.606	19		1:32.207	22.998	40.740	28.469	235.2	14:43:48.599
20		1:37.440	23.706	42.557	31.177	232.2	14:55:24.046	20		1:32.739	22.962	40.981	28.796	234.2	14:45:21.338
21		1:51.454 P	24.092	43.024	44.338	230.7	14:57:15.500	21		1:32.207	22.943	40.677	28.587	234.2	14:46:53.545
22		3:07.689	1:54.052	43.887	29.750	183.3	15:00:23.189	22		1:32.178	22.719	40.860	28.599	234.2	14:48:25.723
23		1:30.839	22.608	40.184	28.047	234.2	15:01:54.028	23		1:32.646	22.734	41.326	28.586	234.2	14:49:58.369
24		1:30.744	22.647	40.361	27.733	233.7	15:03:24.769	24		1:32.389	22.872	40.962	28.555	234.2	14:51:30.758
25		1:30.243	22.360	40.167	27.686	234.7	15:04:54.982	25		1:32.095	22.689	41.007	28.399	235.8	14:53:02.853
26		1:59.684 P	22.440	42.047	55.194	235.2	15:06:54.663	26		1:38.592 P	23.274	41.432	33.886	234.7	14:54:41.445

8 Giuseppe Cipriani Lamborghini Huracan GT3 EVO							II Barone Rampante						
AM													

Lap	D	Time	Sector 1	Sector 2	Sector 3	T. Spd	Elapsed
1		14:10:19.264	14:09:06.936	42.615	29.713	225.4	14:10:19.264
2		1:33.802	22.942	41.635	29.315	232.7	14:11:53.156
3		1:37.206	23.091	42.219	31.896	233.7	14:13:30.362
4		1:33.096	22.979	41.134	28.983	233.7	14:15:03.458
5		1:32.613	23.070	40.894	28.649	233.7	14:16:36.071
6		1:32.218	22.690	40.852	28.676	233.7	14:18:08.289
7		1:31.739	22.554	40.615	28.570	234.2	14:19:40.028
8		1:32.085	22.533	40.806	28.746	234.7	14:21:12.113
9		1:43.204 P	22.712	40.803	39.689	235.2	14:22:55.317
10		11:04.257	9:53.563	41.573	29.121	229.7	14:33:59.574
11		1:33.564	22.884	41.000	29.680	233.7	14:35:33.138
12		2:17.014 P	42.649	51.865	42.500	129.6	14:37:50.152
13		7:14.627 P	5:41.881	50.861	41.885	171.7	14:45:04.779





Red Bull Ring International GT Open Free Practice - 2 Lap Analysis



17

Diego Menchaca

Mercedes AMG GT3 2020

PRO

Marcos Siebert

Team Motopark

19

Pietro Perolini

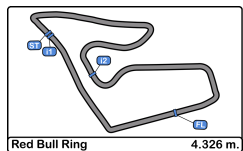
Lamborghini Huracan GT3 EVO2

PRO

Daan Arrow

Oregon Team

Lap	D	Time	Sector 1	Sector 2	Sector 3	T. Spd	Elapsed	Lap	D	Time	Sector 1	Sector 2	Sector 3	T. Spd	Elapsed
1		14:09:56.726 P	14:08:40.301	41.988	34.437	229.7	14:09:56.726	1		14:09:56.722	14:08:39.790	46.321	30.611	171.9	14:09:56.722
2		2:42.123	1:32.478	40.969	28.676	230.7	14:12:38.849	2		1:38.983	23.608	44.346	31.029	229.2	14:11:35.705
3		1:31.323	22.747	40.396	28.180	233.7	14:14:10.172	3		1:33.013	22.887	41.453	28.673	231.7	14:13:08.718
4		1:31.157	22.540	40.262	28.355	235.8	14:15:41.329	4		1:32.635	22.800	41.388	28.447	232.7	14:14:41.353
5		1:31.438	22.891	40.237	28.310	233.7	14:17:12.767	5		1:33.574	22.824	41.881	28.866	232.7	14:16:14.924
6		1:31.258	22.553	40.439	28.266	234.7	14:18:44.025	6		1:37.477 P	22.968	41.341	33.168	232.2	14:17:52.401
7		1:30.995	22.493	40.265	28.237	234.2	14:20:15.020	7		2:51.327	1:39.454	41.810	30.063	193.5	14:20:43.728
8		1:35.624 P	22.410	40.212	33.002	235.2	14:21:50.644	8		1:31.587	22.925	40.430	28.232	231.2	14:22:15.315
9		3:18.594	2:00.954	48.563	29.077	163.1	14:25:09.238	9		1:31.085	22.643	40.384	28.058	233.2	14:23:46.400
10		1:31.191	22.546	40.397	28.248	234.2	14:26:40.429	10		1:31.229	22.562	40.642	28.025	233.2	14:25:17.629
11		1:52.462 P	22.335	48.662	41.465	236.8	14:28:32.891	11		1:31.246	22.591	40.483	28.172	233.2	14:26:48.875
12		5:10.301	4:00.493	41.003	28.805	223.1	14:33:43.192	12		2:17.460 P	22.554	54.505	1:00.401	233.7	14:29:06.335
13		1:32.346	22.693	41.093	28.560	234.2	14:35:15.538	13		3:29.804	2:20.510	41.101	28.193	225.9	14:32:36.139
14		1:31.025	22.478	40.378	28.169	235.2	14:36:46.563	14		1:31.327	22.711	40.600	28.016	232.2	14:34:07.466
15		1:31.007	22.484	40.329	28.194	235.2	14:38:17.570	15		1:31.496	22.626	40.739	28.131	232.7	14:35:38.962
16		1:37.915	22.417	46.586	28.912	236.8	14:39:55.485	16		1:31.165	22.641	40.584	27.940	233.2	14:37:10.127
17		1:40.249 P	22.373	40.957	36.919	236.3	14:41:35.734	17		1:31.074	22.556	40.532	27.986	232.7	14:38:41.201
18		6:09.113	4:57.729	42.442	28.942	230.7	14:47:44.847	18		1:31.135	22.497	40.417	28.221	232.7	14:40:12.336
19		4:31.002	22.495	40.346	28.161	235.8	14:49:15.849	19		1:35.683 P	22.503	40.892	32.288	233.2	14:41:48.019
20		4:31.174	22.537	40.357	28.280	235.2	14:50:47.023	20		2:49.983	1:39.569	41.668	28.746	224.5	14:44:38.002
21		1:33.131	22.465	41.203	29.463	236.8	14:52:20.154	21		4:32.853	22.884	41.100	28.869	231.2	14:46:10.855
22		4:31.248	22.469	40.393	28.386	235.8	14:53:51.402	22		4:39.727	22.664	42.033	35.030	232.7	14:47:50.582
23		1:37.059 P	22.592	40.659	33.808	235.8	14:55:28.461	23		4:32.747	22.764	41.384	28.569	232.2	14:49:23.299
24		7:38.671 P	6:19.102	43.473	36.096	214.2	15:03:07.132	24		1:32.504	22.773	41.039	28.692	231.7	14:50:55.803
25		2:35.397	1:25.653	41.229	28.515	227.8	15:05:42.529	25		1:32.136	22.691	40.951	28.494	233.2	14:52:27.939
26		2:05.749 P	30.236	49.373	46.140	120.8	15:07:48.278	26		1:32.705	22.708	41.125	28.872	234.2	14:54:00.644
								27		1:32.796	22.861	41.212	28.723	233.2	14:55:33.440
								28		4:34.249	22.797	41.620	29.832	232.7	14:57:07.689
								29		1:38.278 P	22.916	41.395	33.967	231.7	14:58:45.967
								30		2:58.286	1:47.165	42.214	28.907	163.6	15:01:44.253
								31		1:33.868	22.811	41.852	29.205	229.7	15:03:18.121
								32		4:33.982	22.902	41.753	29.327	230.7	15:04:52.103
								33		1:59.313 P	22.872	42.354	54.087	230.2	15:06:51.416



Red Bull Ring International GT Open Free Practice - 2 Lap Analysis



20

Reece Barr

Mercedes AMG GT3

PRO

Mikael Pitamber

SPS Automotive Performance

Lap	D	Time	Sector 1	Sector 2	Sector 3	T. Spd	Elapsed
1		14:10:46.215	14:09:34.689	42.635	28.891	202.6	14:10:46.215
2		1:33.594	23.453	41.491	28.650	221.3	14:12:19.809
3		1:38.773	23.767	45.306	29.700	178.5	14:13:58.582
4		1:32.996	22.609	40.465	29.022	233.7	14:15:30.678
5		1:37.967 P	22.850	40.353	34.764	233.7	14:17:08.645
6		1:31.223	3:21.857	40.788	28.578	229.2	14:21:39.868
7		1:31.441	22.639	40.585	28.217	235.2	14:23:11.309
8		1:32.339	22.445	40.934	28.960	236.3	14:24:43.648
9		1:31.488	22.531	40.585	28.372	234.7	14:26:15.136
10		1:55.093 P	22.459	42.730	49.904	235.8	14:28:10.229
11		6:11.965	4:59.683	41.118	31.164	233.2	14:34:22.194
12		1:31.112	22.463	40.504	28.145	236.3	14:35:53.306
13		1:31.441	22.480	40.522	28.439	235.2	14:37:24.747
14		1:31.169	22.435	40.728	28.006	235.2	14:38:55.916
15		1:30.852	22.397	40.414	28.041	236.3	14:40:26.768
16		1:30.785	22.370	40.357	28.058	237.3	14:41:57.553
17		1:40.623 P	22.369	40.572	37.682	235.8	14:43:38.176
18		3:22.653	2:11.685	41.878	29.090	230.7	14:47:00.829
19		1:31.913	22.562	40.996	28.355	234.7	14:48:32.742
20		1:32.703	22.702	41.304	28.697	234.7	14:50:05.445
21		1:31.962	22.476	40.939	28.547	235.8	14:51:37.407
22		1:32.049	22.629	40.888	28.532	236.8	14:53:09.456
23		1:37.120 P	22.948	40.952	33.220	235.2	14:54:46.576
24		4:11.049	3:01.002	41.254	28.793	230.2	14:58:57.625
25		1:32.210	22.752	40.911	28.547	234.2	15:00:29.835
26		1:31.927	22.717	40.862	28.348	234.2	15:02:01.762
27		1:31.898	22.708	40.862	28.328	234.2	15:03:33.660
28		1:31.867	22.561	40.867	28.439	234.7	15:05:05.527
29		1:52.437 P	22.637	48.948	40.852	234.7	15:06:57.964

23

Simon Reicher

Audi R8 LMS GT3 Evo II

PRO

Christopher Haase

Eastalent-Racing

Lap	D	Time	Sector 1	Sector 2	Sector 3	T. Spd	Elapsed
1		14:09:40.677	14:08:29.241	41.713	29.723	230.2	14:09:40.677
2		1:31.301	22.563	40.436	28.302	236.3	14:11:11.978
3		1:30.552	22.296	40.255	28.001	238.4	14:12:42.530
4		1:33.566	22.250	40.381	30.935	238.9	14:14:16.096
5		1:34.597 P	22.296	40.373	31.928	236.8	14:15:50.693
6		2:41.543	1:31.910	40.180	29.453	229.7	14:18:32.236
7		1:29.889	22.245	39.827	27.817	236.8	14:20:02.125
8		1:30.196	22.543	39.928	27.725	236.3	14:21:32.321
9		1:29.666	22.163	39.900	27.603	237.3	14:23:01.987
10		1:30.448	22.134	39.958	28.356	238.4	14:24:32.435
11		1:30.221	22.101	39.984	28.136	237.8	14:26:02.656
12				4:47.691			

25

Alessandro Cozzi

Ferrari 296 GT3

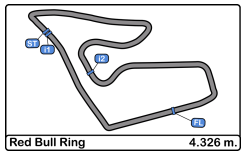
AM*

Giorgio Sernagiotto

AF Corse

Lap	D	Time	Sector 1	Sector 2	Sector 3	T. Spd	Elapsed
1		14:09:52.970	14:08:42.140	41.625	29.205	227.8	14:09:52.970
2		1:40.149	22.642	40.340	37.167	235.8	14:11:33.119
3		1:30.838	22.488	40.064	28.286	236.3	14:13:03.957
4		1:31.629	22.417	40.728	28.484	237.8	14:14:35.586
5		1:31.155	22.355	40.223	28.577	237.8	14:16:06.741
6		1:30.786	22.438	40.204	28.144	236.3	14:17:37.527
7		1:30.223	22.335	39.982	27.906	238.4	14:19:07.750
8		1:30.312	22.384	39.950	27.978	236.3	14:20:38.062
9		1:30.329	22.329	40.010	27.990	236.8	14:22:08.391
10		1:32.697	22.317	41.702	28.678	238.4	14:23:41.088
11		1:30.430	22.295	40.089	28.046	237.8	14:25:11.518
12		1:30.643	22.412	40.270	27.961	239.4	14:26:42.161
13		2:21.203 P	22.342	58.159	1:00.702	238.4	14:29:03.364
14		1:45.098	3:34.137	41.619	29.342	229.7	14:33:48.462
15		1:32.579	22.647	41.179	28.744	234.7	14:35:21.032
16		1:33.653	22.675	40.988	29.990	235.8	14:36:54.685
17		1:33.716	23.405	41.367	28.944	234.7	14:38:28.401
18		1:31.949	22.559	41.048	28.312	235.8	14:40:00.320
19		1:53.210 P	22.555	53.176	37.479	236.3	14:41:53.530
20		3:16.250	2:02.935	43.416	29.899	229.7	14:45:09.780
21		1:32.087	22.641	40.876	28.570	235.8	14:46:41.867
22		1:32.273	22.558	41.348	28.367	234.7	14:48:14.140
23		1:31.948	22.524	40.867	28.557	236.3	14:49:46.088
24		1:31.955	22.448	40.970	28.537	235.8	14:51:18.043
25		1:31.704	22.534	40.609	28.561	236.8	14:52:49.747
26		1:31.831	22.550	40.646	28.635	236.3	14:54:21.578
27		1:32.267	22.692	41.112	28.463	235.2	14:55:53.845
28		1:32.548	22.582	41.111	28.855	235.2	14:57:26.393
29		1:40.189 P	22.760	42.216	35.213	234.7	14:59:06.582





Red Bull Ring International GT Open Free Practice - 2 Lap Analysis



27

Marco Pulcini

Ferrari 296 GT3

33

Miloš Pavlović

Lamborghini Huracan GT3 EVO2

PROAM

Eddie Cheever III

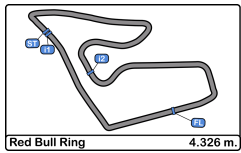
AF Corse

PROAM

Sanporn Jao-Javanil

Bonaldi Motorsport

Lap	D	Time	Sector 1	Sector 2	Sector 3	T. Spd	Elapsed	Lap	D	Time	Sector 1	Sector 2	Sector 3	T. Spd	Elapsed
1		14:10:57.564	14:09:46.687	41.598	29.279	215.1	14:10:57.564	1		14:09:57.623	14:08:36.895	50.065	30.663	177.0	14:09:57.623
2		1:32.634	22.831	40.876	28.927	235.8	14:12:30.198	2		1:39.204	24.245	44.097	30.862	222.2	14:11:36.827
3		1:32.439	22.664	40.608	28.867	236.3	14:14:02.337	3		1:36.339	23.270	40.999	32.070	231.2	14:13:13.166
4		1:33.295	22.877	41.596	28.822	235.2	14:15:35.632	4		1:37.372 P	23.054	40.669	33.649	232.2	14:14:50.538
5		1:31.904	22.634	40.516	28.754	234.7	14:17:07.536	5		7:28.780	6:17.384	41.780	29.616	225.0	14:22:19.318
6		1:31.756	22.599	40.614	28.543	234.7	14:18:39.292	6		1:33.045	23.044	41.729	29.172	232.2	14:23:53.263
7		1:32.179	22.745	40.815	28.619	234.2	14:20:11.471	7		1:35.490	23.477	42.475	29.238	229.7	14:25:28.453
8		1:31.589	22.467	40.506	28.616	234.2	14:21:43.060	8		1:33.956	23.300	41.333	29.323	230.7	14:27:02.409
9		1:32.032	22.605	40.678	28.749	236.8	14:23:15.092	9		2:12.888 P	24.103	44.418	1:04.367	194.9	14:29:15.297
10		1:32.064	22.699	40.730	28.635	235.8	14:24:47.156	10		1:11.574	2:59.908	42.050	29.616	226.4	14:33:26.871
11		1:32.071	22.569	40.815	28.687	235.8	14:26:19.227	11		1:33.786	23.125	41.553	29.108	230.7	14:35:00.657
12		1:52.822 P	22.655	43.597	46.570	235.8	14:28:12.049	12		1:34.537	23.792	41.452	29.293	230.2	14:36:35.194
13		6:14.743	4:56.476	46.237	32.000	233.2	14:34:26.762	13		1:33.064	23.383	41.513	29.068	230.7	14:38:09.158
14		1:30.635	22.522	40.120	27.993	236.3	14:35:57.397	14		1:34.367	23.478	41.328	29.561	230.7	14:39:43.525
15		1:30.645	22.708	40.093	27.814	234.7	14:37:28.012	15		1:33.754	23.571	41.186	28.997	230.7	14:41:17.279
16		1:31.016	22.445	40.377	28.194	236.3	14:38:59.028	16		1:33.963	23.380	41.397	29.186	231.2	14:42:51.242
17		1:35.832 P	22.499	40.179	33.154	235.8	14:40:34.860	17		1:33.868	22.984	41.687	29.197	231.7	14:44:25.110
18		3:05.473	1:56.639	40.484	28.350	231.7	14:43:40.333	18		1:39.880 P	23.242	41.593	35.045	231.2	14:46:04.990
19		1:30.964	22.499	40.212	28.253	234.7	14:45:11.297	19		3:21.284	2:10.077	42.065	29.142	227.8	14:49:26.274
20		1:33.863	22.322	42.188	29.353	236.3	14:46:45.160	20		1:32.824	23.060	41.171	28.593	232.2	14:50:59.098
21		1:30.259	22.233	40.007	28.019	236.3	14:48:15.419	21		1:33.275	23.272	41.244	28.759	232.2	14:52:32.373
22		1:37.109 P	22.410	40.587	34.112	235.8	14:49:52.528	22		1:46.359 P	23.011	41.893	41.455	233.2	14:54:18.732
23		7:12.916	5:58.399	45.892	28.625	230.2	14:57:05.444	23		2:50.969	1:38.294	41.380	31.295	228.8	14:57:09.701
24		1:34.232	22.539	43.470	28.223	236.3	14:58:39.676	24		1:32.197	22.952	40.740	28.505	231.2	14:58:41.898
25		1:36.296 P	22.478	40.317	33.501	234.7	15:00:15.972	25		1:31.647	22.865	40.479	28.303	231.2	15:00:13.545
26		4:29.699	3:17.871	41.797	30.031	200.7	15:04:45.671	26		1:31.198	22.645	40.330	28.223	232.2	15:01:44.743
27		1:59.586 P	22.927	44.841	51.818	233.2	15:06:45.257	27		1:32.042	22.742	40.689	28.581	231.7	15:03:16.755
								28		1:31.288	22.790	40.335	28.163	231.7	15:04:48.043
								29		1:58.500 P	22.783	43.068	52.649	232.2	15:06:46.543



Red Bull Ring International GT Open Free Practice - 2 Lap Analysis



38

Nicolò Rosi

Ferrari 296 GT3

51

Nicola Marinangeli

Ferrari 296 GT3

PROAM

Niccolò Schirò

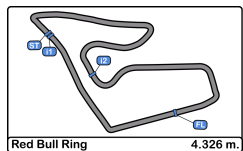
Kessel Racing

PRO

Riccardo Agostini

AF Corse

Lap	D	Time	Sector 1	Sector 2	Sector 3	T. Spd	Elapsed	Lap	D	Time	Sector 1	Sector 2	Sector 3	T. Spd	Elapsed
1		14:10:41.165	14:09:31.173	41.788	28.204	213.0	14:10:41.165	1		14:10:58.475	14:09:47.959	42.028	28.488	225.4	14:10:58.475
2		1:31.121	22.709	40.248	28.164	234.7	14:12:12.286	2		1:33.768	22.535	40.756	30.477	235.8	14:12:32.243
3		1:31.007	22.595	40.440	27.972	234.7	14:13:43.293	3		1:31.029	22.551	40.373	28.105	235.2	14:14:03.272
4		1:30.666	22.540	40.156	27.970	234.2	14:15:13.959	4		1:34.282	22.498	40.633	28.151	236.8	14:15:34.554
5		1:30.683	22.541	40.203	27.939	234.7	14:16:44.642	5		1:30.277	22.361	40.150	27.766	235.2	14:17:04.831
6		1:30.823	22.518	40.411	27.894	234.7	14:18:15.465	6		1:30.763	22.525	40.272	27.966	234.7	14:18:35.594
7		1:30.352	22.498	39.971	27.883	235.2	14:19:45.817	7		1:31.065	22.368	40.519	28.178	236.3	14:20:06.659
8		1:36.098 P	22.465	40.287	33.346	235.8	14:21:21.915	8		1:31.078	22.381	40.360	28.337	236.3	14:21:37.737
9		2:41.448	2:00.497	41.222	29.729	228.3	14:24:33.363	9		1:37.689 P	22.551	41.164	33.974	237.8	14:23:15.426
10		1:34.657	22.889	41.924	29.844	235.2	14:26:08.020	10		2:40.297	2:30.524	41.245	28.528	230.7	14:26:55.723
11		1:56.586 P	23.354	43.412	49.820	234.2	14:28:04.606	11		2:17.419 P	26.500	46.093	1:04.826	165.1	14:29:13.142
12		5:15.599	4:04.083	41.432	30.084	232.2	14:33:20.205	12		3:32.916	2:22.954	41.513	28.449	231.7	14:32:46.058
13		1:33.088	22.765	41.118	29.205	236.8	14:34:53.293	13		1:34.497	22.616	41.246	30.635	237.3	14:34:20.555
14		1:32.162	22.890	40.638	28.634	234.7	14:36:25.455	14		1:31.005	22.496	40.457	28.052	236.3	14:35:51.560
15		1:32.344	22.668	40.757	28.919	235.8	14:37:57.799	15		1:34.548	22.456	40.521	31.571	237.3	14:37:26.108
16		1:31.892	22.528	41.044	28.320	236.8	14:39:29.691	16		1:34.974	25.559	41.351	28.064	206.8	14:39:01.082
17		1:31.700	22.501	40.803	28.396	237.3	14:41:01.391	17		1:31.574	22.412	40.362	28.800	238.4	14:40:32.656
18		1:33.201	22.498	41.796	28.907	238.4	14:42:34.592	18		1:36.788 P	22.785	40.442	33.561	237.3	14:42:09.444
19		4:32.254	22.557	41.067	28.630	237.3	14:44:06.846	19		3:44.070	2:27.175	48.147	28.748	233.7	14:45:53.514
20		4:32.496	22.579	41.055	28.862	234.2	14:45:39.342	20		1:31.450	22.603	40.438	28.409	235.2	14:47:24.964
21		1:39.901 P	22.790	42.362	34.749	237.8	14:47:19.243	21		1:30.860	22.367	40.393	28.100	235.8	14:48:55.824
22		6:40.380	5:24.548	46.523	29.309	199.2	14:53:59.623	22		4:31.494	22.499	40.918	28.077	236.3	14:50:27.318
23		1:29.968	22.374	39.845	27.749	236.8	14:55:29.591	23		4:30.529	22.504	40.355	27.670	236.3	14:51:57.847
24		1:35.318	22.468	44.324	28.526	194.5	14:57:04.909	24		1:30.604	22.286	40.236	28.082	236.8	14:53:28.451
25		1:30.558	22.359	40.001	28.198	236.3	14:58:35.467	25		1:37.607 P	22.346	40.231	35.030	236.8	14:55:06.058
26		1:34.134 P	22.439	39.784	31.911	234.7	15:00:09.601	26		5:12.001	4:00.969	40.926	30.106	229.2	15:00:18.059
								27		4:30.464	22.480	40.137	27.847	234.2	15:01:48.523
								28		1:30.334	22.504	40.041	27.789	233.2	15:03:18.857
								29		4:30.886	22.416	40.756	27.714	235.8	15:04:49.743
								30		1:59.186 P	22.268	42.190	54.728	236.8	15:06:48.929



Red Bull Ring
International GT Open
Free Practice - 2
Lap Analysis



54

Dexter Müller

Mercedes AMG GT3

61

Jean-Claude Saada

Ferrari 488 GT3 MY 2020

PROAM

Yannick Mettler

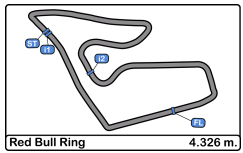
CBRX by SPS

AM*

Conrad Grunewald

AF Corse

Lap	D	Time	Sector 1	Sector 2	Sector 3	T. Spd	Elapsed	Lap	D	Time	Sector 1	Sector 2	Sector 3	T. Spd	Elapsed
1		14:10:08.913	14:08:50.384	41.564	36.965	228.3	14:10:08.913	1		14:09:44.671	14:08:33.634	41.158	29.879	228.3	14:09:44.671
2		1:31.675	22.751	40.660	28.264	234.2	14:11:40.588	2		1:31.524	22.548	40.272	28.701	235.2	14:11:16.192
3		1:31.121	22.659	40.391	28.071	234.7	14:13:11.709	3		1:30.740	22.485	40.018	28.237	233.2	14:12:46.932
4		1:30.739	22.464	40.155	28.120	235.8	14:14:42.448	4		1:31.131	22.647	40.208	28.276	230.2	14:14:18.063
5		1:30.846	22.451	40.546	27.819	237.3	14:16:13.264	5		1:31.382	22.528	40.104	28.750	233.2	14:15:49.445
6		1:30.320	22.425	40.095	27.800	235.2	14:17:43.584	6		1:36.467 P	22.553	40.445	33.469	235.2	14:17:25.912
7		1:30.221	22.506	39.985	27.730	235.2	14:19:13.805	7		2:38.191	1:29.123	40.514	28.554	222.6	14:20:04.103
8		1:36.767 P	22.463	40.118	34.186	236.3	14:20:50.572	8		1:31.264	22.478	40.307	28.479	236.8	14:21:35.367
9		2:57.903	1:49.661	40.378	27.864	232.7	14:23:48.475	9		1:30.834	22.412	40.040	28.382	233.7	14:23:06.201
10		1:30.438	22.344	40.232	27.862	237.8	14:25:18.913	10		1:35.150 P	22.372	40.084	32.694	236.8	14:24:41.351
11		1:30.584	22.465	40.234	27.885	236.3	14:26:49.497	11		3:44.199	2:20.594	48.052	35.553	226.8	14:28:25.550
12		2:19.827 P	23.028	54.238	1:02.561	237.3	14:29:09.324	12		2:06.846 P	32.273	48.990	45.583	185.5	14:30:32.396
13		4:37.051	3:24.538	41.721	30.792	228.8	14:33:46.375	13		2:45.966	1:33.500	42.552	29.914	223.6	14:33:18.362
14		1:36.072 P	22.587	40.445	33.040	236.8	14:35:22.447	14		1:37.021	23.205	42.548	31.268	233.2	14:34:55.383
15		3:27.007	2:17.856	40.913	28.238	231.2	14:38:49.454	15		1:34.612	23.187	41.730	29.695	233.7	14:36:29.995
16		1:31.217	22.530	40.565	28.122	235.8	14:40:20.671	16		1:34.112	23.200	41.303	29.609	233.2	14:38:04.107
17		1:31.167	22.516	40.367	28.284	236.3	14:41:51.838	17		1:38.936 P	22.954	41.088	34.894	234.7	14:39:43.043
18		1:31.481	22.561	40.833	28.087	235.2	14:43:23.319	18		2:50.054	1:38.765	41.730	29.559	229.2	14:42:33.097
19		1:30.988	22.496	40.403	28.089	235.8	14:44:54.307	19		1:32.928	23.011	40.698	29.219	233.7	14:44:06.025
20		1:36.143 P	22.656	40.648	32.839	234.7	14:46:30.450	20		1:32.930	22.872	41.065	28.993	233.7	14:45:38.955
21		4:05.144	2:49.540	41.766	33.838	229.7	14:50:35.594	21		1:33.095	22.787	41.105	29.203	233.2	14:47:12.050
22		1:35.534 P	22.531	40.469	32.534	235.8	14:52:11.128	22		1:32.842	22.780	40.797	29.265	235.2	14:48:44.892
23		4:51.001	3:38.309	42.976	29.716	227.8	14:57:02.129	23		1:32.158	22.644	40.696	28.818	235.2	14:50:17.050
24		1:34.405	23.370	41.319	29.716	232.2	14:58:36.534	24		1:33.001	22.693	40.917	29.391	235.2	14:51:50.051
25		1:33.370	22.937	41.307	29.126	234.2	15:00:09.904	25		1:32.974	22.882	40.893	29.196	234.2	14:53:23.022
26		1:33.367	23.108	41.286	28.973	230.7	15:01:43.271	26		1:34.303	22.793	40.890	30.620	234.7	14:54:57.325
27		1:34.437	23.144	41.267	30.026	231.2	15:03:17.708	27		1:38.779 P	22.971	41.079	34.729	229.7	14:56:36.104
28		1:35.183	24.161	41.807	29.215	195.6	15:04:52.891	28		2:53.378	1:43.227	41.163	28.988	230.2	14:59:29.482
29		2:00.007 P	22.854	42.767	54.386	234.7	15:06:52.898	29		1:32.877	22.844	40.955	29.078	231.7	15:01:02.359
								30		1:32.492	22.857	40.746	28.889	233.2	15:02:34.851
								31		1:32.573	22.738	40.918	28.917	233.2	15:04:07.424
								32		1:32.766	22.798	40.895	29.073	230.7	15:05:40.190
								33		2:00.651 P	26.054	48.728	45.869	196.7	15:07:40.841



Red Bull Ring International GT Open Free Practice - 2 Lap Analysis



63

Pierre Louis Chovet

Lamborghini Huracan GT3 EVO2

PRO

Maximilian Paul

Oregon Team

65

Heiko Neumann

Mercedes AMG GT3 2020

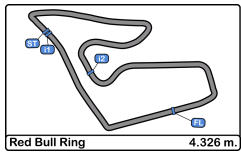
AM

Timo Rumpfkeil

Team Motopark

Lap	D	Time	Sector 1	Sector 2	Sector 3	T. Spd	Elapsed	Lap	D	Time	Sector 1	Sector 2	Sector 3	T. Spd	Elapsed
1		14:09:52.983	14:08:37.454	44.417	31.112	199.6	14:09:52.983	1		14:09:58.255	14:08:47.606	41.431	29.218	229.7	14:09:58.255
2		1:39.433 P	23.822	41.831	33.780	227.8	14:11:32.416	2		1:33.117	23.078	41.224	28.815	235.2	14:11:31.372
3		2:48.006	1:38.627	40.905	28.474	229.2	14:14:20.422	3		1:32.166	22.987	40.785	28.394	235.2	14:13:03.538
4		1:31.481	22.822	40.471	28.188	232.7	14:15:51.903	4		1:34.748	22.586	40.697	28.435	235.2	14:14:35.256
5		1:31.340	22.675	40.395	28.270	232.7	14:17:23.243	5		1:34.409	22.347	40.305	28.457	235.8	14:16:06.365
6		1:34.204	22.593	40.313	28.295	232.7	14:18:54.444	6		1:30.929	22.399	40.157	28.373	235.2	14:17:37.294
7		1:37.104 P	23.704	40.450	32.950	230.2	14:20:31.548	7		1:34.747	22.391	41.016	28.340	236.3	14:19:09.041
8		4:39.654	3:24.716	46.237	28.701	221.7	14:25:11.202	8		1:35.824 P	22.456	40.591	32.777	236.8	14:20:44.865
9		1:34.067	22.659	43.028	28.370	234.2	14:26:45.259	9		2:41.947	1:32.473	41.148	28.326	212.5	14:23:26.812
10		2:19.966 P	22.766	56.766	1:00.434	187.1	14:29:05.225	10		1:31.718	22.380	40.807	28.531	238.4	14:24:58.530
11		3:32.947	2:23.545	40.924	28.478	227.8	14:32:38.172	11		1:32.625	23.705	40.488	28.432	235.2	14:26:31.155
12		1:31.550	22.656	40.661	28.233	233.7	14:34:09.722	12		1:52.453 P	22.412	43.695	46.346	236.8	14:28:23.608
13		1:34.326	22.562	40.548	28.215	234.2	14:35:41.047	13		4:39.369	3:29.273	41.317	28.779	233.2	14:33:02.977
14		1:30.996	22.479	40.254	28.263	234.2	14:37:12.043	14		1:31.997	22.616	40.676	28.705	238.9	14:34:34.974
15		1:36.094 P	22.583	40.640	32.871	233.2	14:38:48.137	15		1:31.947	22.459	40.845	28.643	238.4	14:36:06.921
16		4:16.272	3:03.568	44.087	28.617	203.3	14:43:04.409	16		1:31.525	22.435	40.662	28.428	238.4	14:37:38.446
17		1:31.755	22.700	40.894	28.161	233.2	14:44:36.164	17		1:31.312	22.353	40.566	28.393	238.4	14:39:09.758
18		1:34.044	22.544	40.321	28.149	233.7	14:46:07.178	18		1:37.099 P	22.565	41.396	33.138	233.7	14:40:46.857
19		1:30.785	22.465	40.253	28.067	234.2	14:47:37.963	19		7:47.999	6:38.318	41.149	28.523	231.7	14:48:34.847
20		1:36.158 P	23.624	40.435	32.099	231.2	14:49:14.121	20		1:34.239	22.511	40.489	28.230	236.3	14:50:06.077
21		2:30.276	1:16.390	41.585	32.301	228.3	14:51:44.397	21		1:34.247	22.527	40.736	30.984	236.8	14:51:40.324
22		1:31.621	22.757	40.570	28.294	234.7	14:53:16.018	22		1:31.154	22.446	40.370	28.338	237.3	14:53:11.478
23		1:31.794	22.673	40.532	28.589	234.7	14:54:47.812	23		1:34.442	22.650	42.376	29.416	237.8	14:54:45.920
24		1:34.926	23.054	40.466	28.406	233.7	14:56:19.738	24		1:31.340	22.520	40.379	28.441	236.8	14:56:17.260
25		1:31.884	22.749	40.609	28.526	234.7	14:57:51.622	25		1:36.360 P	22.474	41.223	32.663	237.8	14:57:53.620
26		1:31.744	22.725	40.667	28.352	232.2	14:59:23.366	26		2:41.776	1:32.157	40.911	28.708	233.7	15:00:35.396
27		1:36.400	22.704	40.686	33.010	232.7	15:00:59.766	27		4:30.872	22.510	40.209	28.153	235.2	15:02:06.268
28		1:34.647	22.770	40.472	28.375	232.7	15:02:31.383	28		1:34.408	22.596	40.199	28.313	235.8	15:03:37.376
29		1:31.605	22.762	40.452	28.391	233.2	15:04:02.988	29		4:30.992	22.467	40.304	28.221	236.8	15:05:08.368
30		1:31.696	22.686	40.583	28.427	233.7	15:05:34.684	30		1:52.325 P	22.372	47.300	42.653	237.3	15:07:00.693
31		2:01.235 P	26.023	52.772	42.440	159.0	15:07:35.919								





Red Bull Ring International GT Open Free Practice - 2 Lap Analysis



66

Stewart Proctor

McLaren 720S GT3

69

Samuel De Haan

McLaren 720S GT3

PROAM

Lewis Proctor

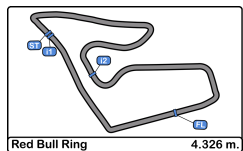
Greystone GT

PRO

Charlie Fagg

Optimum Motorsport

Lap	D	Time	Sector 1	Sector 2	Sector 3	T. Spd	Elapsed	Lap	D	Time	Sector 1	Sector 2	Sector 3	T. Spd	Elapsed
1		14:09:39.466	14:08:28.542	42.002	28.922	225.9	14:09:39.466	1		14:09:42.565	14:08:33.494	40.698	28.373	232.2	14:09:42.565
2		1:31.617	22.760	40.542	28.315	233.7	14:11:11.083	2		1:31.345	22.329	40.307	28.709	238.9	14:11:13.910
3		1:30.947	22.490	40.423	28.004	236.8	14:12:42.000	3		1:30.204	22.268	40.151	27.785	238.9	14:12:44.114
4		1:30.359	22.335	40.207	27.817	237.3	14:14:12.359	4		1:29.739	22.164	39.944	27.631	240.0	14:14:13.853
5		1:30.485	22.170	40.241	28.074	238.9	14:15:42.844	5		1:29.886	22.123	39.914	27.849	240.5	14:15:43.739
6		1:30.607	22.263	40.152	28.192	238.4	14:17:13.451	6		1:34.496 P	22.393	40.098	32.005	239.4	14:17:18.235
7		1:32.089	22.269	40.898	28.922	238.9	14:18:45.540	7		3:00.427	1:48.989	42.705	28.733	219.9	14:20:18.662
8		1:30.666	22.294	40.230	28.142	238.4	14:20:16.206	8		1:30.751	22.269	40.263	28.219	238.4	14:21:49.413
9		1:35.855 P	22.196	40.248	33.411	238.9	14:21:52.061	9		1:30.638	22.246	40.114	28.278	238.9	14:23:20.051
10		2:53.352	1:40.594	42.252	30.506	223.6	14:24:45.413	10		1:31.295	22.254	40.462	28.579	239.4	14:24:51.346
11		1:33.655	22.642	41.052	29.961	236.8	14:26:19.068	11		1:31.027	22.232	40.501	28.294	239.4	14:26:22.373
12		1:55.751 P	23.996	43.891	47.864	236.8	14:28:14.819	12		1:55.451 P	22.330	45.172	47.949	238.9	14:28:17.824
13		4:38.853	3:26.645	41.983	30.225	217.3	14:32:53.672	13		5:32.417	4:22.354	40.993	29.070	234.7	14:33:50.241
14		1:34.326	22.764	41.524	30.038	237.3	14:34:27.998	14		1:31.676	22.341	40.720	28.615	238.4	14:35:21.917
15		1:35.003	22.858	41.946	30.199	225.0	14:36:03.001	15		1:32.858	22.282	40.876	29.700	239.4	14:36:54.775
16		1:33.202	22.629	41.017	29.556	237.3	14:37:36.203	16		1:31.409	22.687	40.464	28.249	236.8	14:38:26.175
17		1:33.177	22.611	40.998	29.568	237.3	14:39:09.380	17		1:31.320	22.275	40.703	28.342	238.4	14:39:57.495
18		1:32.685	22.752	40.723	29.210	237.3	14:40:42.065	18		1:31.648	22.259	40.857	28.532	239.4	14:41:29.143
19		1:32.156	22.419	40.591	29.146	237.8	14:42:14.221	19		1:31.144	22.465	40.454	28.195	238.4	14:43:00.257
20		1:32.344	22.408	40.578	29.358	237.8	14:43:46.565	20		1:30.822	22.305	40.428	28.089	238.9	14:44:31.079
21		1:32.711	22.517	40.748	29.446	237.8	14:45:19.276	21		1:37.779 P	22.240	40.876	34.663	238.9	14:46:08.858
22		1:40.655 P	22.779	40.767	37.109	237.8	14:46:59.931	22		2:42.345	1:33.386	40.546	28.413	234.7	14:48:51.203
23		2:50.124	1:39.042	41.536	29.546	225.0	14:49:50.055	23		4:30.798	22.332	40.319	28.147	238.4	14:50:22.001
24		1:32.269	22.501	40.656	29.112	237.8	14:51:22.324	24		1:30.761	22.305	40.360	28.096	238.4	14:51:52.762
25		1:32.296	22.329	40.747	29.220	238.9	14:52:54.620	25		1:31.155	22.368	40.447	28.340	239.4	14:53:23.917
26		1:34.021	23.956	40.751	29.314	236.8	14:54:28.641	26		1:41.149 P	22.313	40.840	37.996	240.5	14:55:05.066
27		1:32.184	22.466	40.648	29.070	237.8	14:56:00.825	27		2:42.946	1:33.226	40.829	28.891	235.2	14:57:48.012
28		1:32.471	22.599	40.637	29.235	237.3	14:57:33.296	28		1:33.902	22.377	40.529	30.996	237.8	14:59:21.914
29		1:33.392	23.349	40.808	29.235	239.4	14:59:06.688	29		1:30.862	22.412	40.263	28.187	237.8	15:00:52.776
30		1:32.180	22.485	40.416	29.279	237.8	15:00:38.868	30		1:30.884	22.450	40.153	28.281	237.3	15:02:23.660
31		1:38.955 P	22.492	41.012	35.451	238.4	15:02:17.823	31		1:30.428	22.181	40.167	28.080	238.4	15:03:54.088
32		2:41.340	1:32.335	40.840	28.165	234.7	15:04:59.163	32		1:34.795 P	22.353	40.327	32.115	238.4	15:05:28.883
33		1:57.711 P	22.937	52.184	42.590	236.3	15:06:56.874								



Red Bull Ring International GT Open Free Practice - 2 Lap Analysis



84

Andrew Gilbert

McLaren 720S GT3

88

Gino Forgione

Ferrari 488 GT3 MY 2020

PROAM

Fran Rueda

Altitude Racing by Optimum

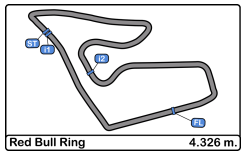
AM*

Andrea Montermini

AF Corse

Lap	D	Time	Sector 1	Sector 2	Sector 3	T. Spd	Elapsed	Lap	D	Time	Sector 1	Sector 2	Sector 3	T. Spd	Elapsed
1		14:09:53.764	14:08:35.535	45.482	32.747	197.8	14:09:53.764	1		14:10:22.671	14:09:07.362	44.657	30.652	205.7	14:10:22.671
2		1:36.411	23.589	43.220	29.602	200.0	14:11:30.175	2		1:33.089	22.992	41.161	28.936	234.7	14:11:55.760
3		1:35.375	22.893	44.301	28.181	209.7	14:13:05.550	3		1:32.863	22.748	41.207	28.908	235.2	14:13:28.623
4		1:33.274	23.365	41.788	28.121	197.8	14:14:38.824	4		1:32.424	22.739	41.033	28.652	234.7	14:15:01.047
5		1:34.743	22.402	41.246	28.065	237.3	14:16:10.537	5		1:32.545	22.702	41.059	28.784	234.7	14:16:33.592
6		1:41.602	25.994	46.950	28.658	178.8	14:17:52.139	6		1:32.511	22.853	40.900	28.758	233.7	14:18:06.103
7		1:30.513	22.429	40.164	27.920	237.3	14:19:22.652	7		1:32.316	22.738	40.879	28.699	234.7	14:19:38.419
8		1:30.485	22.408	40.114	27.963	236.8	14:20:53.137	8		1:31.986	22.587	40.809	28.590	235.2	14:21:10.405
9		1:30.619	22.343	40.285	27.991	238.4	14:22:23.756	9		1:31.744	22.643	40.419	28.682	235.8	14:22:42.149
10		1:35.318 P	22.327	40.432	32.559	239.4	14:23:59.074	10		1:32.034	22.737	40.578	28.719	236.3	14:24:14.183
11		3:38.649 P	2:10.943	42.225	45.481	231.7	14:27:37.723	11		1:36.027	22.494	43.982	29.551	236.8	14:25:50.210
12		5:48.152	4:35.707	42.123	30.322	232.7	14:33:25.875	12		1:50.094 P	22.589	40.720	46.785	235.8	14:27:40.304
13		1:34.631	22.967	41.650	30.014	237.3	14:35:00.506	13		5:41.112	4:26.216	43.221	31.675	200.7	14:33:21.416
14		1:34.352	23.186	41.372	29.794	237.3	14:36:34.858	14		1:32.948	22.552	41.045	29.351	236.8	14:34:54.364
15		1:34.020	22.987	41.265	29.768	237.3	14:38:08.878	15		1:32.366	22.565	41.145	28.656	236.8	14:36:26.730
16		1:34.341	23.096	41.484	29.761	236.8	14:39:43.219	16		1:32.603	22.686	40.975	28.942	235.8	14:37:59.333
17		1:33.694	22.997	41.249	29.448	237.3	14:41:16.913	17		1:31.889	22.556	40.670	28.663	236.3	14:39:31.222
18		1:33.770	22.889	41.238	29.643	236.8	14:42:50.683	18		1:32.192	22.669	40.731	28.792	236.8	14:41:03.414
19		1:33.398	22.817	41.210	29.371	237.8	14:44:24.081	19		1:37.633 P	22.460	41.230	33.943	237.3	14:42:41.047
20		1:33.014	22.729	40.984	29.301	237.3	14:45:57.095	20		4:09.341	2:58.102	41.294	29.945	227.8	14:46:50.388
21		1:33.691	22.819	41.379	29.493	238.4	14:47:30.786	21		1:30.925	22.364	40.260	28.301	235.8	14:48:21.313
22		1:33.352	22.806	41.134	29.412	238.4	14:49:04.138	22		1:30.898	22.362	40.239	28.297	236.8	14:49:52.211
23		1:33.612	22.926	41.207	29.479	237.8	14:50:37.750	23		1:31.202	22.297	40.072	28.833	236.8	14:51:23.413
24		1:41.493 P	22.929	41.992	36.572	238.9	14:52:19.243	24		1:31.366	22.363	40.339	28.664	238.4	14:52:54.779
25		3:48.874	2:38.128	41.670	29.076	233.7	14:56:08.117	25		1:37.317	24.533	42.660	30.124	235.2	14:54:32.096
26		1:33.001	22.846	40.963	29.192	236.3	14:57:41.118	26		1:30.553	22.245	40.339	27.969	236.8	14:56:02.649
27		1:37.295	23.649	41.099	32.547	233.2	14:59:18.413	27		1:30.824	22.290	40.206	28.328	236.8	14:57:33.473
28		1:32.872	23.034	40.901	28.937	235.8	15:00:51.285	28		1:30.790	22.350	40.185	28.255	236.3	14:59:04.263
29		1:33.230	22.907	40.695	29.628	235.8	15:02:24.515	29		1:33.104	22.229	40.633	30.242	236.3	15:00:37.367
30		1:33.235	22.782	41.143	29.310	236.8	15:03:57.750	30		1:30.782	22.275	40.424	28.083	236.8	15:02:08.149
31		1:32.676	22.870	40.767	29.039	236.3	15:05:30.426	31		1:30.420	22.233	40.211	27.976	236.8	15:03:38.569
32		1:59.833 P	25.726	51.293	42.814	145.7	15:07:30.259	32		1:30.584	22.292	40.240	28.052	237.3	15:05:09.153
								33		2:06.864 P	22.212	49.823	54.829	237.3	15:07:16.017





Red Bull Ring International GT Open Free Practice - 2 Lap Analysis



91

Ernst Kirchmayr

Ferrari 488 GT3 Evo

777

Marcin Jedliński

Audi R8 LMS 2018

AM

Philipp Baron

Team Baron Motorsport

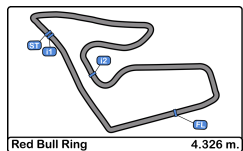
PROAM

Karol Basz

Olimp Racing

Lap	D	Time	Sector 1	Sector 2	Sector 3	T. Spd	Elapsed	Lap	D	Time	Sector 1	Sector 2	Sector 3	T. Spd	Elapsed
1		14:10:28.201	14:08:59.759	53.399	35.043	151.2	14:10:28.201	1		14:12:29.411	14:11:18.174	41.524	29.713	223.6	14:12:29.411
2		1:45.963	28.113	46.246	31.604	193.8	14:12:14.164	2		1:38.798	22.939	44.030	31.829	236.3	14:14:08.209
3		1:33.623	22.813	41.264	29.546	233.7	14:13:47.787	3		1:32.740	22.788	40.970	28.982	236.8	14:15:40.949
4		1:32.972	22.813	41.075	29.084	233.7	14:15:20.759	4		1:35.947	24.803	42.369	28.775	218.1	14:17:16.896
5		1:35.989	22.733	43.542	29.714	233.7	14:16:56.748	5		1:31.817	22.550	40.822	28.445	236.8	14:18:48.713
6		1:32.542	22.799	40.693	29.050	232.2	14:18:29.290	6		1:33.893	22.541	40.855	30.497	238.9	14:20:22.606
7		1:32.623	22.852	40.682	29.089	233.2	14:20:01.913	7		1:32.054	22.584	41.008	28.462	237.8	14:21:54.660
8		1:34.230	23.517	40.801	29.912	233.7	14:21:36.143	8		1:31.336	22.524	40.430	28.382	238.4	14:23:25.996
9		1:33.417	22.565	41.451	29.401	234.7	14:23:09.560	9		1:31.986	22.500	40.959	28.527	238.4	14:24:57.982
10		1:31.963	22.607	40.635	28.721	235.2	14:24:41.523	10		1:31.637	22.453	40.773	28.411	236.8	14:26:29.619
11		1:31.970	22.696	40.584	28.690	235.2	14:26:13.493	11		1:49.185 P	22.491	41.636	45.058	237.3	14:28:18.804
12		1:54.077 P	22.739	42.248	49.090	234.2	14:28:07.570	12		6:08.210	4:53.602	42.724	31.884	232.2	14:34:27.014
13		6:08.997	4:59.730	40.967	28.300	229.7	14:34:16.567	13		1:33.108	23.592	40.905	28.611	237.3	14:36:00.122
14		1:31.367	22.746	40.415	28.206	235.2	14:35:47.934	14		1:32.070	22.235	41.114	28.721	240.0	14:37:32.192
15		1:30.724	22.396	40.307	28.021	236.3	14:37:18.658	15		1:32.858	22.826	41.587	28.445	237.8	14:39:05.050
16		1:31.262	22.312	40.694	28.256	237.8	14:38:49.920	16		1:31.242	22.518	40.352	28.372	238.9	14:40:36.292
17		1:34.965 P	22.428	40.621	31.916	237.8	14:40:24.885	17		1:45.613 P	22.517	46.810	36.286	238.9	14:42:21.905
18		2:50.233	1:41.902	40.263	28.068	231.2	14:43:15.118	18		3:53.421	2:40.517	44.038	28.866	226.8	14:46:15.326
19		1:30.578	22.466	40.106	28.006	235.8	14:44:45.696	19		1:30.490	22.235	40.164	28.091	240.0	14:47:45.816
20		1:30.587	22.463	39.993	28.131	236.8	14:46:16.283	20		1:31.722	22.530	40.235	28.957	238.9	14:49:17.538
21		1:30.552	22.326	39.995	28.231	236.3	14:47:46.835	21		1:30.246	22.113	40.143	27.960	240.5	14:50:47.754
22		1:35.647 P	22.330	41.082	32.235	237.3	14:49:22.482	22		1:30.049	22.072	40.065	27.912	242.6	14:52:17.803
23		4:39.432 P	3:03.523	52.764	43.145	229.2	14:54:01.914	23		1:35.525 P	22.178	40.126	33.221	240.0	14:53:53.328
24		2:10.823	59.298	41.556	29.969	230.2	14:56:12.737	24		2:18.025	1:09.642	40.183	28.200	236.8	14:56:11.353
25		1:33.018	22.717	41.130	29.171	234.2	14:57:45.755	25		1:30.159	22.102	40.093	27.964	240.0	14:57:41.512
26		1:34.438	22.688	40.517	31.233	234.7	14:59:20.193	26		1:31.662	22.954	40.454	28.254	237.3	14:59:13.174
27		1:33.596	22.866	40.865	29.865	233.7	15:00:53.789	27		1:35.711 P	22.066	40.126	33.519	238.9	15:00:48.885
28		1:32.229	22.624	40.893	28.712	234.2	15:02:26.018	28		2:59.353	1:48.452	41.854	29.047	234.7	15:03:48.238
29		1:32.284	22.716	40.780	28.788	235.2	15:03:58.302	29		1:35.448 P	22.081	40.172	33.195	238.9	15:05:23.686
30		1:33.661	22.702	40.970	29.989	235.2	15:05:31.963								
31		2:01.000 P	24.954	52.111	43.935	159.7	15:07:32.963								





Red Bull Ring
International GT Open
Free Practice - 2
Lap Analysis



786

Kiki Sak Nana

Mercedes AMG GT3 2023

911

Axel Blom

Mercedes AMG GT3 2023

AM

Adam Osieka

GetSpeed

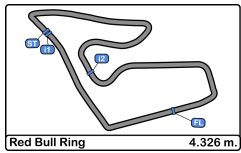
PROAM

Steve Jans

GetSpeed

Lap	D	Time	Sector 1	Sector 2	Sector 3	T. Spd	Elapsed	Lap	D	Time	Sector 1	Sector 2	Sector 3	T. Spd	Elapsed
1		14:18:47.172	14:17:34.181	42.955	30.036	225.9	14:18:47.172	1		14:10:32.208	14:09:18.572	43.435	30.201	225.4	14:10:32.208
2		1:37.571	22.662	40.511	34.398	233.2	14:20:24.743	2		1:32.117	23.101	40.493	28.523	234.7	14:12:04.325
3		1:36.512	22.639	43.545	30.328	233.2	14:22:01.255	3		1:30.942	22.528	40.109	28.305	235.2	14:13:35.267
4		1:31.668	22.719	40.520	28.429	235.2	14:23:32.923	4		1:31.428	22.816	40.266	28.346	235.2	14:15:06.695
5		1:31.403	22.698	40.339	28.066	234.7	14:25:04.026	5		1:30.897	22.689	40.135	28.073	234.2	14:16:37.592
6		1:31.925	22.792	40.130	29.003	234.7	14:26:35.951	6		1:41.108	22.559	41.563	36.986	235.2	14:18:18.700
7		1:53.240 P	22.465	46.178	44.597	235.2	14:28:29.191	7		1:31.037	22.541	40.293	28.203	234.2	14:19:49.737
8		4:14.707	3:05.073	40.952	28.682	228.8	14:32:43.898	8		1:37.409 P	22.549	40.372	34.488	235.2	14:21:27.146
9		1:31.635	22.879	40.398	28.358	234.7	14:34:15.533	9		4:31.277	3:05.092	45.939	40.246	229.7	14:25:58.423
10		1:31.092	22.606	40.312	28.174	235.2	14:35:46.625	10		1:44.433 P	23.078	40.874	40.481	233.2	14:27:42.856
11		1:30.829	22.570	40.064	28.195	235.8	14:37:17.454	11		5:05.081	3:55.073	41.024	28.984	231.2	14:32:47.937
12		1:30.929	22.536	40.214	28.179	235.2	14:38:48.383	12		1:36.282	23.012	40.873	32.397	236.3	14:34:24.219
13		1:31.085	22.741	40.222	28.122	234.7	14:40:19.468	13		1:32.044	22.726	40.721	28.564	235.8	14:35:56.230
14		1:37.763 P	22.614	40.253	34.896	235.2	14:41:57.231	14		1:34.475	25.359	40.551	28.565	231.2	14:37:30.705
15		2:42.187	1:32.081	41.130	28.976	233.2	14:44:39.418	15		1:31.995	22.641	40.625	28.729	237.3	14:39:02.700
16		1:32.892	22.994	40.985	28.913	233.7	14:46:12.310	16		1:31.578	22.561	40.569	28.448	236.8	14:40:34.278
17		1:33.227	23.043	41.050	29.134	235.2	14:47:45.537	17		1:31.901	22.546	40.716	28.639	237.8	14:42:06.179
18		1:33.042	22.892	41.431	28.719	235.2	14:49:18.579	18		1:37.373 P	22.589	40.939	33.845	236.3	14:43:43.552
19		1:32.261	22.693	40.892	28.676	236.3	14:50:50.840	19		3:03.120	1:52.274	41.223	29.623	232.7	14:46:46.672
20		1:32.307	22.777	40.944	28.586	236.3	14:52:23.147	20		1:32.126	22.689	40.831	28.606	235.2	14:48:18.798
21		1:32.551	22.761	40.999	28.791	236.8	14:53:55.698	21		1:31.844	22.606	40.628	28.580	236.8	14:49:50.612
22		1:32.471	22.860	40.981	28.630	235.2	14:55:28.169	22		1:32.355	22.605	40.691	29.059	237.3	14:51:22.967
23		1:32.288	22.706	41.044	28.538	235.8	14:57:00.457	23		1:36.075	22.670	42.412	30.993	228.8	14:52:59.042
24		1:32.480	22.932	40.934	28.614	234.7	14:58:32.937	24		1:44.100 P	24.594	41.696	37.810	234.7	14:54:43.142
25		1:32.433	22.937	40.843	28.653	234.7	15:00:05.370	25		3:12.026	1:53.896	41.430	36.700	232.7	14:57:55.168
26		1:32.320	22.952	40.840	28.528	234.2	15:01:37.690	26		1:37.815 P	22.717	40.689	34.409	234.7	14:59:32.983
27		1:32.268	22.926	40.837	28.505	234.7	15:03:09.958	27		4:52.647	3:40.462	40.946	31.239	230.2	15:04:25.630
28		1:31.763	22.668	40.702	28.393	234.7	15:04:41.721	28		1:43.744 P	22.676	40.636	40.432	234.7	15:06:09.374
29		1:42.311 P	22.610	42.074	37.627	235.2	15:06:24.032								





Red Bull Ring International GT Open Free Practice - 2 Lap Analysis



007

Jahid Fazal-Karim

Aston Martin GT3 AMR MY2019

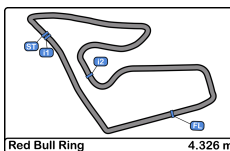
AM

Pascal Bachmann

Street-Art Racing

Lap	D	Time	Sector 1	Sector 2	Sector 3	T. Spd	Elapsed
1		14:10:46.177	14:09:30.753	44.554	30.870	224.0	14:10:46.177
2		1:38.042	24.917	42.651	30.474	230.7	14:12:24.219
3		1:36.150	23.801	42.388	29.961	232.2	14:14:00.369
4		1:40.364	23.182	46.113	31.069	234.7	14:15:40.733
5		1:38.626	27.056	41.939	29.631	234.7	14:17:19.359
6		1:34.610	23.282	41.588	29.740	233.7	14:18:53.969
7		1:36.006	25.005	41.345	29.656	231.2	14:20:29.975
8		1:34.092	23.119	41.662	29.311	234.7	14:22:04.067
9		1:40.198	22.918	46.866	30.414	237.3	14:23:44.265
10		2:13.776 P	23.053	1:06.931	43.792	236.3	14:25:58.041
11		7:12.414	6:00.243	42.055	30.116	227.8	14:33:10.455
12		1:34.267	23.078	41.527	29.662	235.2	14:34:44.722
13		1:34.186	23.051	41.704	29.431	234.7	14:36:18.908
14		1:34.680	23.784	41.344	29.552	233.2	14:37:53.588
15		1:33.313	22.973	41.095	29.245	235.2	14:39:26.901
16		1:33.507	22.681	41.178	29.648	236.3	14:41:00.408
17		1:37.860	22.904	42.338	32.618	235.8	14:42:38.268
18		1:33.725	23.007	41.363	29.355	235.8	14:44:11.993
19		1:40.162 P	22.935	41.638	35.589	234.7	14:45:52.155
20		3:38.552	2:23.567	43.945	31.040	184.9	14:49:30.707
21		1:35.236	23.478	42.031	29.727	234.2	14:51:05.943
22		1:34.429	22.957	41.756	29.716	235.8	14:52:40.372
23		2:06.889	52.930	43.469	30.490	219.0	14:54:47.261
24		1:37.447	24.353	42.386	30.708	214.7	14:56:24.708
25		1:34.622	23.390	41.543	29.589	235.8	14:57:59.230
26		1:35.498	23.077	42.626	29.795	235.8	14:59:34.728
27		1:34.693	23.259	41.640	29.794	234.7	15:01:09.421
28		1:34.333	22.990	41.537	29.806	234.2	15:02:43.754
29		1:36.157	23.136	43.299	29.722	233.7	15:04:19.911
30			23.144	4:26.401		233.7	



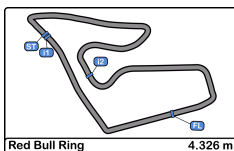


Red Bull Ring
International GT Open
Free Practice - 2
Best Sectors Results



	Sector - 1			Sector - 2		Sector - 3		Ideal Lap vs Best Lap							
Clas	Nº	Driver	Time	Nº	Driver	Time	Nº	Driver	Time	Clas	Nº	Driver	Ideal Lap	Best Lap	Clas
1	777	Jedliński - Basz	22.066	38	Rosi - Schirò	39.784	23	Reicher - Haase	27.603	1	23	Reicher - Haase	1:29.531	1:29.666	1
2	23	Reicher - Haase	22.101	23	Reicher - Haase	39.827	69	De Haan - Fagg	27.631	2	69	De Haan - Fagg	1:29.668	1:29.739	2
3	69	De Haan - Fagg	22.123	69	De Haan - Fagg	39.914	51	Marinangeli - Agostini	27.670	3	38	Rosi - Schirò	1:29.892	1:29.968	3
4	66	Proctor - Proctor	22.170	25	Cozzi - Sernagiotto	39.950	5	Jedliński - Korzeniowski	27.686	4	51	Marinangeli - Agostini	1:29.979	1:30.334	7
5	88	Forgione - Montermini	22.212	54	Müller - Mettler	39.985	54	Müller - Mettler	27.730	5	777	Jedliński - Basz	1:30.043	1:30.049	4
6	27	Pulcini - Cheever III	22.233	91	Kirchmayr - Baron	39.993	38	Rosi - Schirò	27.749	6	27	Pulcini - Cheever III	1:30.054	1:30.635	12
7	51	Marinangeli - Agostini	22.268	27	Pulcini - Cheever III	40.007	27	Pulcini - Cheever III	27.814	7	54	Müller - Mettler	1:30.059	1:30.221	5
8	25	Cozzi - Sernagiotto	22.295	61	Saada - Grunewald	40.018	66	Proctor - Proctor	27.817	8	66	Proctor - Proctor	1:30.139	1:30.485	9
9	91	Kirchmayr - Baron	22.312	51	Marinangeli - Agostini	40.041	25	Cozzi - Sernagiotto	27.906	9	25	Cozzi - Sernagiotto	1:30.151	1:30.223	6
10	84	Gilbert - Rueda	22.327	786	Kiki - Osieka	40.064	777	Jedliński - Basz	27.912	10	5	Jedliński - Korzeniowski	1:30.213	1:32.330	24
11	17	Menchaca - Siebert	22.335	777	Jedliński - Basz	40.065	84	Gilbert - Rueda	27.920	11	88	Forgione - Montermini	1:30.253	1:30.420	8
12	54	Müller - Mettler	22.344	88	Forgione - Montermini	40.072	19	Perolini - Arrow	27.940	12	91	Kirchmayr - Baron	1:30.311	1:30.552	11
13	65	Neumann - Rumpfkeil	22.347	6	Bartone - Walker	40.109	6	Bartone - Walker	27.968	13	84	Gilbert - Rueda	1:30.361	1:30.485	10
14	38	Rosi - Schirò	22.359	911	Blom - Jans	40.109	88	Forgione - Montermini	27.969	14	6	Bartone - Walker	1:30.470	1:30.663	13
15	5	Jedliński - Korzeniowski	22.360	84	Gilbert - Rueda	40.114	91	Kirchmayr - Baron	28.006	15	786	Kiki - Osieka	1:30.595	1:30.829	15
16	20	Barr - Pitamber	22.369	66	Proctor - Proctor	40.152	20	Barr - Pitamber	28.006	16	61	Saada - Grunewald	1:30.627	1:30.834	16
17	61	Saada - Grunewald	22.372	65	Neumann - Rumpfkeil	40.157	786	Kiki - Osieka	28.066	17	65	Neumann - Rumpfkeil	1:30.657	1:31.154	20
18	6	Bartone - Walker	22.393	5	Jedliński - Korzeniowski	40.167	63	Chovet - Paul	28.067	18	17	Menchaca - Siebert	1:30.708	1:30.995	18
19	786	Kiki - Osieka	22.465	17	Menchaca - Siebert	40.212	911	Blom - Jans	28.073	19	911	Blom - Jans	1:30.710	1:30.942	17
20	63	Chovet - Paul	22.465	63	Chovet - Paul	40.253	65	Neumann - Rumpfkeil	28.153	20	20	Barr - Pitamber	1:30.728	1:31.441	22
21	19	Perolini - Arrow	22.497	33	Pavlović - Jao-Javanil	40.330	17	Menchaca - Siebert	28.161	21	63	Chovet - Paul	1:30.785	1:30.785	14
22	911	Blom - Jans	22.528	20	Barr - Pitamber	40.353	33	Pavlović - Jao-Javanil	28.163	22	19	Perolini - Arrow	1:30.821	1:31.085	19
23	8	Giuseppe Cipriani	22.533	19	Perolini - Arrow	40.384	61	Saada - Grunewald	28.237	23	33	Pavlović - Jao-Javanil	1:31.138	1:31.198	21
24	33	Pavlović - Jao-Javanil	22.645	8	Giuseppe Cipriani	40.615	8	Giuseppe Cipriani	28.570	24	8	Giuseppe Cipriani	1:31.718	1:32.085	23
25	007	Fazal-Karim - Bachmann	22.681	007	Fazal-Karim - Bachmann	41.095	007	Fazal-Karim - Bachmann	29.245	25	007	Fazal-Karim - Bachmann	1:33.021	1:33.507	25



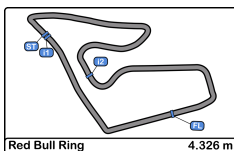


Red Bull Ring
International GT Open
Free Practice - 2
Best 5 Lap Times



										Best 1		Best 2		Best 3		Best 4		Best 5		
Cl	N°	Entrant/Team	Nat	Driver 1	Nat	Driver 2	Nat	Vehicle	Cat	Cl	Time	Lap	Time	Lap	Time	Lap	Time	Lap	Time	Lap
1	23	Eastalent-Racing		Simon Reicher		Christopher Haase		Audi R8 LMS GT3 Evo II	PRO	1	1:29.666	9	1:30.196	8	1:30.221	11	1:30.552	3	1:31.301	2
2	69	Optimum Motorsport		Samuel De Haan		Charlie Fagg		McLaren 720S GT3	PRO	2	1:29.739	4	1:30.204	3	1:30.638	9	1:30.751	8	1:30.761	24
3	38	Kessel Racing		Nicolò Rosi		Niccolò Schirò		Ferrari 296 GT3	PROAM	1	1:29.968	23	1:30.558	25	1:30.666	4	1:30.683	5	1:30.823	6
4	777	Olimp Racing		Marcin Jedliński		Karol Basz		Audi R8 LMS 2018	PROAM	2	1:30.049	22	1:30.159	25	1:30.490	19	1:31.242	16	1:31.336	8
5	54	CBRX by SPS		Dexter Müller		Yannick Mettler		Mercedes AMG GT3	PROAM	3	1:30.221	7	1:30.739	4	1:31.121	3	1:31.167	17	1:31.217	16
6	25	AF Corse		Alessandro Cozzi		Giorgio Sernagiotto		Ferrari 296 GT3	AM*	1	1:30.223	7	1:30.430	11	1:30.643	12	1:30.838	3	1:31.629	4
7	51	AF Corse		Nicola Marinangeli		Riccardo Agostini		Ferrari 296 GT3	PRO	3	1:30.334	28	1:30.604	24	1:30.860	21	1:31.005	14	1:31.029	3
8	88	AF Corse		Gino Forgione		Andrea Montermini		Ferrari 488 GT3 MY 2020	AM*	2	1:30.420	31	1:30.553	26	1:30.782	30	1:30.824	27	1:30.898	22
9	66	Greystone GT		Stewart Proctor		Lewis Proctor		McLaren 720S GT3	PROAM	4	1:30.485	5	1:30.607	6	1:30.666	8	1:31.617	2	1:32.089	7
10	84	Altitude Racing by Optimum Motorsport		Andrew Gilbert		Fran Rueda		McLaren 720S GT3	PROAM	5	1:30.485	8	1:30.513	7	1:30.619	9	1:32.676	31	1:33.001	26
11	91	Team Baron Motorsport		Ernst Kirchmayr		Philipp Baron		Ferrari 488 GT3 Evo	AM	3	1:30.552	21	1:30.578	19	1:30.587	20	1:30.724	15	1:31.262	16
12	27	AF Corse		Marco Pulcini		Eddie Cheever III		Ferrari 296 GT3	PROAM	6	1:30.635	14	1:31.016	16	1:31.904	5	1:32.032	9	1:32.071	11
13	6	GetSpeed		Anthony Bartone		Aaron Walker		Mercedes AMG GT3 2023	PRO	4	1:30.663	7	1:30.799	5	1:30.920	3	1:31.109	6	1:31.368	29
14	63	Oregon Team		Pierre Louis Chovet		Maximilian Paul		Lamborghini Huracan GT3 EVO2	PRO	5	1:30.785	19	1:30.996	14	1:31.340	5	1:31.481	4	1:31.550	12
15	786	GetSpeed		Kiki Sak Nana		Adam Osieka		Mercedes AMG GT3 2023	AM	4	1:30.829	11	1:30.929	12	1:31.092	10	1:31.635	9	1:31.668	4
16	61	AF Corse		Jean-Claude Saada		Conrad Grunewald		Ferrari 488 GT3 MY 2020	AM*	5	1:30.834	9	1:31.131	4	1:31.264	8	1:32.158	23	1:32.492	30
17	911	GetSpeed		Axel Blom		Steve Jans		Mercedes AMG GT3 2023	PROAM	7	1:30.942	3	1:31.578	16	1:31.901	17	1:31.995	15	1:32.117	2
18	17	Team Motopark		Diego Menchaca		Marcos Siebert		Mercedes AMG GT3 2020	PRO	6	1:30.995	7	1:31.007	15	1:31.025	14	1:31.157	4	1:31.191	10
19	19	Oregon Team		Pietro Perolini		Daan Arrow		Lamborghini Huracan GT3 EVO2	PRO	7	1:31.085	9	1:31.135	18	1:31.229	10	1:31.246	11	1:31.496	15
20	65	Team Motopark		Heiko Neumann		Timo Rumpfkeil		Mercedes AMG GT3 2020	AM	6	1:31.154	22	1:31.312	17	1:31.340	24	1:31.525	16	1:31.718	10
21	33	Bonaldi Motorsport		Miloš Pavlović		Sanporn Jao-Javanil		Lamborghini Huracan GT3 EVO2	PROAM	8	1:31.198	26	1:31.647	25	1:34.537	12	1:36.339	3	1:37.372	4
22	20	SPS Automotive Performance		Reece Barr		Mikaeel Pitamber		Mercedes AMG GT3	PRO	8	1:31.441	7	1:31.441	13	1:31.867	28	1:31.913	19	1:31.927	26
23	8	Il Barone Rampante		Giuseppe Cipriani				Lamborghini Huracan GT3 EVO	AM	7	1:32.085	8	1:32.218	6	1:32.613	5	1:37.206	3	1:43.204	9
24	5	Olimp Racing		Stanislaw Jedliński		Krystian Korzeniowski		Ferrari 296 GT3	AM	8	1:32.330	4	1:35.603	5	1:35.813	2	1:36.959	7	1:37.369	19
25	007	Street-Art Racing		Jahid Fazal-Karim		Pascal Bachmann		Aston Martin GT3 AMR MY2019	AM	9	1:33.507	16	1:33.725	18	1:34.267	12	1:34.333	28	1:34.429	22





Red Bull Ring

International GT Open

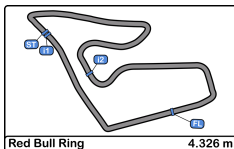
Free Practice - 2

Best 5 Top Speeds



										Top 1		Top 2		Top 3		Top 4		Top 5						
Cl	Nº	Entrant/Team	Nat	Driver 1	Nat	Driver 2	Nat	Vehicle	Cat	Cl	Km/h	Lap	Km/h	Lap	Km/h	Lap	Km/h	Lap	Km/h	Lap	Avg			
1	777	Olimp Racing		POL	Marcin Jedliński		POL	Karol Basz		POL	Audi R8 LMS 2018	PROAM	1	242.6	22	240.5	21	240.0	14	240.0	23	240.6		
2	69	Optimum Motorsport		GBR	Samuel De Haan		GBR	Charlie Fagg		GBR	McLaren 720S GT3	PRO	1	240.5	5	240.5	26	240.0	4	239.4	10	240.0		
3	25	AF Corse		ITA	Alessandro Cozzi		ITA	Giorgio Sernagiotto		ITA	Ferrari 296 GT3	AM*	1	239.4	12	238.4	7	238.4	10	238.4	13	237.8	4	238.5
4	66	Greystone GT		GBR	Stewart Proctor		GBR	Lewis Proctor		GBR	McLaren 720S GT3	PROAM	2	239.4	29	238.9	5	238.9	7	238.9	9	238.9	25	239.0
5	84	Altitude Racing by Optimum Motorsport		GBR	Andrew Gilbert		GBR	Fran Rueda		ESP	McLaren 720S GT3	PROAM	3	239.4	10	238.9	24	238.4	9	238.4	21	238.4	22	238.7
6	23	Eastalent-Racing		AUT	Simon Reicher		AUT	Christopher Haase		DEU	Audi R8 LMS GT3 Evo II	PRO	2	238.9	4	238.4	3	238.4	10	237.8	11	237.3	9	238.2
7	65	Team Motopark		DEU	Heiko Neumann		DEU	Timo Rumpfkeil		DEU	Mercedes AMG GT3 2020	AM	2	238.9	14	238.4	10	238.4	15	238.4	16	238.4	17	238.5
8	38	Kessel Racing		CHE	Nicolò Rosi		CHE	Niccolò Schirò		ITA	Ferrari 296 GT3	PROAM	4	238.4	18	237.8	21	237.3	17	237.3	19	236.8	13	237.5
9	51	AF Corse		ITA	Nicola Marinangeli		ITA	Riccardo Agostini		ITA	Ferrari 296 GT3	PRO	3	238.4	17	237.8	9	237.3	13	237.3	15	237.3	18	237.6
10	88	AF Corse		ITA	Gino Forgione		CHE	Andrea Montermini		ITA	Ferrari 488 GT3 MY 2020	AM*	3	238.4	24	237.3	19	237.3	32	237.3	33	236.8	11	237.4
11	54	CBRX by SPS		DEU	Dexter Müller		CHE	Yannick Mettler		CHE	Mercedes AMG GT3	PROAM	5	237.8	10	237.3	5	237.3	12	236.8	14	236.3	8	237.1
12	91	Team Baron Motorsport		AUT	Ernst Kirchmayr		AUT	Philipp Baron		AUT	Ferrari 488 GT3 Evo	AM	4	237.8	16	237.8	17	237.3	22	236.8	20	236.3	15	237.2
13	911	GetSpeed		DEU	Axel Blom		FIN	Steve Jans		LUX	Mercedes AMG GT3 2023	PROAM	6	237.8	17	237.3	15	237.3	22	236.8	16	236.8	21	237.2
14	20	SPS Automotive Performance		DEU	Reece Barr		BEL	Mikaeel Pitamber		ZAF	Mercedes AMG GT3	PRO	4	237.3	16	236.8	22	236.3	8	236.3	12	236.3	15	236.6
15	007	Street-Art Racing		BEL	Jahid Fazal-Karim		FRA	Pascal Bachmann		CHE	Aston Martin GT3 AMR MY2019	AM	5	237.3	9	236.3	10	236.3	16	235.8	17	235.8	18	236.3
16	17	Team Motopark		DEU	Diego Menchaca		MEX	Marcos Siebert		ARG	Mercedes AMG GT3 2020	PRO	5	236.8	11	236.8	16	236.8	21	236.3	17	235.8	4	236.5
17	27	AF Corse		ITA	Marco Pulcini		ITA	Eddie Cheever III		ITA	Ferrari 296 GT3	PROAM	7	236.8	9	236.3	3	236.3	14	236.3	16	236.3	20	236.4
18	61	AF Corse		ITA	Jean-Claude Saada		USA	Conrad Grunewald		USA	Ferrari 488 GT3 MY 2020	AM*	6	236.8	8	236.8	10	235.2	2	235.2	6	235.2	22	235.9
19	786	GetSpeed		DEU	Kiki Sak Nana		THA	Adam Osieka		DEU	Mercedes AMG GT3 2023	AM	7	236.8	21	236.3	19	236.3	20	235.8	11	235.8	23	236.2
20	6	GetSpeed		DEU	Anthony Bartone		USA	Aaron Walker		GBR	Mercedes AMG GT3 2023	PRO	6	235.8	25	235.2	16	235.2	19	234.7	13	234.7	15	235.1
21	5	Olimp Racing		POL	Stanislaw Jedliński		POL	Krystian Korzeniowski		POL	Ferrari 296 GT3	AM	8	235.2	2	235.2	26	234.7	4	234.7	25	234.2	23	234.8
22	8	Il Barone Rampante		ITA	Giuseppe Cipriani		ITA			ITA	Lamborghini Huracan GT3 EVO	AM	9	235.2	9	234.7	8	234.2	7	233.7	3	233.7	4	234.3
23	63	Oregon Team		ITA	Pierre Louis Chovet		FRA	Maximilian Paul		DEU	Lamborghini Huracan GT3 EVO2	PRO	7	234.7	22	234.7	23	234.7	25	234.2	9	234.2	13	234.5
24	19	Oregon Team		ITA	Pietro Perolini		ITA	Daan Arrow		NLD	Lamborghini Huracan GT3 EVO2	PRO	8	234.2	26	233.7	12	233.2	9	233.2	10	233.2	11	233.5
25	33	Bonaldi Motorsport		ITA	Miloš Pavlović		SRB	Sanporn Jao-Javanil		THA	Lamborghini Huracan GT3 EVO2	PROAM	8	233.2	22	232.2	4	232.2	6	232.2	20	232.2	21	232.4



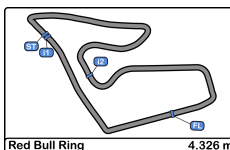


Red Bull Ring
International GT Open
Free Practice - 2
Fastest Laps Sequence



Lap	Time of Day	Session Time	N° Entrant/Team	Nat	Driver 1	Nat	Driver 2	Nat	Vehicle	Cat	Time	Km/h
2	14:11:11.083	3:11.083	66 Greystone GT		Stewart Proctor		Lewis Proctor		McLaren 720S GT3	PROAM	1:31.617	169.9
2	14:11:11.978	3:11.978	23 Eastalent-Racing		Simon Reicher		Christopher Haase		Audi R8 LMS GT3 Evo II	PRO	1:31.301	170.5
2	14:12:12.286	4:12.286	38 Kessel Racing		Nicolò Rosi		Niccolò Schirò		Ferrari 296 GT3	PROAM	1:31.121	170.9
3	14:12:42.530	4:42.530	23 Eastalent-Racing		Simon Reicher		Christopher Haase		Audi R8 LMS GT3 Evo II	PRO	1:30.552	171.9
3	14:12:44.114	4:44.114	69 Optimum Motorsport		Samuel De Haan		Charlie Fagg		McLaren 720S GT3	PRO	1:30.204	172.6
4	14:14:13.853	6:13.853	69 Optimum Motorsport		Samuel De Haan		Charlie Fagg		McLaren 720S GT3	PRO	1:29.739	173.5
9	14:23:01.987	15:01.987	23 Eastalent-Racing		Simon Reicher		Christopher Haase		Audi R8 LMS GT3 Evo II	PRO	1:29.666	173.6





Red Bull Ring International GT Open

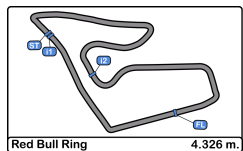
Free Practice - 2

Event Best Maximum Speed



Nº	Entrant/Team	Nat	Driver 1	Nat	Driver 2	Nat	Vehicle	Cat	Km/h	Session
84	Altitude Racing by Optimum Motorsport		Andrew Gilbert		Fran Rueda		McLaren 720S GT3	PROAM	242.6	Free Practice - 1
777	Olimp Racing		Marcin Jedliński		Karol Basz		Audi R8 LMS 2018	PROAM	242.6	Free Practice - 2
69	Optimum Motorsport		Samuel De Haan		Charlie Fagg		McLaren 720S GT3	PRO	242.1	Free Practice - 1
66	Greystone GT		Stewart Proctor		Lewis Proctor		McLaren 720S GT3	PROAM	240.5	Free Practice - 1
91	Team Baron Motorsport		Ernst Kirchmayr		Philipp Baron		Ferrari 488 GT3 Evo	AM	240.5	Free Practice - 1
23	Eastalent-Racing		Simon Reicher		Christopher Haase		Audi R8 LMS GT3 Evo II	PRO	240.5	Free Practice - 1
88	AF Corse		Gino Forgione		Andrea Montermini		Ferrari 488 GT3 MY 2020	AM*	240.0	Free Practice - 1
65	Team Motopark		Heiko Neumann		Timo Rumpfkeil		Mercedes AMG GT3 2020	AM	239.4	Free Practice - 1
25	AF Corse		Alessandro Cozzi		Giorgio Sernagiotto		Ferrari 296 GT3	AM*	239.4	Free Practice - 2
61	AF Corse		Jean-Claude Saada		Conrad Grunewald		Ferrari 488 GT3 MY 2020	AM*	238.9	Free Practice - 1
17	Team Motopark		Diego Menchaca		Marcos Siebert		Mercedes AMG GT3 2020	PRO	238.9	Free Practice - 1
63	Oregon Team		Pierre Louis Chovet		Maximilian Paul		Lamborghini Huracan GT3 EVO2	PRO	238.4	Free Practice - 1
786	GetSpeed		Kiki Sak Nana		Adam Osieka		Mercedes AMG GT3 2023	AM	238.4	Free Practice - 1
911	GetSpeed		Axel Blom		Steve Jans		Mercedes AMG GT3 2023	PROAM	238.4	Free Practice - 1
007	Street-Art Racing		Jahid Fazal-Karim		Pascal Bachmann		Aston Martin GT3 AMR MY2019	AM	238.4	Free Practice - 1
51	AF Corse		Nicola Marinangeli		Riccardo Agostini		Ferrari 296 GT3	PRO	238.4	Free Practice - 2
38	Kessel Racing		Nicolò Rosi		Niccolò Schirò		Ferrari 296 GT3	PROAM	238.4	Free Practice - 2
8	Il Barone Rampante		Giuseppe Cipriani				Lamborghini Huracan GT3 EVO	AM	237.8	Free Practice - 1
54	CBRX by SPS		Dexter Müller		Yannick Mettler		Mercedes AMG GT3	PROAM	237.8	Free Practice - 2
20	SPS Automotive Performance		Reece Barr		Mikaeel Pitamber		Mercedes AMG GT3	PRO	237.3	Free Practice - 1
27	AF Corse		Marco Pulcini		Eddie Cheever III		Ferrari 296 GT3	PROAM	236.8	Free Practice - 2
19	Oregon Team		Pietro Perolini		Daan Arrow		Lamborghini Huracan GT3 EVO2	PRO	236.3	Free Practice - 1
33	Bonaldi Motorsport		Miloš Pavlović		Sanporn Jao-Javanil		Lamborghini Huracan GT3 EVO2	PROAM	236.3	Free Practice - 1
6	GetSpeed		Anthony Bartone		Aaron Walker		Mercedes AMG GT3 2023	PRO	235.8	Free Practice - 2
5	Olimp Racing		Stanislaw Jedliński		Krystian Korzeniowski		Ferrari 296 GT3	AM	235.2	Free Practice - 2





Red Bull Ring International GT Open Free Practice - 2 Pit Stop Analysis



5	Stanislaw Jedliński				Ferrari 296 GT3		
	AM	Krystian Korzeniowski				Olimp Racing	
N°	In Day Time	In Time	Out Time	Pit Time	T. Pit Time	Handicap	Diff.
1	14:17:08.703	14:17:08.703	14:20:51.072	3:42.369	3:42.369		
2	14:27:56.981	14:27:56.981	14:35:11.083	7:14.102	10:56.471		
3	14:46:53.919	14:46:53.919	14:48:52.787	1:58.868	12:55.339		
4	14:57:10.992	14:57:10.992	14:58:47.016	1:36.024	14:31.363		

6	Anthony Bartone				Mercedes AMG GT3 2023		
	PRO	Aaron Walker				GetSpeed	
N°	In Day Time	In Time	Out Time	Pit Time	T. Pit Time	Handicap	Diff.
1	14:22:48.185	14:22:48.185	14:25:33.170	2:44.985	2:44.985		
2	14:29:11.050	14:29:11.050	14:31:29.019	2:17.969	5:02.954		
3	14:54:36.540	14:54:36.540	14:56:33.721	1:57.181	7:00.135		

8	Giuseppe Cipriani			Lamborghini Huracan GT3 EVO			
AM			Il Barone Rampante				
N°	In Day Time	In Time	Out Time	Pit Time	T. Pit Time	Handicap	Diff.
1	14:22:50.694	14:22:50.694	14:32:27.222	9:36.528	9:36.528		
2	14:37:44.971	14:37:44.971	14:43:09.898	5:24.927	15:01.455		

17

Diego Menchaca

Mercedes AMG GT3 2020

PRO

Marcos Siebert

Team Motopark

N°	In Day Time	In Time	Out Time	Pit Time	T. Pit Time	Handicap	Diff.
1	14:09:52.033	14:09:52.033	14:11:07.856	1:15.823	1:15.823		
2	14:21:45.977	14:21:45.977	14:23:28.494	1:42.517	2:58.340		
3	14:28:28.148	14:28:28.148	14:32:05.918	3:37.770	6:36.110		
4	14:41:31.130	14:41:31.130	14:46:11.895	4:40.765	11:16.875		
5	14:55:23.842	14:55:23.842	15:01:24.098	6:00.256	17:17.131		
6	15:03:02.131	15:03:02.131	15:04:11.006	1:08.875	18:26.006		

19	Pietro Perolini			Lamborghini Huracan GT3 EVO2			
	PRO	Daan Arrow			Oregon Team		
N°	In Day Time	In Time	Out Time	Pit Time	T. Pit Time	Handicap	Diff.
1	14:17:47.814	14:17:47.814	14:19:09.743	1:21.929	1:21.929		
2	14:29:01.752	14:29:01.752	14:31:05.522	2:03.770	3:25.699		
3	14:41:43.430	14:41:43.430	14:43:05.812	1:22.382	4:48.081		
4	14:58:41.070	14:58:41.070	15:00:09.819	1:28.749	6:16.830		

20

Reece Barr

Mercedes AMG GT3

PRO

Mikael Pitamber

SPS Automotive Performance

N°	In Day Time	In Time	Out Time	Pit Time	T. Pit Time	Handicap	Diff.
1	14:17:04.036	14:17:04.036	14:20:08.984	3:04.948	3:04.948		
2	14:28:04.194	14:28:04.194	14:32:48.325	4:44.131	7:49.079		
3	14:43:33.549	14:43:33.549	14:45:28.008	1:54.459	9:43.538		
4	14:54:41.954	14:54:41.954	14:57:26.020	2:44.066	12:27.604		

23	Simon Reicher				Audi R8 LMS GT3 Evo II		
PRO	Christopher Haase				Eastalent-Racing		
N°	In Day Time	In Time	Out Time	Pit Time	T. Pit Time	Handicap	Diff.
1	14:15:46.123	14:15:46.123	14:17:01.653	1:15.530	1:15.530		

25	Alessandro Cozzi					Ferrari 296 GT3		
AM*	Giorgio Sernagiotto					AF Corse		
N°	In Day Time	In Time	Out Time	Pit Time	T. Pit Time	Handicap	Diff.	
1	14:28:58.857	14:28:58.857	14:32:15.219	3:16.362	3:16.362			
2	14:41:49.178	14:41:49.178	14:43:34.415	1:45.237	5:01.599			

27

Marco Pulcini

Ferrari 296 GT3

PROAM

Eddie Cheever III

AF Corse

N°	In Day Time	In Time	Out Time	Pit Time	T. Pit Time	Handicap	Diff.
1	14:28:06.831	14:28:06.831	14:32:47.091	4:40.260	4:40.260		
2	14:40:29.981	14:40:29.981	14:42:10.058	1:40.077	6:20.337		
3	14:49:47.873	14:49:47.873	14:55:29.468	5:41.595	12:01.932		
4	15:00:11.067	15:00:11.067	15:03:09.464	2:58.397	15:00.329		

33

Miloš Pavlović

Lamborghini Huracan GT3 EVO2

PROAM

Sanporn Jao-Javanil

Bonaldi Motorsport

N°	In Day Time	In Time	Out Time	Pit Time	T. Pit Time	Handicap	Diff.
1	14:14:45.896	14:14:45.896	14:20:44.550	5:58.654	5:58.654		
2	14:29:09.255	14:29:09.255	14:31:52.780	2:43.525	8:42.179		
3	14:46:00.277	14:46:00.277	14:47:52.606	1:52.329	10:34.508		
4	14:54:14.074	14:54:14.074	14:55:34.894	1:20.820	11:55.328		

38

Nicolò Rosi

Ferrari 296 GT3

PROAM

Niccolò Schirò

Kessel Racing

N°	In Day Time	In Time	Out Time	Pit Time	T. Pit Time	Handicap	Diff.
1	14:21:17.366	14:21:17.366	14:22:59.046	1:41.680	1:41.680		
2	14:27:59.528	14:27:59.528	14:31:47.191	3:47.663	5:29.343		
3	14:47:14.695	14:47:14.695	14:52:19.710	5:05.015	10:34.358		

51

Nicola Marinangeli

Ferrari 296 GT3

PRO

Riccardo Agostini

AF Corse

N°	In Day Time	In Time	Out Time	Pit Time	T. Pit Time	Handicap	Diff.
1	14:23:10.608	14:23:10.608	14:25:24.108	2:13.500	2:13.500		
2	14:29:07.472	14:29:07.472	14:31:14.644	2:07.172	4:20.672		
3	14:42:04.924	14:42:04.924	14:44:15.325	2:10.401	6:31.073		
4	14:55:01.052	14:55:01.052	14:58:45.475	3:44.423	10:15.496		

54

Dexter Müller

Mercedes AMG GT3

PROAM

Yannick Mettler

CBRX by SPS

N°	In Day Time	In Time	Out Time	Pit Time	T. Pit Time	Handicap	Diff.
1	14:20:45.836	14:20:45.836	14:22:19.248	1:33.412	1:33.412		
2	14:29:04.781	14:29:04.781	14:32:06.638	3:01.857	4:35.269		
3	14:35:17.880	14:35:17.880	14:37:19.258	2:01.378	6:36.647		
4	14:46:25.857	14:46:25.857	14:48:57.738	2:31.881	9:08.528		
5	14:52:06.557	14:52:06.557	14:55:27.552	3:20.995	12:29.523		

61

Jean-Claude Saada

Ferrari 488 GT3 MY 2020

AM*

Conrad Grunewald

AF Corse

N°	In Day Time	In Time	Out Time	Pit Time	T. Pit Time	Handicap	Diff.
1	14:17:21.307	14:17:21.307	14:18:33.518	1:12.211	1:12.211		
2	14:24:36.749	14:24:36.749	14:26:39.727	2:02.978	3:15.189		
3	14:30:27.791	14:30:27.791	14:31:42.935	1:15.144	4:30.333		
4	14:39:38.294	14:39:38.294	14:40:59.781	1:21.487	5:51.820		
5	14:56:31.489	14:56:31.489	14:57:57.701	1:26.212	7:18.032		

63

Pierre Louis Chovet

Lamborghini Huracan GT3 EVO2

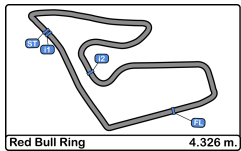
PRO

Maximilian Paul

Oregon Team

N°	In Day Time	In Time	Out Time	Pit Time	T. Pit Time	Handicap	Diff.
1	14:11:27.714	14:11:27.714	14:12:49.408	1:21.694	1:21.694		
2	14:20:26.961	14:20:26.961	14:23:34.456	3:07.495	4:29.189		
3	14:29:00.613	14:29:00.613	14:31:07.373	2:06.760	6:35.949		
4	14:38:43.556	14:38:43.556	14:41:30.162	2:46.606	9:22.555		
5	14:49:09.541	14:49:09.541	14:50:07.278	57.737	10:20.292		





Red Bull Ring International GT Open Free Practice - 2 Pit Stop Analysis



65 Heiko Neumann Mercedes AMG GT3 2020

AM	Timo Rumpfkeil		Team Motopark				
Nº	In Day Time	In Time	Out Time	Pit Time	T. Pit Time	Handicap	Diff.
1	14:20:40.211	14:20:40.211	14:21:55.818	1:15.607	1:15.607		
2	14:28:16.633	14:28:16.633	14:31:31.036	3:14.403	4:30.010		
3	14:40:41.968	14:40:41.968	14:47:04.052	6:22.084	10:52.094		
4	14:57:48.887	14:57:48.887	14:59:04.562	1:15.675	12:07.769		

66 Stewart Proctor McLaren 720S GT3

PROAM	Lewis Proctor		Greystone GT				
Nº	In Day Time	In Time	Out Time	Pit Time	T. Pit Time	Handicap	Diff.
1	14:21:47.290	14:21:47.290	14:23:07.893	1:20.603	1:20.603		
2	14:28:09.423	14:28:09.423	14:31:18.165	3:08.742	4:29.345		
3	14:46:55.208	14:46:55.208	14:48:15.943	1:20.735	5:50.080		
4	15:02:13.188	15:02:13.188	15:03:28.903	1:15.715	7:05.795		

69 Samuel De Haan McLaren 720S GT3

PRO	Charlie Fagg		Optimum Motorsport				
Nº	In Day Time	In Time	Out Time	Pit Time	T. Pit Time	Handicap	Diff.
1	14:17:13.670	14:17:13.670	14:18:44.294	1:30.624	1:30.624		
2	14:28:11.921	14:28:11.921	14:32:17.798	4:05.877	5:36.501		
3	14:46:04.130	14:46:04.130	14:47:21.362	1:17.232	6:53.733		
4	14:55:00.243	14:55:00.243	14:56:17.090	1:16.847	8:10.580		

84 Andrew Gilbert McLaren 720S GT3

PROAM	Fran Rueda		Altitude Racing by Optimum Motorsport				
Nº	In Day Time	In Time	Out Time	Pit Time	T. Pit Time	Handicap	Diff.
1	14:23:54.502	14:23:54.502	14:25:44.770	1:50.268	1:50.268		
2	14:27:32.705	14:27:32.705	14:31:49.939	4:17.234	6:07.502		
3	14:52:13.461	14:52:13.461	14:54:34.291	2:20.830	8:28.332		

88 Gino Forgione Ferrari 488 GT3 MY 2020

AM*	Andrea Montermini		AF Corse				
Nº	In Day Time	In Time	Out Time	Pit Time	T. Pit Time	Handicap	Diff.
1	14:27:35.571	14:27:35.571	14:31:40.099	4:04.528	4:04.528		
2	14:42:36.383	14:42:36.383	14:45:17.524	2:41.141	6:45.669		

91 Ernst Kirchmayr Ferrari 488 GT3 Evo

AM	Philipp Baron		Team Baron Motorsport				
Nº	In Day Time	In Time	Out Time	Pit Time	T. Pit Time	Handicap	Diff.
1	14:28:01.935	14:28:01.935	14:32:45.790	4:43.855	4:43.855		
2	14:40:20.233	14:40:20.233	14:41:45.650	1:25.417	6:09.272		
3	14:49:17.779	14:49:17.779	14:52:02.961	2:45.182	8:54.454		
4	14:53:57.053	14:53:57.053	14:54:39.279	42.226	9:36.680		

777 Marcin Jedliński Audi R8 LMS 2018

PROAM	Karol Basz		Olimp Racing				
Nº	In Day Time	In Time	Out Time	Pit Time	T. Pit Time	Handicap	Diff.
1	14:28:13.784	14:28:13.784	14:32:50.797	4:37.013	4:37.013		
2	14:42:17.216	14:42:17.216	14:44:41.230	2:24.014	7:01.027		
3	14:53:48.713	14:53:48.713	14:54:42.131	53.418	7:54.445		
4	15:00:44.288	15:00:44.288	15:02:16.051	1:31.763	9:26.208		

786 Kiki Sak Nana Mercedes AMG GT3 2023

AM	Adam Osieka		GetSpeed				
Nº	In Day Time	In Time	Out Time	Pit Time	T. Pit Time	Handicap	Diff.
1	14:28:23.375	14:28:23.375	14:31:12.891	2:49.516	2:49.516		
2	14:41:52.451	14:41:52.451	14:43:07.419	1:14.968	4:04.484		

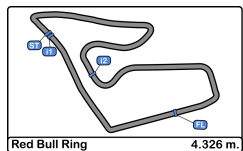
911 Axel Blom Mercedes AMG GT3 2023

PROAM	Steve Jans		GetSpeed				
Nº	In Day Time	In Time	Out Time	Pit Time	T. Pit Time	Handicap	Diff.
1	14:21:22.517	14:21:22.517	14:24:09.807	2:47.290	2:47.290		
2	14:27:38.215	14:27:38.215	14:31:16.618	3:38.403	6:25.693		
3	14:43:38.951	14:43:38.951	14:45:14.489	1:35.538	8:01.231		
4	14:54:38.519	14:54:38.519	14:56:15.812	1:37.293	9:38.524		
5	14:59:27.985	14:59:27.985	15:02:52.293	3:24.308	13:02.832		

007 Jahid Fazal-Karim Aston Martin GT3 AMR MY2019

AM	Pascal Bachmann		Street-Art Racing				
Nº	In Day Time	In Time	Out Time	Pit Time	T. Pit Time	Handicap	Diff.
1	14:25:53.454	14:25:53.454	14:31:35.679	5:42.225	5:42.225		
2	14:45:46.841	14:45:46.841	14:47:48.736	2:01.895	7:44.120		

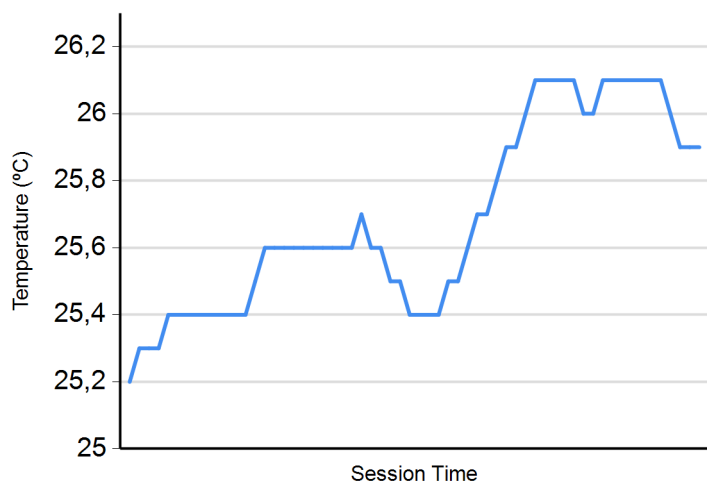




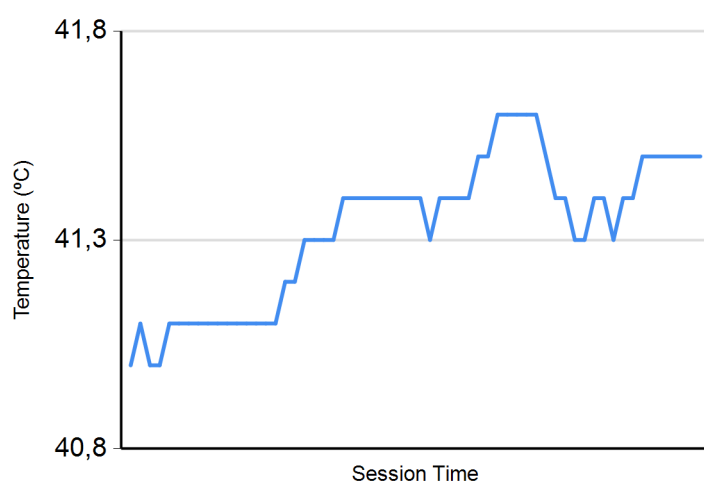
Red Bull Ring International GT Open Free Practice - 2 Weather Report



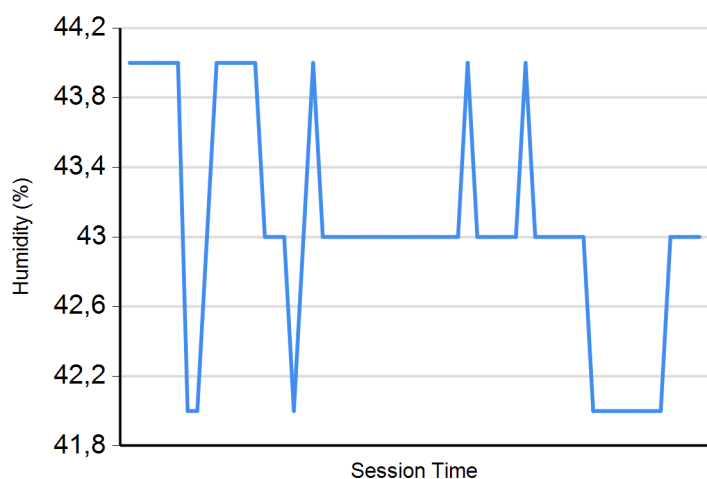
Air Temperature



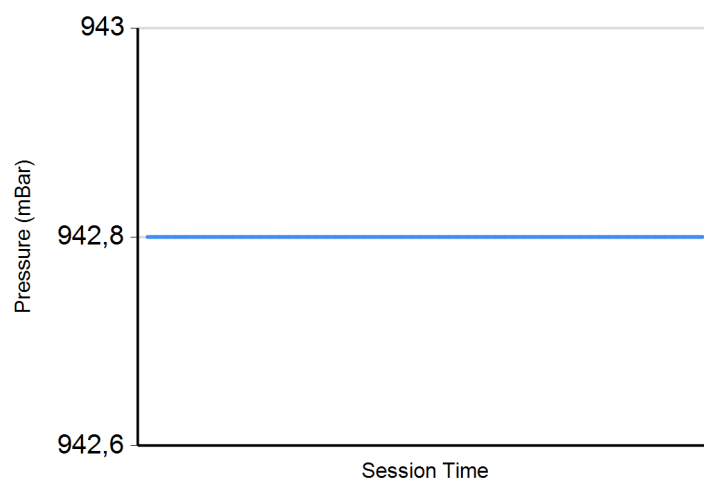
Track Temperature



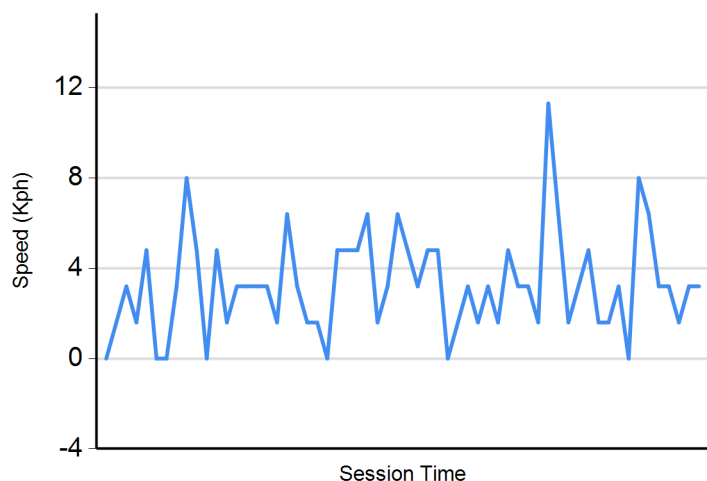
Humidity



Pressure

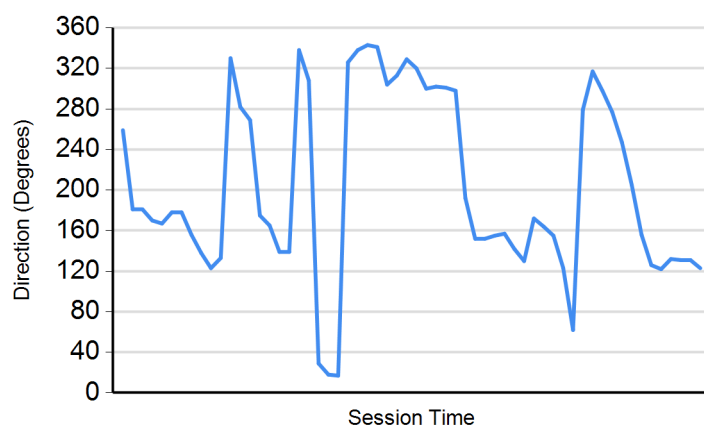


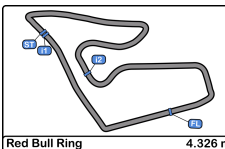
Wind Speed



Wind direction

North = 0°/360° Est = 90° South = 180° West = 270°





Red Bull Ring
International GT Open
Free Practice - 1 - 2
Combined Results



Cls	Nº	Entrant/Team	Nat	Driver 1	Nat	Driver 2	Nat	Vehicle	Cat	Cls	Laps	FP1	FP2	Best	Gap	Interval	Km/h		
1	88	AF Corse	ITA	Gino Forgione	CHE	Andrea Montermini	ITA	Ferrari 488 GT3 MY 2020	AM*	1	64	1:29.447	27	1:30.420	31	1:29.447	174.1		
2	54	CBRX by SPS	DEU	Dexter Müller	CHE	Yannick Mettler	CHE	Mercedes AMG GT3	PROAM	1	55	1:29.601	12	1:30.221	7	1:29.601	0.154	0.154	173.8
3	23	Eastalent-Racing	AUT	Simon Reicher	AUT	Christopher Haase	DEU	Audi R8 LMS GT3 Evo II	PRO	1	39	1:29.823	14	1:29.666	9	1:29.666	0.219	0.065	173.6
4	17	Team Motopark	DEU	Diego Menchaca	MEX	Marcos Siebert	ARG	Mercedes AMG GT3 2020	PRO	2	59	1:29.687	15	1:30.995	7	1:29.687	0.240	0.021	173.6
5	69	Optimum Motorsport	GBR	Samuel De Haan	GBR	Charlie Fagg	GBR	McLaren 720S GT3	PRO	3	64	1:30.119	7	1:29.739	4	1:29.739	0.292	0.052	173.5
6	38	Kessel Racing	CHE	Nicolò Rosi	CHE	Niccolò Schirò	ITA	Ferrari 296 GT3	PROAM	2	58	1:30.310	30	1:29.968	23	1:29.968	0.521	0.229	173.1
7	66	Greystone GT	GBR	Stewart Proctor	GBR	Lewis Proctor	GBR	McLaren 720S GT3	PROAM	3	67	1:30.044	9	1:30.485	5	1:30.044	0.597	0.076	172.9
8	777	Olimp Racing	POL	Marcin Jedliński	POL	Karol Basz	POL	Audi R8 LMS 2018	PROAM	4	60	1:30.189	27	1:30.049	22	1:30.049	0.602	0.005	172.9
9	51	AF Corse	ITA	Nicola Marinangeli	ITA	Riccardo Agostini	ITA	Ferrari 296 GT3	PRO	4	61	1:30.213	29	1:30.334	28	1:30.213	0.766	0.164	172.6
10	25	AF Corse	ITA	Alessandro Cozzi	ITA	Giorgio Sernagiotto	ITA	Ferrari 296 GT3	AM*	2	61	1:30.569	26	1:30.223	7	1:30.223	0.776	0.010	172.6
11	91	Team Baron Motorsport	AUT	Ernst Kirchmayr	AUT	Philipp Baron	AUT	Ferrari 488 GT3 Evo	AM	3	63	1:30.236	13	1:30.552	21	1:30.236	0.789	0.013	172.5
12	911	GetSpeed	DEU	Axel Blom	FIN	Steve Jans	LUX	Mercedes AMG GT3 2023	PROAM	5	62	1:30.269	23	1:30.942	3	1:30.269	0.822	0.033	172.5
13	61	AF Corse	ITA	Jean-Claude Saada	USA	Conrad Grunewald	USA	Ferrari 488 GT3 MY 2020	AM*	4	65	1:30.282	7	1:30.834	9	1:30.282	0.835	0.013	172.4
14	84	Altitude Racing by Optimum Motorsport	GBR	Andrew Gilbert	GBR	Fran Rueda	ESP	McLaren 720S GT3	PROAM	6	38	1:31.239	2	1:30.485	8	1:30.485	1.038	0.203	172.1
15	27	AF Corse	ITA	Marco Pulcini	ITA	Eddie Cheever III	ITA	Ferrari 296 GT3	PROAM	7	52	1:30.506	16	1:30.635	14	1:30.506	1.059	0.021	172.0
16	20	SPS Automotive Performance	DEU	Reece Barr	IRL	Mikaeel Pitamber	ZAF	Mercedes AMG GT3	PRO	5	61	1:30.612	26	1:31.441	7	1:30.612	1.165	0.106	171.8
17	6	GetSpeed	DEU	Anthony Bartone	USA	Aaron Walker	GBR	Mercedes AMG GT3 2023	PRO	6	64	1:30.919	18	1:30.663	7	1:30.663	1.216	0.051	171.7
18	63	Oregon Team	ITA	Pierre Louis Chovet	FRA	Maximilian Paul	DEU	Lamborghini Huracan GT3 EVO2	PRO	7	64	1:30.864	8	1:30.785	19	1:30.785	1.338	0.122	171.5
19	786	GetSpeed	DEU	Kiki Sak Nana	THA	Adam Osieka	DEU	Mercedes AMG GT3 2023	AM	5	63	1:31.716	25	1:30.829	11	1:30.829	1.382	0.044	171.4
20	65	Team Motopark	DEU	Heiko Neumann	DEU	Timo Rumpfkeil	DEU	Mercedes AMG GT3 2020	AM	6	57	1:30.882	22	1:31.154	22	1:30.882	1.435	0.053	171.3
21	8	Il Barone Rampante	ITA	Giuseppe Cipriani	ITA			Lamborghini Huracan GT3 EVO	AM	7	41	1:30.963	3	1:32.085	8	1:30.963	1.516	0.081	171.2
22	19	Oregon Team	ITA	Pietro Perolini	ITA	Daan Arrow	NLD	Lamborghini Huracan GT3 EVO2	PRO	8	69	1:31.253	9	1:31.085	9	1:31.085	1.638	0.122	170.9
23	33	Bonaldi Motorsport	ITA	Miloš Pavlović	SRB	Sanporn Jao-Javanil	THA	Lamborghini Huracan GT3 EVO2	PROAM	8	54	1:31.961	13	1:31.198	26	1:31.198	1.751	0.113	170.7
24	5	Olimp Racing	POL	Stanislaw Jedliński	POL	Krystian Korzeniowski	POL	Ferrari 296 GT3	AM	8	51	1:32.379	2	1:32.330	4	1:32.330	2.883	1.132	168.6
25	007	Street-Art Racing	BEL	Jahid Fazal-Karim	FRA	Pascal Bachmann	CHE	Aston Martin GT3 AMR MY2019	AM	9	61	1:32.751	17	1:33.507	16	1:32.751	3.304	0.421	167.9

*** PENALTIES**

CAR 786 TIME 1:32.162 DELETED TRACK LIMITS AT T 10 + NEXT LAP

CAR 61 TIME 1:31.521 DELETED TRACK LIMITS AT T 10 + NEXT LAP

CAR 66 TIME 1:30.816 DELETED TRACK LIMITS AT T 10 + NEXT LAP

CAR 51 TIME 14:10:58.475 DELETED TRACK LIMITS AT T 10 + NEXT LAP

CAR 33 TIME 1:35.335 DELETED TRACK LIMITS AT T 10 + NEXT LAP

CAR 25 TIME 1:40.149 DELETED TRACK LIMITS AT T 9

CAR 91 TIME 1:31.337 DELETED TRACK LIMITS AT T 10

CAR 8 TIME 1:33.892 DELETED TRACK LIMITS AT T 9

Published at:.....

Race Director:

Neus Santamaría Sanromá

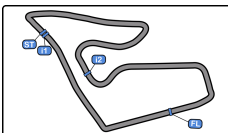
DPB-0819-ESP/CAT

Timekeeper:

Luis García

JOB-1605-ESP/M





Red Bull Ring
International GT Open
Free Practice - 1 - 2
Combined Results

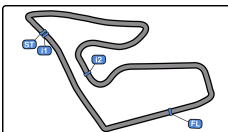


CAR 84 TIME 1:30.525 DELETED TRACK LIMITS AT T 10 + NEXT LAP
CAR 20 TIME 1:33.594 DELETED TRACK LIMITS AT T 9
CAR 23 TIME 2:46.579 DELETED TRACK LIMITS AT T 6
CAR 27 TIME 1:32.634 DELETED TRACK LIMITS AT T 9
CAR 63 TIME 1:31.258 DELETED TRACK LIMITS AT T 10 + NEXT LAP
CAR 66 TIME 1:30.917 DELETED TRACK LIMITS AT T 9
CAR 20 TIME 1:32.090 DELETED TRACK LIMITS AT T 10 + NEXT LAP
CAR 88 TIME 1:32.863 DELETED TRACK LIMITS AT T 10 + NEXT LAP
CAR 65 TIME 1:33.323 DELETED TRACK LIMITS AT T 10 + NEXT LAP
CAR 84 TIME 1:35.375 DELETED TRACK LIMITS AT T 9
CAR 23 TIME 1:30.019 DELETED TRACK LIMITS AT T 10 + NEXT LAP
CAR 27 TIME 1:32.139 DELETED TRACK LIMITS AT T 9
CAR 51 TIME 1:31.017 DELETED TRACK LIMITS AT T 10 + NEXT LAP
CAR 5 TIME 1:30.530 DELETED TRACK LIMITS AT T 9
CAR 66 TIME 1:29.795 DELETED TRACK LIMITS AT T 6
CAR 66 TIME 1:30.359 DELETED TRACK LIMITS AT T 9
CAR 25 TIME 1:33.062 DELETED TRACK LIMITS AT T 10 + NEXT LAP
CAR 65 TIME 1:31.718 DELETED TRACK LIMITS AT T 9
CAR 33 TIME 1:33.912 DELETED TRACK LIMITS AT T 10 + NEXT LAP
CAR 51 TIME 1:31.282 DELETED TRACK LIMITS AT T 10 + NEXT LAP
CAR 20 TIME 1:31.513 DELETED TRACK LIMITS AT T 6
CAR 84 TIME 1:33.274 DELETED TRACK LIMITS AT T 9
CAR 19 TIME 1:31.160 DELETED TRACK LIMITS AT T 10 + NEXT LAP
CAR 61 TIME 1:31.382 DELETED TRACK LIMITS AT T 10 + NEXT LAP
CAR 786 TIME 1:31.416 DELETED TRACK LIMITS AT T 9
CAR 19 TIME 1:32.635 DELETED TRACK LIMITS AT T 9
CAR 20 TIME 1:32.429 DELETED TRACK LIMITS AT T 10 + NEXT LAP
CAR 8 TIME 1:33.096 DELETED TRACK LIMITS AT T 9
CAR 786 TIME 1:32.291 DELETED TRACK LIMITS AT T 10 + NEXT LAP
CAR 54 TIME 1:30.816 DELETED TRACK LIMITS AT T10 + NEXT LAP
CAR 63 TIME 2:45.160 DELETED TRACK LIMITS AT T 10 + NEXT LAP
CAR 911 TIME 1:31.428 DELETED TRACK LIMITS AT T 9
CAR 19 TIME 1:31.454 DELETED TRACK LIMITS AT T 10 + NEXT LAP
CAR 20 TIME 1:32.096 DELETED TRACK LIMITS AT T 9
CAR 25 TIME 1:33.053 DELETED TRACK LIMITS AT T 10 + NEXT LAP

Published at:.....

Race Director:	Neus Santamaría Sanromà	Timekeeper:	Luis García
	DPB-0819-ESP/CAT		JOB-1605-ESP/M





Red Bull Ring
International GT Open
Free Practice - 1 - 2
Combined Results

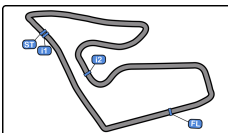


CAR 007 TIME 1:40.364 DELETED TRACK LIMITS AT T 9
CAR 5 TIME 1:31.344 DELETED TRACK LIMITS AT T 10 + NEXT LAP
CAR 777 TIME 1:32.740 DELETED TRACK LIMITS AT T 9
CAR 786 TIME 1:30.997 DELETED TRACK LIMITS AT T 9
CAR 69 TIME 1:29.886 DELETED TRACK LIMITS AT T 9
CAR 6 TIME 1:32.258 DELETED TRACK LIMITS AT T 10 + NEXT LAP
CAR 65 TIME 1:31.109 DELETED TRACK LIMITS AT T 9
CAR 786 TIME 1:30.976 DELETED TRACK LIMITS AT T 10 + NEXT LAP
CAR 25 TIME 1:31.155 DELETED TRACK LIMITS AT T 9
CAR 8 TIME 1:31.880 DELETED TRACK LIMITS AT T 1
CAR 84 TIME 1:31.713 DELETED TRACK LIMITS AT T 9
CAR 6 TIME 1:32.717 DELETED TRACK LIMITS AT T 9
CAR 777 TIME 1:35.947 DELETED TRACK LIMITS AT T 1
CAR 54 TIME 1:31.352 DELETED TRACK LIMITS AT T 10 + NEXT LAP
CAR 19 TIME 1:33.571 DELETED TRACK LIMITS AT T 9
CAR 786 TIME 1:31.064 DELETED TRACK LIMITS AT T 9
CAR 911 TIME 1:30.897 DELETED TRACK LIMITS AT T 9
CAR 63 TIME 1:31.016 DELETED TRACK LIMITS AT T 10 + NEXT LAP
CAR 25 TIME 1:30.786 DELETED TRACK LIMITS AT T 1
CAR 27 TIME 1:31.655 DELETED TRACK LIMITS AT T 9
CAR 65 TIME 1:30.929 DELETED TRACK LIMITS AT T 9
CAR 51 TIME 1:30.928 DELETED TRACK LIMITS AT T 9
CAR 51 TIME 1:30.763 DELETED TRACK LIMITS AT T 10 + NEXT LAP
CAR 66 TIME 3:36.368 DELETED TRACK LIMITS AT T 10 + NEXT LAP
CAR 911 TIME 1:41.108 DELETED TRACK LIMITS AT T 9
CAR 27 TIME 1:31.291 DELETED TRACK LIMITS AT T 9
CAR 27 TIME 1:31.756 DELETED TRACK LIMITS AT T 9
CAR 777 TIME 1:30.016 DELETED TRACK LIMITS AT T 9
CAR 007 TIME 1:34.610 DELETED TRACK LIMITS AT T 9
CAR 88 TIME 1:32.428 DELETED TRACK LIMITS AT T 10 + NEXT LAP
CAR 63 TIME 1:31.201 DELETED TRACK LIMITS AT T 9
CAR 91 TIME 1:29.834 DELETED TRACK LIMITS AT T 9
CAR 911 TIME 1:31.037 DELETED TRACK LIMITS AT T 1
CAR 786 TIME 1:35.762 DELETED TRACK LIMITS AT T 1
CAR 65 TIME 1:31.747 DELETED TRACK LIMITS AT T 9

Published at:.....

Race Director:	Neus Santamaría Sanromà	Timekeeper:	Luis García
	DPB-0819-ESP/CAT		JOB-1605-ESP/M





Red Bull Ring
International GT Open
Free Practice - 1 - 2
Combined Results

Red Bull Ring 4.326 m.

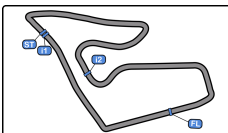


CAR 27 TIME 1:31.140 DELETED TRACK LIMITS AT T 1
CAR 25 TIME 1:30.312 DELETED TRACK LIMITS AT T 10 + NEXT LAP
CAR 27 TIME 1:31.338 DELETED TRACK LIMITS AT T 9
CAR 88 TIME 1:32.316 DELETED TRACK LIMITS AT T 9
CAR 777 TIME 1:29.714 DELETED TRACK LIMITS AT T 10 + NEXT LAP
CAR 8 TIME 1:31.739 DELETED TRACK LIMITS AT T 9
CAR 777 TIME 1:29.663 DELETED TRACK LIMITS AT T 9
CAR 38 TIME 1:30.352 DELETED TRACK LIMITS AT T 9
CAR 88 TIME 1:32.078 DELETED TRACK LIMITS AT T 9
CAR 91 TIME 1:32.623 DELETED TRACK LIMITS AT T 9
CAR 8 TIME 1:32.446 DELETED TRACK LIMITS AT T 9
CAR 23 TIME 1:29.889 DELETED TRACK LIMITS AT T 9
CAR 51 TIME 1:30.391 DELETED TRACK LIMITS AT T 9
CAR 777 TIME 1:33.893 DELETED TRACK LIMITS AT T 9
CAR 63 TIME 1:30.654 DELETED TRACK LIMITS AT T 10 + NEXT LAP
CAR 88 TIME 1:31.986 DELETED TRACK LIMITS AT T 9
CAR 27 TIME 1:30.890 DELETED TRACK LIMITS AT T 9
CAR 6 TIME 1:30.583 DELETED TRACK LIMITS AT T 9
CAR 23 TIME 1:29.766 DELETED TRACK LIMITS AT T 10 + NEXT LAP
CAR 51 TIME 1:31.078 DELETED TRACK LIMITS AT T 9
CAR 20 TIME 1:31.217 DELETED TRACK LIMITS AT T 10 + NEXT LAP
CAR 27 TIME 1:31.589 DELETED TRACK LIMITS AT T 9
CAR 19 TIME 1:31.582 DELETED TRACK LIMITS AT T 9
CAR 007 TIME 1:34.092 DELETED TRACK LIMITS AT T 9
CAR 19 TIME 1:31.226 DELETED TRACK LIMITS AT T 10 + NEXT LAP
CAR 88 TIME 1:31.744 DELETED TRACK LIMITS AT T 9
CAR 777 TIME 1:30.216 DELETED TRACK LIMITS AT T 9
CAR 33 TIME 1:33.945 DELETED TRACK LIMITS AT T 9
CAR 69 TIME 1:30.165 DELETED TRACK LIMITS AT T 9
CAR 23 TIME 1:30.448 DELETED TRACK LIMITS AT T 9
CAR 69 TIME 1:29.901 DELETED TRACK LIMITS AT T 10 + NEXT LAP
CAR 38 TIME 3:11.448 DELETED TRACK LIMITS AT T 9
CAR 88 TIME 1:32.421 DELETED TRACK LIMITS AT T 10 + NEXT LAP
CAR 20 TIME 1:32.339 DELETED TRACK LIMITS AT T 9
CAR 51 TIME 1:32.060 DELETED TRACK LIMITS AT T 9

Published at:.....

Race Director:	Neus Santamaria Sanromà	Timekeeper:	Luis García
	DPB-0819-ESP/CAT		JOB-1605-ESP/M





Red Bull Ring
International GT Open
Free Practice - 1 - 2
Combined Results

Red Bull Ring 4.326 m.

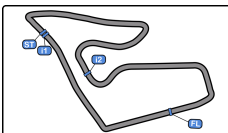


CAR 66 TIME 2:53.352 DELETED TRACK LIMITS AT T 9
CAR 66 TIME 1:29.837 DELETED TRACK LIMITS AT T 1
CAR 27 TIME 1:32.064 DELETED TRACK LIMITS AT T 9
CAR 786 TIME 1:33.019 DELETED TRACK LIMITS AT T 9
CAR 69 TIME 1:31.295 DELETED TRACK LIMITS AT T 9
CAR 51 TIME 1:30.605 DELETED TRACK LIMITS AT T 9
CAR 777 TIME 1:31.986 DELETED TRACK LIMITS AT T 9
CAR 65 TIME 2:42.999 DELETED TRACK LIMITS AT T 10 + NEXT LAP
CAR 786 TIME 1:31.103 DELETED TRACK LIMITS AT T 9
CAR 911 TIME 1:31.267 DELETED TRACK LIMITS AT T 9
CAR 54 TIME 1:30.438 DELETED TRACK LIMITS AT T 9
CAR 17 TIME 1:29.834 DELETED TRACK LIMITS AT T 9
CAR 33 TIME 1:35.190 DELETED TRACK LIMITS AT T 9
CAR 786 TIME 1:30.790 DELETED TRACK LIMITS AT 9
CAR 88 TIME 1:36.027 DELETED TRACK LIMITS AT T 9
CAR 911 TIME 1:31.986 DELETED TRACK LIMITS AT T 9
CAR 5 TIME 1:46.106 DELETED TRACK LIMITS AT T 9
CAR 20 TIME 1:30.857 DELETED TRACK LIMITS AT T 9
CAR 20 TIME 1:31.488 DELETED TRACK LIMITS AT T 9
CAR 19 TIME 1:31.569 DELETED TRACK LIMITS AT T 9
CAR 69 TIME 1:31.027 DELETED TRACK LIMITS AT T 9
CAR 33 TIME 1:32.277 DELETED TRACK LIMITS AT T 9
CAR 786 TIME 1:31.925 DELETED TRACK LIMITS AT T 9
CAR 66 TIME 1:30.207 DELETED TRACK LIMITS AT T 6
CAR 63 TIME 1:34.057 DELETED TRACK LIMITS AT T 9
CAR 23 TIME 1:34.218 DELETED TRACK LIMITS AT T 6
CAR 54 TIME 1:30.584 DELETED TRACK LIMITS AT T 9
CAR 25 TIME 5:08.477 DELETED TRACK LIMITS AT T 10 + NEXT LAP
CAR 51 TIME 3:32.916 DELETED TRACK LIMITS AT T TEAM MANAGERS CAR 19 REPORT TO RACE CONTROL IMMEDIATELY
CAR 51 TIME 7:11.527 DELETED TRACK LIMITS AT T 10 + NEXT LAP
CAR 51 TIME 3:32.916 DELETED TRACK LIMITS AT T10 + NEXT LAP
CAR 33 TIME 5:46.897 DELETED TRACK LIMITS AT T 10 + NEXT LAP
CAR 19 TIME 1:31.327 DELETED TRACK LIMITS AT T 9
CAR 38 TIME 1:32.531 DELETED TRACK LIMITS AT T 9
CAR 6 TIME 1:32.204 DELETED TRACK LIMITS AT 9

Published at:.....

Race Director:	Neus Santamaría Sanromà	Timekeeper:	Luis García
	DPB-0819-ESP/CAT		JOB-1605-ESP/M





Red Bull Ring
International GT Open
Free Practice - 1 - 2
Combined Results

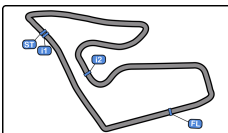


CAR 69 TIME 1:32.348 DELETED TRACK LIMITS AT T 10 + NEXT LAP
CAR 33 TIME 1:33.786 DELETED TRACK LIMITS AT T 9
CAR 19 TIME 1:37.584 DELETED TRACK LIMITS AT T 1
CAR 25 TIME 1:32.570 DELETED TRACK LIMITS AT T 9
CAR 88 TIME 1:36.233 DELETED TRACK LIMITS AT T 9
CAR 8 TIME 1:33.564 DELETED TRACK LIMITS AT T 9
CAR 51 TIME 1:30.562 DELETED TRACK LIMITS AT T 9
CAR 19 TIME 1:31.165 DELETED TRACK LIMITS AT T 10 + NEXT LAP
CAR 23 TIME 1:29.651 DELETED TRACK LIMITS AT T 9
CAR 63 TIME 1:31.325 DELETED TRACK LIMITS AT T 9
CAR 69 TIME 1:33.155 DELETED TRACK LIMITS AT T 10 + NEXT LAP
CAR 20 TIME 1:31.112 DELETED TRACK LIMITS AT T 9
CAR 6 TIME 1:31.911 DELETED TRACK LIMITS AT T 6
CAR 911 TIME 1:32.011 DELETED TRACK LIMITS AT T 9
CAR 88 TIME 1:32.429 DELETED TRACK LIMITS AT T 10 + NEXT LAP
CAR 6 TIME 1:32.176 DELETED TRACK LIMITS AT T 9
CAR 65 TIME 7:39.196 DELETED TRACK LIMITS AT T 10 + NEXT LAP
CAR 007 TIME 1:34.186 DELETED TRACK LIMITS AT T 9
CAR 25 TIME 1:33.173 DELETED TRACK LIMITS AT T 9
CAR 25 TIME 1:33.653 DELETED TRACK LIMITS AT T 9
CAR 17 TIME 7:07.530 DELETED TRACK LIMITS AT T 10 + NEXT LAP
CAR 27 TIME 1:30.615 DELETED TRACK LIMITS AT T 9
CAR 6 TIME 1:31.634 DELETED TRACK LIMITS AT T 10 + NEXT LAP
CAR 777 TIME 1:32.070 DELETED TRACK LIMITS AT T 9
CAR 19 TIME 1:33.818 DELETED TRACK LIMITS AT T 9
CAR 33 TIME 1:33.964 DELETED TRACK LIMITS AT T 9
CAR 38 TIME 1:32.128 DELETED TRACK LIMITS AT T 10 + NEXT LAP
CAR 69 TIME 1:31.400 DELETED TRACK LIMITS AT T 9
CAR 51 TIME 1:39.415 DELETED TRACK LIMITS AT T 9
CAR 20 TIME 1:31.169 DELETED TRACK LIMITS AT T 9
CAR 54 TIME 14:22.628 DELETED TRACK LIMITS AT T 10 + NEXT LAP
CAR 777 TIME 1:32.858 DELETED TRACK LIMITS AT T 1
CAR 25 TIME 1:32.394 DELETED TRACK LIMITS AT T 10 + NEXT LAP
CAR 51 TIME 1:34.974 DELETED TRACK LIMITS AT T 9
CAR 69 TIME 1:30.004 DELETED TRACK LIMITS AT T 10 + NEXT LAP

Published at:.....

Race Director:	Neus Santamaria Sanromà	Timekeeper:	Luis García
	DPB-0819-ESP/CAT		JOB-1605-ESP/M





Red Bull Ring
International GT Open
Free Practice - 1 - 2
Combined Results

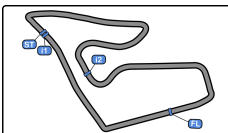


Red Bull Ring	4.326 m.
CAR 25	TIME 1:31.919 DELETED TRACK LIMITS AT T 1
CAR 20	TIME 1:33.126 DELETED TRACK LIMITS AT T 1
CAR 007	TIME 1:33.313 DELETED TRACK LIMITS AT T 9
CAR 20	TIME 1:34.447 DELETED TRACK LIMITS AT T 9
CAR 33	TIME 1:34.367 DELETED TRACK LIMITS AT T 9
CAR 911	TIME 1:30.689 DELETED TRACK LIMITS AT T 10 + NEXT LAP
CAR 786	TIME 1:31.085 DELETED TRACK LIMITS AT T 9
CAR 54	TIME 1:31.442 DELETED TRACK LIMITS AT T 10 + NEXT LAP
CAR 20	TIME 1:30.852 DELETED TRACK LIMITS AT T 9
CAR 38	TIME 1:32.225 DELETED TRACK LIMITS AT T 10 + NEXT LAP
CAR 51	TIME 1:31.574 DELETED TRACK LIMITS AT T 9
CAR 88	TIME 1:32.967 DELETED TRACK LIMITS AT T 10 + NEXT LAP
CAR 33	TIME 1:33.754 DELETED TRACK LIMITS AT T 9
CAR 19	TIME 1:33.527 DELETED TRACK LIMITS AT T 10 + NEXT LAP
CAR 20	TIME 1:30.785 DELETED TRACK LIMITS AT T 9
CAR 65	TIME 1:32.153 DELETED TRACK LIMITS AT T 10 + NEXT LAP
CAR 33	TIME 1:33.963 DELETED TRACK LIMITS AT T 9
CAR 6	TIME 1:31.354 DELETED TRACK LIMITS AT T 10 + NEXT LAP
CAR 69	TIME 1:31.114 DELETED TRACK LIMITS AT T 9
CAR 777	TIME 1:35.316 DELETED TRACK LIMITS AT T 9
CAR 63	TIME 4:16.272 DELETED TRACK LIMITS AT T 9
CAR 19	TIME 1:33.298 DELETED TRACK LIMITS AT T 9
CAR 786	TIME 2:42.187 DELETED TRACK LIMITS AT T 10 + NEXT LAP
CAR 54	TIME 1:30.799 DELETED TRACK LIMITS AT T 10 + NEXT LAP
CAR 38	TIME 1:32.254 DELETED TRACK LIMITS AT T 9
CAR 51	TIME 1:30.179 DELETED TRACK LIMITS AT T 9
CAR 27	TIME 1:30.964 DELETED TRACK LIMITS AT T 1
CAR 51	TIME 1:29.950 DELETED TRACK LIMITS AT T 10 + NEXT LAP
CAR 33	TIME 1:33.868 DELETED TRACK LIMITS AT T 9
CAR 5	TIME 1:37.879 DELETED TRACK LIMITS AT T 9
CAR 54	TIME 1:30.988 DELETED TRACK LIMITS AT T 9
CAR 8	TIME 1:31.680 DELETED TRACK LIMITS AT T 9
CAR 38	TIME 1:32.496 DELETED TRACK LIMITS AT T 9
CAR 23	TIME 1:33.482 DELETED TRACK LIMITS AT T 9
CAR 63	TIME 1:31.014 DELETED TRACK LIMITS AT T 9

Published at:.....

Race Director:	Neus Santamaría Sanromà	Timekeeper:	Luis García
	DPB-0819-ESP/CAT		JOB-1605-ESP/M





Red Bull Ring
International GT Open
Free Practice - 1 - 2
Combined Results

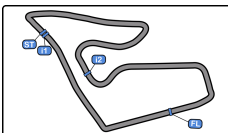


Red Bull Ring	4.326 m.
CAR 25	TIME 1:32.116 DELETED TRACK LIMITS AT T 10 + NEXT LAP
CAR 19	TIME 1:32.853 DELETED TRACK LIMITS AT T 9
CAR 61	TIME 1:32.935 DELETED TRACK LIMITS AT T 9
CAR 777	TIME 3:53.421 DELETED TRACK LIMITS AT T 9
CAR 25	TIME 1:32.294 DELETED TRACK LIMITS AT T 9
CAR 27	TIME 1:33.863 DELETED TRACK LIMITS AT T 9
CAR 777	TIME 1:32.066 DELETED TRACK LIMITS AT T 9
CAR 19	TIME 1:39.727 DELETED TRACK LIMITS AT T 9
CAR 6	TIME 1:31.586 DELETED TRACK LIMITS AT T 10 + NEXT LAP
CAR 911	TIME 1:32.126 DELETED TRACK LIMITS AT T 9
CAR 19	TIME 1:33.102 DELETED TRACK LIMITS AT T 9
CAR 27	TIME 1:30.259 DELETED TRACK LIMITS AT T 1
CAR 65	TIME 1:32.823 DELETED TRACK LIMITS AT T 9
CAR 17	TIME 1:31.002 DELETED TRACK LIMITS AT T 9
CAR 27	TIME 1:32.404 DELETED TRACK LIMITS AT T 9
CAR 19	TIME 1:32.717 DELETED TRACK LIMITS AT T 9
CAR 69	TIME 1:31.273 DELETED TRACK LIMITS AT T 1
CAR 911	TIME 1:31.814 DELETED TRACK LIMITS AT T 9
CAR 8	TIME 3:21.073 DELETED TRACK LIMITS AT T 10 + NEXT LAP
CAR 33	TIME 3:21.284 DELETED TRACK LIMITS AT T 9
CAR 63	TIME 1:31.278 DELETED TRACK LIMITS AT T 9
CAR 6	TIME 1:32.646 DELETED TRACK LIMITS AT T 9
CAR 33	TIME 1:33.968 DELETED TRACK LIMITS AT T 10 + NEXT LAP
CAR 65	TIME 1:31.230 DELETED TRACK LIMITS AT T 9
CAR 19	TIME 1:34.003 DELETED TRACK LIMITS AT T 9
CAR 69	TIME 1:30.798 DELETED TRACK LIMITS AT T 9
CAR 51	TIME 1:36.633 DELETED TRACK LIMITS AT T 9
CAR 51	TIME 1:31.494 DELETED TRACK LIMITS AT T 9
CAR 007	TIME 1:35.842 DELETED TRACK LIMITS AT T 9
CAR 17	TIME 1:31.174 DELETED TRACK LIMITS AT T 9
CAR 63	TIME 1:31.558 DELETED TRACK LIMITS AT T 10 + NEXT LAP
CAR 777	TIME 1:30.216 DELETED TRACK LIMITS AT T 9
CAR 61	TIME 1:33.204 DELETED TRACK LIMITS AT T 9
CAR 33	TIME 1:32.824 DELETED TRACK LIMITS AT T 9
CAR 25	TIME 1:32.023 DELETED TRACK LIMITS AT T 9

Published at:.....

Race Director:	Neus Santamaría Sanromà	Timekeeper:	Luis García
	DPB-0819-ESP/CAT		JOB-1605-ESP/M





Red Bull Ring
International GT Open
Free Practice - 1 - 2



Combined Results

Red Bull Ring

4.326 m.

CAR 88 TIME 1:31.202 DELETED TRACK LIMITS AT T 9
CAR 8 TIME 1:31.571 DELETED TRACK LIMITS AT T 10 + NEXT LAP
CAR 6 TIME 1:32.389 DELETED TRACK LIMITS AT T 9
CAR 911 TIME 1:30.861 DELETED TRACK LIMITS AT T 9
CAR 65 TIME 1:34.247 DELETED TRACK LIMITS AT T 9
CAR 65 TIME 1:31.112 DELETED TRACK LIMITS AT T 9
CAR 51 TIME 1:30.529 DELETED TRACK LIMITS AT T 9
CAR 27 TIME 1:34.771 DELETED TRACK LIMITS AT T 9
CAR 33 TIME 1:33.275 DELETED TRACK LIMITS AT T 9
CAR 25 TIME 1:32.117 DELETED TRACK LIMITS AT T 10 + NEXT LAP
CAR 61 TIME 1:32.971 DELETED TRACK LIMITS AT T 9
CAR 69 TIME 1:30.712 DELETED TRACK LIMITS AT T 9
CAR 17 TIME 1:31.248 DELETED TRACK LIMITS AT T 9
CAR 33 TIME 1:30.827 DELETED TRACK LIMITS AT T 10 + NEXT LAP
CAR 69 TIME 1:31.155 DELETED TRACK LIMITS AT T 1
CAR 20 TIME 1:31.831 DELETED TRACK LIMITS AT T 10 + NEXT LAP
CAR 007 TIME 2:06.889 DELETED TRACK LIMITS AT T 9
CAR 66 TIME 1:31.740 DELETED TRACK LIMITS AT T 9
CAR 61 TIME 1:34.303 DELETED TRACK LIMITS AT T 9
CAR 51 TIME 5:25.027 DELETED TRACK LIMITS AT T 10 + NEXT LAP
CAR 25 TIME 1:32.267 DELETED TRACK LIMITS AT T 9
CAR 69 TIME 1:30.892 DELETED TRACK LIMITS AT T 9
CAR 007 TIME 1:37.447 DELETED TRACK LIMITS AT T 10 + NEXT LAP
CAR 25 TIME 1:31.851 DELETED TRACK LIMITS AT T 9
CAR 63 TIME 1:31.926 DELETED TRACK LIMITS AT T 9
CAR 69 TIME 1:31.002 DELETED TRACK LIMITS AT T 9
CAR 786 TIME 1:32.288 DELETED TRACK LIMITS AT T 9
CAR 23 TIME 1:32.502 DELETED TRACK LIMITS AT T 10 + NEXT LAP
CAR 19 TIME 1:34.249 DELETED TRACK LIMITS AT T 9
CAR 6 TIME 1:30.912 DELETED TRACK LIMITS AT T 10 + NEXT LAP
CAR 25 TIME 1:32.548 DELETED TRACK LIMITS AT T 9
CAR 38 TIME 1:31.914 DELETED TRACK LIMITS AT T 9
CAR 27 TIME 1:34.232 DELETED TRACK LIMITS AT T 9
CAR 777 TIME 1:32.289 DELETED TRACK LIMITS AT T 9
CAR 33 TIME 1:32.197 DELETED TRACK LIMITS AT T 9

Published at:.....

Race Director:

Neus Santamaría Sanromà

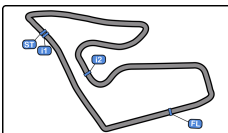
DPB-0819-ESP/CAT

Timekeeper:

Luis García

JOB-1605-ESP/M





Red Bull Ring
International GT Open
Free Practice - 1 - 2
Combined Results



CAR 17 TIME 1:31.113 DELETED TRACK LIMITS AT T 10 + NEXT LAP

CAR 88 TIME 1:30.790 DELETED TRACK LIMITS AT T 9

CAR 20 TIME 1:34.053 DELETED TRACK LIMITS AT T 9

CAR 6 TIME 1:31.749 DELETED TRACK LIMITS AT T 9

CAR 786 TIME 1:32.171 DELETED TRACK LIMITS AT T 10 + NEXT LAP

CAR 84 TIME 1:32.872 DELETED TRACK LIMITS AT T 9

CAR 91 TIME 1:31.802 DELETED TRACK LIMITS AT T 9

CAR 61 TIME 1:32.877 DELETED TRACK LIMITS AT T 9

CAR 69 TIME 1:31.041 DELETED TRACK LIMITS AT T 9

CAR 5 TIME 1:30.839 DELETED TRACK LIMITS AT T 10 + NEXT LAP

CAR 51 TIME 1:31.669 DELETED TRACK LIMITS AT T 10 + NEXT LAP

CAR 19 TIME 2:58.286 DELETED TRACK LIMITS AT T 9

CAR 61 TIME 1:33.502 DELETED TRACK LIMITS AT T 9

CAR 51 TIME 1:30.464 DELETED TRACK LIMITS AT T 9

CAR 17 TIME 1:30.442 DELETED TRACK LIMITS AT T 10 + NEXT LAP

CAR 65 TIME 1:30.872 DELETED TRACK LIMITS AT T 9

CAR 63 TIME 1:30.499 DELETED TRACK LIMITS AT T 10 + NEXT LAP

CAR 84 TIME 1:33.230 DELETED TRACK LIMITS AT T 9

CAR 91 TIME 1:31.469 DELETED TRACK LIMITS AT T 9

CAR 63 TIME 1:31.617 DELETED TRACK LIMITS AT T 9

CAR 20 TIME 1:31.144 DELETED TRACK LIMITS AT T 9

CAR 6 TIME 1:31.340 DELETED TRACK LIMITS AT T 9

CAR 17 TIME 1:30.557 DELETED TRACK LIMITS AT T 10 + NEXT LAP

CAR 33 TIME 1:32.012 DELETED TRACK LIMITS AT T 9

CAR 777 TIME 1:32.333 DELETED TRACK LIMITS AT T 9

CAR 54 TIME 1:34.437 DELETED TRACK LIMITS AT T 9

CAR 51 TIME 1:31.221 DELETED TRACK LIMITS AT T 10 + NEXT LAP

CAR 20 TIME 1:31.898 DELETED TRACK LIMITS AT T 9

CAR 91 TIME 1:30.876 DELETED TRACK LIMITS AT T 10 + NEXT LAP

CAR 65 TIME 1:31.108 DELETED TRACK LIMITS AT T 9

CAR 17 TIME 1:30.587 DELETED TRACK LIMITS AT T 10 + NEXT LAP

CAR 69 TIME 1:30.428 DELETED TRACK LIMITS AT T 9

CAR 63 TIME 1:30.596 DELETED TRACK LIMITS AT T 10 + NEXT LAP

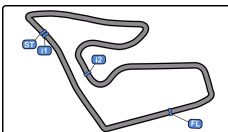
CAR 84 TIME 1:33.235 DELETED TRACK LIMITS AT T 9

CAR 63 TIME 1:30.596 DELETED TRACK LIMITS AT T 9

Published at:.....

Race Director:	Neus Santamaria Sanromà	Timekeeper:	Luis García
	DPB-0819-ESP/CAT		JOB-1605-ESP/M





Red Bull Ring
International GT Open
Free Practice - 1 - 2
Combined Results



Red Bull Ring 4.326 m.

CAR 6 TIME 1:31.881 DELETED TRACK LIMITS AT T 9
CAR 38 TIME 1:30.803 DELETED TRACK LIMITS AT T 10 + NEXT LAP
CAR 5 TIME 1:30.213 DELETED TRACK LIMITS AT T 10 + NEXT LAP
CAR 8 TIME 1:32.280 DELETED TRACK LIMITS AT T 9
CAR 007 TIME 1:36.157 DELETED TRACK LIMITS AT T 9
CAR 20 TIME 1:31.567 DELETED TRACK LIMITS AT T 10 + NEXT LAP
CAR 33 TIME 1:31.288 DELETED TRACK LIMITS AT T 9
CAR 51 TIME 1:36.095 DELETED TRACK LIMITS AT T 10 + NEXT LAP
CAR 51 TIME 1:30.886 DELETED TRACK LIMITS AT T 9
CAR 61 TIME 1:32.830 DELETED TRACK LIMITS AT T 9
CAR 19 TIME 1:33.982 DELETED TRACK LIMITS AT T 9
CAR 88 TIME 3:33.471 DELETED TRACK LIMITS AT T 10 + NEXT LAP
CAR 66 TIME 2:41.340 DELETED TRACK LIMITS AT T 9
CAR 27 TIME 1:33.599 DELETED TRACK LIMITS AT T 9
CAR 65 TIME 1:30.992 DELETED TRACK LIMITS AT T 9
CAR 19 TIME 1:32.078 DELETED TRACK LIMITS AT T 10 + NEXT LAP
CAR 88 TIME 1:30.584 DELETED TRACK LIMITS AT T 9
CAR 33 TIME 1:32.641 DELETED TRACK LIMITS AT T 9
CAR 38 TIME 1:31.072 DELETED TRACK LIMITS AT T 10 + NEXT LAP
CAR 8 TIME 1:32.274 DELETED TRACK LIMITS AT T 9
CAR 17 TIME 1:29.927 DELETED TRACK LIMITS AT T 10 + NEXT LAP
CAR 51 TIME 1:37.196 DELETED TRACK LIMITS AT T 10 + NEXT LAP
CAR 61 TIME 1:32.512 DELETED TRACK LIMITS AT T 9
CORRECTION CAR 51 TIME 1:37.196 DELETED TRACK LIMITS AT T 1
CAR 65 TIME 1:30.873 DELETED TRACK LIMITS AT T 9
CAR 786 TIME 4:10.003 DELETED TRACK LIMITS AT T 10 + NEXT LAP
CAR 33 TIME 1:32.313 DELETED TRACK LIMITS AT T 9
CAR 69 TIME 3:24.388 DELETED TRACK LIMITS AT T 10 + NEXT LAP
CAR 19 TIME 1:33.211 DELETED TRACK LIMITS AT T 9
CAR 25 TIME 1:30.857 DELETED TRACK LIMITS AT T 9
CAR 33 TIME 1:34.793 DELETED TRACK LIMITS AT T 10 + NEXT LAP
CAR 6 TIME 1:31.884 DELETED TRACK LIMITS AT T 9
CAR 19 TIME 1:32.128 DELETED TRACK LIMITS AT T 10 + NEXT LAP
CAR 65 TIME 1:31.295 DELETED TRACK LIMITS AT T 9
CAR 91 TIME 1:31.324 DELETED TRACK LIMITS AT T 9

Published at:.....

Race Director:

Neus Santamaría Sanromà

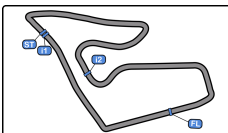
DPB-0819-ESP/CAT

Timekeeper:

Luis García

JOB-1605-ESP/M





Red Bull Ring
International GT Open
Free Practice - 1 - 2
Combined Results



Red Bull Ring 4.326 m.

CAR 786 TIME 1:35.244 DELETED TRACK LIMITS AT T 10 + NEXT LAP

CAR 61 TIME 1:31.747 DELETED TRACK LIMITS AT T 9

CAR 63 TIME 2:34.050 DELETED TRACK LIMITS AT T 10 + NEXT LAP

CAR 17 TIME 1:30.105 DELETED TRACK LIMITS AT T 10 + NEXT LAP

CAR 69 TIME 1:30.926 DELETED TRACK LIMITS AT T 10 + NEXT LAP

CAR 91 TIME 1:30.879 DELETED TRACK LIMITS AT T 9

CAR 54 TIME 1:32.965 DELETED TRACK LIMITS AT T 9

CAR 51 TIME 1:30.636 DELETED TRACK LIMITS AT T 10 + NEXT LAP

CAR 19 TIME 1:32.072 DELETED TRACK LIMITS AT T 9

CAR 6 TIME 1:31.456 DELETED TRACK LIMITS AT T 10 + NEXT LAP

CAR 911 TIME 1:31.596 DELETED TRACK LIMITS AT T 9

CAR 8 TIME 3:26.123 DELETED TRACK LIMITS AT T 10 + NEXT LAP

CAR 6 TIME 1:31.512 DELETED TRACK LIMITS AT T 9

CAR 91 TIME 1:31.418 DELETED TRACK LIMITS AT T 9

CAR 17 TIME 1:30.648 DELETED TRACK LIMITS AT T 10 + NEXT LAP

CAR 33 TIME 1:33.388 DELETED TRACK LIMITS AT T 9

CAR 51 TIME 1:31.418 DELETED TRACK LIMITS AT T 10 + NEXT LAP

CAR 19 TIME 1:32.299 DELETED TRACK LIMITS AT T 9

CAR 19 TIME 1:32.227 DELETED TRACK LIMITS AT T 10 + NEXT LAP

CAR 007 TIME 1:37.792 DELETED TRACK LIMITS AT T 9

CAR 911 TIME 1:31.500 DELETED TRACK LIMITS AT T 9

CAR 007 TIME 1:43.578 DELETED TRACK LIMITS AT T 10 + NEXT LAP

CAR 786 TIME 1:31.225 DELETED TRACK LIMITS AT T 9

CAR 25 TIME 1:30.814 DELETED TRACK LIMITS AT T 10 + NEXT LAP

CAR 786 TIME 1:31.196 DELETED TRACK LIMITS AT T 10 + NEXT LAP

CAR 91 TIME 1:32.692 DELETED TRACK LIMITS AT T 9

CAR 20 TIME 1:31.294 DELETED TRACK LIMITS AT T 10 + NEXT LAP

CAR 777 TIME 1:30.208 DELETED TRACK LIMITS AT T 10 + NEXT LAP

CAR 69 TIME 1:30.640 DELETED TRACK LIMITS AT T 9

CAR 63 TIME 1:30.113 DELETED TRACK LIMITS AT T 10 + NEXT LAP

CAR 8 TIME 1:31.722 DELETED TRACK LIMITS AT T 9

CAR 19 TIME 1:32.883 DELETED TRACK LIMITS AT T 10 + NEXT LAP

CAR 63 TIME 1:30.341 DELETED TRACK LIMITS AT T 9

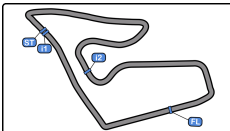
CAR 51 TIME 1:30.818 DELETED TRACK LIMITS AT T 9

CAR 007 TIME 1:34.110 DELETED TRACK LIMITS AT T 10 + NEXT LAP

Published at:.....

Race Director:	Neus Santamaría Sanromà	Timekeeper:	Luis García
	DPB-0819-ESP/CAT		JOB-1605-ESP/M





Red Bull Ring 4.326 m.

Red Bull Ring
International GT Open
Free Practice - 1 - 2
Combined Results



CAR 20 TIME 1:30.374 DELETED TRACK LIMITS AT T 10 + NEXT LAP
CAR 63 TIME 1:29.920 DELETED TRACK LIMITS AT T 10 + NEXT LAP
CAR 69 TIME 1:30.736 DELETED TRACK LIMITS AT T 9
CAR 61 TIME 1:33.135 DELETED TRACK LIMITS AT T 9
CAR 8 TIME 1:32.101 DELETED TRACK LIMITS AT T 9
CAR 786 TIME 1:30.644 DELETED TRACK LIMITS AT T 9
CAR 69 TIME 1:30.790 DELETED TRACK LIMITS AT T 9
CAR 911 TIME 1:31.138 DELETED TRACK LIMITS AT T 9
CAR 8 TIME 1:31.132 DELETED TRACK LIMITS AT T 9
CAR 786 TIME 1:30.650 DELETED TRACK LIMITS AT T 9
CAR 69 TIME 1:30.655 DELETED TRACK LIMITS AT T 9
CAR 777 TIME 1:30.050 DELETED TRACK LIMITS AT T 9

Published at:.....

Race Director:		Neus Santamaría Sanromà	Timekeeper:		Luis García
		DPB-0819-ESP/CAT			 JOB-1605-ESP/M

