

Autodromo Nazionale Monza
International GT Open
Free Practice - 2
Provisional Results



Autodromo Nazionale Monza 5.793 m

Cls	N°	Entrant/Team	Nat	Driver 1	Nat	Driver 2	Nat	Vehicle	Cat	Cls	Laps	Best	Time	Gap	Interval	Km/h
1	777	Olimp Racing	POL	Marcin Jedliński	POL	Karol Basz	POL	Audi R8 LMS 2018	PROAM	1	15	7	1:48.450			192.2
2	11	Kessel Racing	CHE	Frédéric Jousset	FRA	David Fumanelli	ITA	Ferrari 296 GT3	PROAM	2	20	7	1:49.044	0.594	0.594	191.2
3	17	Team Motopark	DEU	Diego Menchaca	MEX	Thomas Neubauer	FRA	Mercedes AMG GT3 2020	PRO	1	11	9	1:49.319	0.869	0.275	190.7
4	27	AF Corse	ITA	Marco Pulcini	ITA	Eddie Cheever III	ITA	Ferrari 296 GT3	PROAM	3	17	7	1:49.403	0.953	0.084	190.6
5	69	Optimum Motorsport	GBR	Samuel De Haan	GBR	Charlie Fagg	GBR	McLaren 720S GT3	PRO	2	17	9	1:49.407	0.957	0.004	190.6
6	6	GetSpeed	DEU	James Wallis	GBR	Aaron Walker	GBR	Mercedes AMG GT3 2023	PRO	3	22	10	1:49.529	1.079	0.122	190.4
7	61	AF Corse	ITA	Jean-Claude Saada	USA	Conrad Grunewald	USA	Ferrari 488 GT3 MY 2020	AM*	1	16	6	1:49.678	1.228	0.149	190.1
8	66	Greystone GT	GBR	Stewart Proctor	GBR	Lewis Proctor	GBR	McLaren 720S GT3	PROAM	4	17	8	1:49.803	1.353	0.125	189.9
9	20	SPS Automotive Performance	DEU	Reece Barr	IRL	Mikaeel Pitamber	ZAF	Mercedes AMG GT3	PRO	4	22	8	1:49.808	1.358	0.005	189.9
10	88	AF Corse	ITA	Gino Forgione	CHE	Andrea Montermini	ITA	Ferrari 488 GT3 MY 2020	AM*	2	18	9	1:49.903	1.453	0.095	189.7
11	38	Kessel Racing	CHE	Nicolò Rosi	CHE	Nicolò Schirò	ITA	Ferrari 296 GT3	PROAM	5	20	6	1:49.944	1.494	0.041	189.6
12	911	GetSpeed	DEU	Axel Blom	FIN	Steve Jans	LUX	Mercedes AMG GT3 2023	PROAM	6	19	8	1:50.134	1.684	0.190	189.3
13	54	CBRX by SPS	DEU	Dexter Müller	CHE	Yannick Mettler	CHE	Mercedes AMG GT3	PROAM	7	20	6	1:50.150	1.700	0.016	189.3
14	25	AF Corse	ITA	Alessandro Cozzi	ITA	Giorgio Sernagiotto	CHE	Ferrari 296 GT3	AM*	3	18	8	1:50.205	1.755	0.055	189.2
15	786	GetSpeed	DEU	Kiki Sak Nana	THA	Adam Osieka	DEU	Mercedes AMG GT3 2023	AM	4	17	6	1:50.269	1.819	0.064	189.1
16	23	Eastalent-Racing	AUT	Simon Reicher	AUT	Christopher Haase	DEU	Audi R8 LMS GT3 Evo II	PRO	5	17	8	1:50.351	1.901	0.082	188.9
17	63	Oregon Team	ITA	Pierre Louis Chovet	FRA	Maximilian Paul	DEU	Lamborghini Huracan GT3 EVO2	PRO	6	17	6	1:50.446	1.996	0.095	188.8
18	55	AF Corse	ITA	Laurent De Meeus	BEL	Jamie Stanley	GBR	Ferrari 488 GT3 MY 2020	PROAM	8	17	8	1:50.631	2.181	0.185	188.5
19	33	Bonaldi Motorsport	ITA	Miloš Pavlović	SRB	Sanporn Jao-Javanil	THA	Lamborghini Huracan GT3 EVO2	PROAM	9	16	4	1:50.730	2.280	0.099	188.3
20	5	Olimp Racing	POL	Stanislaw Jedliński	POL	Krystian Korzeniowski	POL	Ferrari 296 GT3	AM	5	14	7	1:50.835	2.385	0.105	188.1
21	65	Team Motopark	DEU	Heiko Neumann	DEU	Timo Rumpfkeil	DEU	Mercedes AMG GT3 2020	AM	6	18	6	1:51.087	2.637	0.252	187.7
22	72	Optimum Motorsport	GBR	Nick Moss	GBR	Joe Osborne	GBR	McLaren 720S GT3	PRO	7	17	6	1:51.120	2.670	0.033	187.6
23	8	Il Barone Rampante	ITA	Giuseppe Cipriani	ITA		ITA	Lamborghini Huracan GT3 EVO	AM	7	7	6	1:51.408	2.958	0.288	187.1
24	51	AF Corse	ITA	Nicola Marinangeli	ITA	Riccardo Agostini	ITA	Ferrari 296 GT3	PRO	8	21	7	1:51.415	2.965	0.007	187.1
25	133	Kessel Racing	CHE	Murat Ruhi Cuhadaroglu	TUR	Emanuele Maria Tabacchi	ITA	Ferrari 488 GT3 Evo	AM	8	18	4	1:51.483	3.033	0.068	187.0
26	19	Oregon Team	ITA	Pietro Perolini	ITA	Daan Arrow	NLD	Lamborghini Huracan GT3 EVO2	PRO	9	16	8	1:51.914	3.464	0.431	186.3
27	84	Altitude Racing by Optimum Motorsport	GBR	Andrew Gilbert	GBR	Fran Rueda	ESP	McLaren 720S GT3	PROAM	10	17	8	1:54.165	5.715	2.251	182.6
28	007	Street-Art Racing	BEL	Jahid Fazal-Karim	POL	Pascal Bachmann	CHE	Aston Martin GT3 AMR MY2019	AM	9	5	2	2:41.293	52.843	47.128	129.2

*** PENALTIES**

CAR 84 TIME 2:00.934 DELETED CUTTING T1-2

CAR 33 TIME 1:53.380 DELETED CUTTING T1-2

CAR 88 TIME 1:55.525 DELETED CUTTING T1-2

CAR 777 TIME 1:51.920 DELETED TRACK LIMITS AT T 10

Published at:.....

Track Temp: 19.6 °C Air Temp: 19.6 °C Humidity: 87 % Track Status: WET

Race Director:

Neus Santamaría Sanromà


DPB-0819-ESP/CAT

Timekeeper:

Luis Garcia

JOB-1605-ESP/M





Autodromo Nazionale Monza

International GT Open

Free Practice - 2

Provisional Results



- CAR 66 TIME 2:00.775 DELETED TRACK LIMITS AT T 10
- CAR 63 TIME 1:58.239 DELETED CUTTING T1-2 AND T4-5
- CAR 38 TIME 2:03.136 DELETED CUTTING T4-5
- CAR 61 TIME 2:04.681 DELETED CUTTING T4-5
- CAR 23 TIME 2:03.409 DELETED CUTTING T1-2
- CAR 69 TIME 2:04.080 DELETED CUTTING T1-2 AND T4-5
- CAR 33 TIME 2:08.022 DELETED CUTTING T1-2 AND T4-5

Published at:.....

Track Temp: **19.6 °C** Air Temp: **19.6 °C** Humidity: **87 %** Track Status: **WET**

Race Director:

Neus Santamaría Sanromà

DPB-0819-ESP/CAT


Timekeeper:

Luis García



JOB-1605-ESP/M





Autodromo Nazionale Monza
International GT Open
Free Practice - 2
Provisional Results by Category



PROAM																
Cls	N°	Entrant/Team	Nat	Driver 1	Nat	Driver 2	Nat	Vehicle	Cat	Cls	Laps	Best	Time	Gap	Interval	Km/h
1	777	Olimp Racing	CHE	Marcin Jedliński	POL	Karol Basz	POL	Audi R8 LMS 2018	PROAM	1	15	7	1:48.450			192.2
2	11	Kessel Racing	CHE	Frédéric Jousset	FRA	David Fumanelli	ITA	Ferrari 296 GT3	PROAM	2	20	7	1:49.044	0.594	0.594	191.2
3	27	AF Corse	ITA	Marco Pulcini	ITA	Eddie Cheever III	ITA	Ferrari 296 GT3	PROAM	3	17	7	1:49.403	0.953	0.359	190.6
4	66	Greystone GT	GBR	Stewart Proctor	GBR	Lewis Proctor	GBR	McLaren 720S GT3	PROAM	4	17	8	1:49.803	1.353	0.400	189.9
5	38	Kessel Racing	CHE	Nicolò Rosi	CHE	Niccolò Schirò	ITA	Ferrari 296 GT3	PROAM	5	20	6	1:49.944	1.494	0.141	189.6
6	911	GetSpeed	DEU	Axel Blom	FIN	Steve Jans	LUX	Mercedes AMG GT3 2023	PROAM	6	19	8	1:50.134	1.684	0.190	189.3
7	54	CBRX by SPS	DEU	Dexter Müller	CHE	Yannick Mettler	CHE	Mercedes AMG GT3	PROAM	7	20	6	1:50.150	1.700	0.016	189.3
8	55	AF Corse	ITA	Laurent De Meeus	BEL	Jamie Stanley	GBR	Ferrari 488 GT3 MY 2020	PROAM	8	17	8	1:50.631	2.181	0.481	188.5
9	33	Bonaldi Motorsport	ITA	Miloš Pavlović	SRB	Sanporn Jao-Javanil	THA	Lamborghini Huracan GT3 EVO2	PROAM	9	16	4	1:50.730	2.280	0.099	188.3
10	84	Altitude Racing by Optimum Motorsport	GBR	Andrew Gilbert	GBR	Fran Rueda	ESP	McLaren 720S GT3	PROAM	10	17	8	1:54.165	5.715	3.435	182.6

PRO																
Cls	N°	Entrant/Team	Nat	Driver 1	Nat	Driver 2	Nat	Vehicle	Cat	Cls	Laps	Best	Time	Gap	Interval	Km/h
1	17	Team Motopark	DEU	Diego Menchaca	MEX	Thomas Neubauer	FRA	Mercedes AMG GT3 2020	PRO	1	11	9	1:49.319			190.7
2	69	Optimum Motorsport	GBR	Samuel De Haan	GBR	Charlie Fagg	GBR	McLaren 720S GT3	PRO	2	17	9	1:49.407	0.088	0.088	190.6
3	6	GetSpeed	DEU	James Wallis	GBR	Aaron Walker	GBR	Mercedes AMG GT3 2023	PRO	3	22	10	1:49.529	0.210	0.122	190.4
4	20	SPS Automotive Performance	DEU	Reece Barr	ITA	Mikael Pitamber	ZAF	Mercedes AMG GT3	PRO	4	22	8	1:49.808	0.489	0.279	189.9
5	23	Eastalent-Racing	AUT	Simon Reicher	AUT	Christopher Haase	DEU	Audi R8 LMS GT3 Evo II	PRO	5	17	8	1:50.351	1.032	0.543	188.9
6	63	Oregon Team	ITA	Pierre Louis Chovet	FRA	Maximilian Paul	DEU	Lamborghini Huracan GT3 EVO2	PRO	6	17	6	1:50.446	1.127	0.095	188.8
7	72	Optimum Motorsport	GBR	Nick Moss	GBR	Joe Osborne	GBR	McLaren 720S GT3	PRO	7	17	6	1:51.120	1.801	0.674	187.6
8	51	AF Corse	ITA	Nicola Marinangeli	ITA	Riccardo Agostini	ITA	Ferrari 296 GT3	PRO	8	21	7	1:51.415	2.096	0.295	187.1
9	19	Oregon Team	ITA	Pietro Perolini	ITA	Daan Arrow	NLD	Lamborghini Huracan GT3 EVO2	PRO	9	16	8	1:51.914	2.595	0.499	186.3

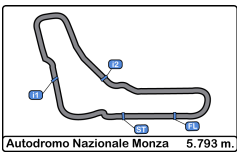
AM																
Cls	N°	Entrant/Team	Nat	Driver 1	Nat	Driver 2	Nat	Vehicle	Cat	Cls	Laps	Best	Time	Gap	Interval	Km/h
1	61	AF Corse	ITA	Jean-Claude Saada	USA	Conrad Grunewald	USA	Ferrari 488 GT3 MY 2020	AM*	1	16	6	1:49.678			190.1
2	88	AF Corse	ITA	Gino Forgione	CHE	Andrea Montermini	ITA	Ferrari 488 GT3 MY 2020	AM*	2	18	9	1:49.903	0.225	0.225	189.7
3	25	AF Corse	ITA	Alessandro Cozzi	ITA	Giorgio Sernagiotto	ITA	Ferrari 296 GT3	AM*	3	18	8	1:50.205	0.527	0.302	189.2
4	786	GetSpeed	DEU	Kiki Sak Nana	THA	Adam Osieka	DEU	Mercedes AMG GT3 2023	AM	4	17	6	1:50.269	0.591	0.064	189.1
5	5	Olimp Racing	POL	Stanislaw Jedliński	POL	Krystian Korzeniowski	POL	Ferrari 296 GT3	AM	5	14	7	1:50.835	1.157	0.566	188.1
6	65	Team Motopark	DEU	Heiko Neumann	DEU	Timo Rumpfkeil	DEU	Mercedes AMG GT3 2020	AM	6	18	6	1:51.087	1.409	0.252	187.7
7	8	Il Barone Rampante	ITA	Giuseppe Cipriani	ITA		ITA	Lamborghini Huracan GT3 EVO	AM	7	7	6	1:51.408	1.730	0.321	187.1
8	133	Kessel Racing	CHE	Murat Ruhi Cuhadaroglu	TUR	Emanuele Maria Tabacchi	ITA	Ferrari 488 GT3 Evo	AM	8	18	4	1:51.483	1.805	0.075	187.0

Published at:.....

Track Temp: 19.6 °C Air Temp: 19.6 °C Humidity: 87 % Track Status: WET

Race Director:	Neus Santamaria Sanromà DPB-0819-ESP/CAT	Timekeeper:	Luis Garcia JOB-1605-ESP/M
-----------------------	---	--------------------	-------------------------------





Autodromo Nazionale Monza
International GT Open
Free Practice - 2
Provisional Results by Category



AM																
Cls	N°	Entrant/Team	Nat	Driver 1	Nat	Driver 2	Nat	Vehicle	Cat	Cls	Laps	Best	Time	Gap	Interval	Km/h
9	007	Street-Art Racing		Jahid Fazal-Karim		Pascal Bachmann		Aston Martin GT3 AMR MY2019	AM	9	5	2	2:41.293	51.615	49.810	129.2

*** PENALTIES**

- CAR 84 TIME 2:00.934 DELETED CUTTING T1-2
- CAR 33 TIME 1:53.380 DELETED CUTTING T1-2
- CAR 88 TIME 1:55.525 DELETED CUTTING T1-2
- CAR 777 TIME 1:51.920 DELETED TRACK LIMITS AT T 10
- CAR 66 TIME 2:00.775 DELETED TRACK LIMITS AT T 10
- CAR 63 TIME 1:58.239 DELETED CUTTING T1-2 AND T4-5
- CAR 38 TIME 2:03.136 DELETED CUTTING T4-5
- CAR 61 TIME 2:04.681 DELETED CUTTING T4-5
- CAR 23 TIME 2:03.409 DELETED CUTTING T1-2
- CAR 69 TIME 2:04.080 DELETED CUTTING T1-2 AND T4-5
- CAR 33 TIME 2:08.022 DELETED CUTTING T1-2 AND T4-5

Published at:.....

Track Temp: **19.6 °C** Air Temp: **19.6 °C** Humidity: **87 %** Track Status: **WET**

Race Director:

Neus Santamaría Sanromà


DPB-0819-ESP/CAT

Timekeeper:

Luis García

JOB-1605-ESP/M





Autodromo Nazionale Monza
International GT Open
Free Practice - 2
Provisional Results by Class



International GT Open																
Cls	N°	Entrant/Team	Nat	Driver 1	Nat	Driver 2	Nat	Vehicle	Cat	Cls	Laps	Best	Time	Gap	Interval	Km/h
1	777	Olimp Racing	CHE	Marcin Jedliński	POL	Karol Basz	POL	Audi R8 LMS 2018	GT3	1	15	7	1:48.450			192.2
2	11	Kessel Racing	CHE	Frédéric Jousset	CHE	David Fumanelli	ITA	Ferrari 296 GT3	GT3	2	20	7	1:49.044	0.594	0.594	191.2
3	17	Team Motopark	DEU	Diego Menchaca	MEX	Thomas Neubauer	FRA	Mercedes AMG GT3 2020	GT3	3	11	9	1:49.319	0.869	0.275	190.7
4	27	AF Corse	ITA	Marco Pulcini	ITA	Eddie Cheever III	FRA	Ferrari 296 GT3	GT3	4	17	7	1:49.403	0.953	0.084	190.6
5	69	Optimum Motorsport	GBR	Samuel De Haan	GBR	Charlie Fagg	GBR	McLaren 720S GT3	GT3	5	17	9	1:49.407	0.957	0.004	190.6
6	6	GetSpeed	DEU	James Wallis	GBR	Aaron Walker	GBR	Mercedes AMG GT3 2023	GT3	6	22	10	1:49.529	1.079	0.122	190.4
7	61	AF Corse	ITA	Jean-Claude Saada	USA	Conrad Grunewald	USA	Ferrari 488 GT3 MY 2020	GT3*	7	16	6	1:49.678	1.228	0.149	190.1
8	66	Greystone GT	GBR	Stewart Proctor	GBR	Lewis Proctor	GBR	McLaren 720S GT3	GT3	8	17	8	1:49.803	1.353	0.125	189.9
9	20	SPS Automotive Performance	DEU	Reece Barr	ZAF	Mikaeel Pitamber	ZAF	Mercedes AMG GT3	GT3	9	22	8	1:49.808	1.358	0.005	189.9
10	88	AF Corse	ITA	Gino Forgione	CHE	Andrea Montermini	ITA	Ferrari 488 GT3 MY 2020	GT3*	10	18	9	1:49.903	1.453	0.095	189.7
11	38	Kessel Racing	CHE	Nicolò Rosi	CHE	Niccolò Schirò	ITA	Ferrari 296 GT3	GT3	11	20	6	1:49.944	1.494	0.041	189.6
12	911	GetSpeed	DEU	Axel Blom	FIN	Steve Jans	LUX	Mercedes AMG GT3 2023	GT3	12	19	8	1:50.134	1.684	0.190	189.3
13	54	CBRX by SPS	DEU	Dexter Müller	CHE	Yannick Mettler	CHE	Mercedes AMG GT3	GT3	13	20	6	1:50.150	1.700	0.016	189.3
14	25	AF Corse	ITA	Alessandro Cozzi	ITA	Giorgio Sernagiotto	ITA	Ferrari 296 GT3	GT3*	14	18	8	1:50.205	1.755	0.055	189.2
15	786	GetSpeed	DEU	Kiki Sak Nana	THA	Adam Osieka	DEU	Mercedes AMG GT3 2023	GT3	15	17	6	1:50.269	1.819	0.064	189.1
16	23	Eastalent-Racing	AUT	Simon Reicher	AUT	Christopher Haase	DEU	Audi R8 LMS GT3 Evo II	GT3	16	17	8	1:50.351	1.901	0.082	188.9
17	63	Oregon Team	ITA	Pierre Louis Chovet	FRA	Maximilian Paul	DEU	Lamborghini Huracan GT3 EVO2	GT3	17	17	6	1:50.446	1.996	0.095	188.8
18	55	AF Corse	ITA	Laurent De Meeus	BEL	Jamie Stanley	GBR	Ferrari 488 GT3 MY 2020	GT3	18	17	8	1:50.631	2.181	0.185	188.5
19	33	Bonaldi Motorsport	ITA	Miloš Pavlović	SRB	Sanporn Jao-Javanil	THA	Lamborghini Huracan GT3 EVO2	GT3	19	16	4	1:50.730	2.280	0.099	188.3
20	5	Olimp Racing	POL	Stanislaw Jedliński	POL	Krystian Korzeniowski	POL	Ferrari 296 GT3	GT3	20	14	7	1:50.835	2.385	0.105	188.1
21	65	Team Motopark	DEU	Heiko Neumann	DEU	Timo Rumpfkeil	DEU	Mercedes AMG GT3 2020	GT3	21	18	6	1:51.087	2.637	0.252	187.7
22	72	Optimum Motorsport	GBR	Nick Moss	GBR	Joe Osborne	GBR	McLaren 720S GT3	GT3	22	17	6	1:51.120	2.670	0.033	187.6
23	8	Il Barone Rampante	ITA	Giuseppe Cipriani	ITA		ITA	Lamborghini Huracan GT3 EVO	GT3	23	7	6	1:51.408	2.958	0.288	187.1
24	51	AF Corse	ITA	Nicola Marinangeli	ITA	Riccardo Agostini	ITA	Ferrari 296 GT3	GT3	24	21	7	1:51.415	2.965	0.007	187.1
25	133	Kessel Racing	CHE	Murat Ruhu Cuhadaroglu	TUR	Emanuele Maria Tabacchi	ITA	Ferrari 488 GT3 Evo	GT3	25	18	4	1:51.483	3.033	0.068	187.0
26	19	Oregon Team	ITA	Pietro Perolini	ITA	Daan Arrow	NLD	Lamborghini Huracan GT3 EVO2	GT3	26	16	8	1:51.914	3.464	0.431	186.3
27	84	Altitude Racing by Optimum Motorsport	GBR	Andrew Gilbert	GBR	Fran Rueda	ESP	McLaren 720S GT3	GT3	27	17	8	1:54.165	5.715	2.251	182.6
28	007	Street-Art Racing	BEL	Jahid Fazal-Karim	FRA	Pascal Bachmann	CHE	Aston Martin GT3 AMR MY2019	GT3	28	5	2	2:41.293	52.843	47.128	129.2

*** PENALTIES**

CAR 84 TIME 2:00.934 DELETED CUTTING T1-2

CAR 33 TIME 1:53.380 DELETED CUTTING T1-2

CAR 88 TIME 1:55.525 DELETED CUTTING T1-2

Published at:.....

Track Temp: 19.6 °C Air Temp: 19.6 °C Humidity: 87 % Track Status: WET

Race Director:

Neus Santamaría Sanromà


DPB-0819-ESP/CAT

Timekeeper:

Luis Garcia

JOB-1605-ESP/M





Autodromo Nazionale Monza

International GT Open

Free Practice - 2

Provisional Results by Class

Autodromo Nazionale Monza 5.793 m.

CAR 777 TIME 1:51.920 DELETED TRACK LIMITS AT T 10

CAR 66 TIME 2:00.775 DELETED TRACK LIMITS AT T 10

CAR 63 TIME 1:58.239 DELETED CUTTING T1-2 AND T4-5

CAR 38 TIME 2:03.136 DELETED CUTTING T4-5

CAR 61 TIME 2:04.681 DELETED CUTTING T4-5

CAR 23 TIME 2:03.409 DELETED CUTTING T1-2

CAR 69 TIME 2:04.080 DELETED CUTTING T1-2 AND T4-5

CAR 33 TIME 2:08.022 DELETED CUTTING T1-2 AND T4-5



Published at:.....

Track Temp: 19.6 °C Air Temp: 19.6 °C Humidity: 87 % Track Status: WET

Race Director:

Neus Santamaria Sanromà


DPB-0819-ESP/CAT

Timekeeper:

Luis Garcia

JOB-1605-ESP/M





Autodromo Nazionale Monza
International GT Open
Free Practice - 2
Lap Analysis



5 Stanislaw Jedliński Ferrari 296 GT3 **11** Frédéric Jousset Ferrari 296 GT3
 AM Krystian Korzeniowski Olimp Racing PROAM David Fumanelli Kessel Racing

Lap	D	Time	Sector 1	Sector 2	Sector 3	T. Spd	Elapsed	Lap	D	Time	Sector 1	Sector 2	Sector 3	T. Spd	Elapsed		
1		11:26:10.575	11:24:50.863	40.201	39.511	163.6	11:26:10.575	1		11:24:51.678	11:23:23.606	41.195	46.877	175.6	11:24:51.678		
2		1:52.957	35.102	39.005	38.850	268.6	11:28:03.532	2		2:28.169	1:09.921	38.341	39.907	197.8	11:27:19.847		
3		1:51.667	35.375	38.087	38.205	270.0	11:29:55.199	3		1:51.504	34.925	38.335	38.244	270.0	11:29:11.351		
4		1:51.183	35.112	37.712	38.359	270.0	11:31:46.382	4		1:49.832	34.797	37.277	37.758	270.0	11:31:01.183		
5		1:59.712	P	35.155	37.722	46.835	268.6	11:33:46.094	5		1:52.200	34.706	38.115	39.379	270.0	11:32:53.383	
6		4:05.104	2:48.934	37.826	38.344	119.8	11:37:51.198	6		1:49.864	34.692	37.136	38.036	270.0	11:34:43.247		
7		1:50.835	34.993	37.649	38.193	270.6	11:39:42.033	7		1:49.044	34.681	36.973	37.390	270.0	11:36:32.291		
8		1:57.509	P	35.071	37.807	44.631	267.9	11:41:39.542	8		1:55.674	P	34.684	36.968	44.022	269.3	11:38:27.965
9		32:15.094	30:25.555	57.552	51.987	124.5	12:13:54.636	9		3:47.458	2:24.194	41.820	41.444	199.6	11:42:15.423		
10		2:25.647	42.593	50.739	52.315	193.5	12:16:20.283	10		2:49.980	P	40.391	49.193	1:20.396	172.8	11:45:05.403	
11		2:31.872	45.904	53.055	52.913	203.7	12:18:52.155	11		11:14.982	P	8:42.804	1:13.405	1:18.773	110.8	11:56:20.385	
12		2:26.047	45.293	49.642	51.112	152.5	12:21:18.202	12		11:38.277	9:59.104	48.840	50.333	109.0	12:07:58.662		
13		2:23.782	41.166	49.312	53.304	224.5	12:23:41.984	13		2:18.983	45.115	46.876	46.992	177.6	12:10:17.645		
14		2:36.693	P	42.860	53.540	1:00.293	191.8	12:26:18.677	14		2:12.357	41.914	44.706	45.737	185.8	12:12:30.002	

6 James Wallis Mercedes AMG GT3 2023
 PRO Aaron Walker GetSpeed

Lap	D	Time	Sector 1	Sector 2	Sector 3	T. Spd	Elapsed	
1		11:24:41.442	11:23:23.043	39.413	38.986	200.0	11:24:41.442	
2		1:53.010	36.495	38.204	38.311	254.7	11:26:34.452	
3		1:52.755	34.934	38.854	38.967	269.3	11:28:27.207	
4		1:50.621	34.969	37.719	37.933	267.3	11:30:17.828	
5		1:50.760	35.183	37.567	38.010	267.3	11:32:08.588	
6		1:50.756	35.054	37.903	37.799	266.0	11:33:59.344	
7		1:50.707	35.248	37.667	37.792	266.6	11:35:50.051	
8		1:50.026	35.033	37.386	37.607	267.3	11:37:40.077	
9		1:49.738	34.875	37.459	37.404	267.9	11:39:29.815	
10		1:49.529	34.730	37.229	37.570	269.3	11:41:19.344	
11		2:05.971	P	35.375	38.961	51.635	270.0	11:43:25.315
12		11:33.478	P	9:32.091	58.367	1:03.020	115.7	11:54:58.793
13		10:35.474	9:07.806	43.707	43.961	144.5	12:05:34.267	
14		2:10.031	43.730	42.983	43.318	215.5	12:07:44.298	
15		2:05.485	39.333	42.726	43.426	204.1	12:09:49.783	
16		2:07.230	37.971	45.789	43.470	240.5	12:11:57.013	
17		2:04.549	38.510	43.373	42.666	196.3	12:14:01.562	
18		2:03.923	37.855	43.565	42.503	230.2	12:16:05.485	
19		2:06.154	39.527	43.395	43.232	244.3	12:18:11.639	
20		2:05.562	38.050	43.969	43.543	223.6	12:20:17.201	
21		2:04.637	37.956	43.538	43.143	239.4	12:22:21.838	
22		2:28.072	P	38.286	45.287	1:04.499	224.5	12:24:49.910

17 Diego Menchaca Mercedes AMG GT3 2020
 PRO Thomas Neubauer Team Motopark

Lap	D	Time	Sector 1	Sector 2	Sector 3	T. Spd	Elapsed	
1		11:24:45.999	11:23:24.956	40.571	40.472	198.1	11:24:45.999	
2		1:53.904	36.442	38.449	39.013	234.7	11:26:39.903	
3		1:53.350	35.252	37.803	40.295	267.3	11:28:33.253	
4		1:51.194	35.121	37.704	38.369	270.0	11:30:24.447	
5		1:50.220	34.680	37.640	37.900	271.3	11:32:14.667	
6		1:49.864	34.647	37.502	37.715	271.3	11:34:04.531	
7		1:50.281	34.806	37.681	37.794	272.0	11:35:54.812	
8		1:49.796	34.743	37.344	37.709	271.3	11:37:44.608	
9		1:49.319	34.618	37.218	37.483	270.0	11:39:33.927	
10		1:49.964	34.884	37.345	37.735	270.6	11:41:23.891	
11		3:26.506	P	1:00.647	1:09.856	1:16.003	271.3	11:44:50.397

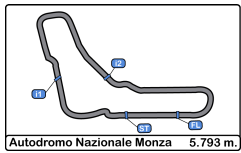
19 Pietro Perolini Lamborghini Huracan GT3 EVO
 PRO Daan Arrow Oregon Team

Lap	D	Time	Sector 1	Sector 2	Sector 3	T. Spd	Elapsed	
1		11:25:27.362	P	11:23:55.967	42.990	48.405	197.8	11:25:27.362
2		3:13.231	1:52.635	40.742	39.854	203.7	11:28:40.593	
3		1:55.206	36.086	38.759	40.361	255.3	11:30:35.799	
4		1:53.414	35.571	38.894	38.949	266.6	11:32:29.213	
5		1:52.342	35.312	38.197	38.833	266.6	11:34:21.555	
6		1:58.038	P	35.476	38.135	44.427	266.6	11:36:19.593
7		3:43.282	2:22.580	40.605	40.097	206.1	11:40:02.875	
8		1:51.914	35.357	38.148	38.409	266.6	11:41:54.789	
9		2:59.558	P	38.527	1:03.346	1:17.685	214.7	11:44:54.347
10		24:44.358	P	23:02.504	45.408	56.446	173.3	12:09:38.705
11		3:30.252	2:01.487	44.677	44.088	175.6	12:13:08.957	
12		2:05.583	38.912	43.620	43.051	223.1	12:15:14.540	
13		2:13.744	P	40.222	43.232	50.290	250.0	12:17:28.284
14		3:25.367	1:58.534	43.665	43.168	201.4	12:20:53.651	
15		2:04.465	38.310	43.201	42.954	230.2	12:22:58.116	
16		2:11.852	P	38.891	42.669	50.292	232.2	12:25:09.968

8 Giuseppe Cipriani Lamborghini Huracan GT3 EVO
 AM Il Barone Rampante

Lap	D	Time	Sector 1	Sector 2	Sector 3	T. Spd	Elapsed	
1		11:26:16.136	11:24:50.070	42.741	43.325	140.4	11:26:16.136	
2		1:56.779	36.665	39.202	40.912	224.0	11:28:12.915	
3		1:53.713	35.348	38.687	39.678	270.6	11:30:06.628	
4		1:52.562	35.146	38.257	39.159	270.6	11:31:59.190	
5		1:51.771	35.149	37.984	38.638	268.6	11:33:50.961	
6		1:51.408	35.034	37.910	38.464	270.6	11:35:42.369	
7		1:58.885	P	34.832	38.042	46.011	270.0	11:37:41.254





Autodromo Nazionale Monza
International GT Open
Free Practice - 2
Lap Analysis



20							25								
Reece Barr							Alessandro Cozzi								
Mercedes AMG GT3							Ferrari 296 GT3								
PRO							AM*								
Mikael Pitamber							Giorgio Sernagiotto								
SPS Automotive Performance							AF Corse								
Lap	D	Time	Sector 1	Sector 2	Sector 3	T. Spd	Elapsed	Lap	D	Time	Sector 1	Sector 2	Sector 3	T. Spd	Elapsed
1		11:25:55.486	11:24:30.029	40.997	44.460	189.4	11:25:55.486	1		11:24:44.531	11:23:10.246	46.641	47.644	157.4	11:24:44.531
2		2:00.965	39.312	41.850	39.803	168.4	11:27:56.451	2		2:08.921	41.050	41.729	46.142	182.7	11:26:53.452
3		1:52.027	35.455	38.042	38.530	236.8	11:29:48.478	3		1:56.681	36.104	38.944	41.633	219.0	11:28:50.133
4		1:51.664	34.973	38.104	38.587	264.7	11:31:40.142	4		2:11.419 P	37.871	39.495	54.053	232.2	11:31:01.552
5		1:51.512	34.800	38.757	37.955	267.3	11:33:31.654	5		2:46.790	1:27.569	40.238	38.983	206.5	11:33:48.342
6		1:51.206	36.160	37.552	37.494	272.0	11:35:22.860	6		1:51.417	35.367	37.771	38.279	272.0	11:35:39.759
7		1:51.643	34.888	38.876	37.879	273.4	11:37:14.503	7		1:50.842	35.312	37.478	38.052	270.6	11:37:30.601
8		1:49.808	34.826	37.272	37.710	272.0	11:39:04.311	8		1:50.205	34.876	37.546	37.783	272.0	11:39:20.806
9		2:04.548 P	38.836	37.452	48.260	274.1	11:41:08.859	9		1:50.218	34.853	37.593	37.772	274.1	11:41:11.024
10		13:37.657 P	11:28.399	1:03.481	1:05.777	102.9	11:54:46.516	10		2:09.051 P	35.118	37.655	56.278	271.3	11:43:20.075
11		4:58.127	3:23.931	47.323	46.873	173.3	11:59:44.643	11		25:57.451	24:26.957	45.259	45.235	154.7	12:09:17.526
12		2:18.673	47.392	45.242	46.039	206.8	12:02:03.316	12		2:11.475	42.863	44.086	44.526	187.5	12:11:29.001
13		2:14.692	45.171	44.342	45.179	207.6	12:04:18.008	13		2:09.034	41.272	43.536	44.226	202.6	12:13:38.035
14		2:08.950	40.993	43.539	44.418	200.0	12:06:26.958	14		2:07.377	39.506	44.435	43.436	225.0	12:15:45.412
15		2:11.247	41.142	43.440	46.665	197.0	12:08:38.205	15		2:06.055	38.945	43.324	43.786	234.7	12:17:51.467
16		2:07.239	40.212	43.594	43.433	197.8	12:10:45.444	16		2:05.481	38.619	42.397	44.465	229.7	12:19:56.948
17		2:03.622	38.150	42.789	42.683	226.4	12:12:49.066	17		2:04.519	38.483	43.110	42.926	231.7	12:22:01.467
18		2:08.725 P	38.445	41.373	48.907	220.8	12:14:57.791	18		2:33.478 P	41.837	50.029	1:01.612	185.2	12:24:34.945
19		4:27.653	3:01.365	43.459	42.829	175.0	12:19:25.444	27 Marco Pulcini Ferrari 296 GT3 PROAM Eddie Cheever III AF Corse							
20		2:04.606	39.140	42.524	42.942	219.0	12:21:30.050								
21		2:04.486	38.025	43.323	43.138	243.7	12:23:34.536								
22		2:09.820 P	38.119	42.821	48.880	237.3	12:25:44.356								

23							
Simon Reicher							
Audi R8 LMS GT3 Evo II							
PRO							
Christopher Haase							
Eastalent-Racing							
Lap	D	Time	Sector 1	Sector 2	Sector 3	T. Spd	Elapsed
1		11:26:02.402 P	11:24:31.429	41.899	49.074	203.0	11:26:02.402
2		3:20.178	2:00.928	39.153	40.097	185.5	11:29:22.580
3		1:52.273	35.311	38.267	38.695	256.5	11:31:14.853
4		1:51.178	34.966	37.828	38.384	269.3	11:33:06.031
5		1:50.727	34.904	37.766	38.057	270.0	11:34:56.758
6		1:51.348	34.847	37.906	38.595	269.3	11:36:48.106
7		1:51.139	34.781	37.657	38.701	270.6	11:38:39.245
8		1:50.351	34.800	37.774	37.777	270.0	11:40:29.596
9		1:50.772	34.987	37.618	38.167	269.3	11:42:20.368
10		2:52.058 P	50.332	55.463	1:06.263	149.3	11:45:12.426
11		27:01.086	25:13.204	57.620	50.262	167.4	12:12:13.512
12		2:03.292	38.377	42.251	42.664	215.1	12:14:16.804
13		2:05.181	37.561	43.333	44.287	242.6	12:16:21.985
14		2:02.821	38.143	42.321	42.357	211.3	12:18:24.806
15		2:02.678	37.618	42.634	42.426	238.9	12:20:27.484
16		2:03.409	38.320	42.187	42.902	236.3	12:22:30.893
17		2:22.031 P	37.329	42.269	1:02.433	244.8	12:24:52.924





Autodromo Nazionale Monza
International GT Open
Free Practice - 2
Lap Analysis



33

Miloš Pavlović

Lamborghini Huracan GT3 EVO2

51

Nicola Marinangeli

Ferrari 296 GT3

PROAM

Sanporn Jao-Javanil

Bonaldi Motorsport

PRO

Riccardo Agostini

AF Corse

Lap	D	Time	Sector 1	Sector 2	Sector 3	T. Spd	Elapsed	Lap	D	Time	Sector 1	Sector 2	Sector 3	T. Spd	Elapsed
1		11:24:06.388	11:22:46.343	39.915	40.130	186.8	11:24:06.388	1		11:24:40.754	11:23:00.034	46.856	53.864	176.4	11:24:40.754
2		1:52.995	35.732	38.325	38.938	265.3	11:25:59.383	2		3:34.502	2:02.879	47.010	44.613	191.8	11:28:15.256
3		1:59.380	36.005	38.325	39.050	267.9	11:27:52.763	3		1:59.620	38.803	39.914	40.903	227.8	11:30:14.876
4		1:50.730	35.158	37.542	38.030	266.6	11:29:43.493	4		2:13.685	P 42.336	41.394	49.955	209.3	11:32:28.561
5		1:56.524	P 35.026	37.612	43.886	267.9	11:31:40.017	5		3:33.126	2:14.740	39.176	39.210	206.8	11:36:01.687
6		5:13.573	3:46.994	43.907	42.672	213.8	11:36:53.590	6		1:52.205	35.448	38.237	38.520	269.3	11:37:53.892
7		1:55.401	35.624	39.484	40.293	267.9	11:38:48.991	7		1:51.415	35.166	38.190	38.059	270.0	11:39:45.307
8		1:53.801	35.321	38.930	39.550	267.3	11:40:42.792	8		1:57.208	40.966	38.203	38.039	270.0	11:41:42.515
9		2:10.426	P 35.957	39.163	55.306	267.3	11:42:53.218	9		2:08.187	P 35.857	40.169	52.161	270.0	11:43:50.702
10		25:54.293	24:27.307	42.977	44.009	157.2	12:08:47.511	10		17:17.103	15:43.880	46.505	46.718	139.1	12:01:07.805
11		2:05.401	39.495	42.588	43.318	197.8	12:10:52.912	11		2:15.010	43.875	45.866	45.269	186.2	12:03:22.815
12		2:04.464	38.591	43.167	42.706	207.6	12:12:57.376	12		2:08.540	40.519	43.709	44.312	216.0	12:05:31.355
13		2:11.026	P 38.230	43.098	49.698	240.5	12:15:08.402	13		2:06.441	39.831	43.214	43.396	212.1	12:07:37.796
14		5:17.116	3:47.763	44.623	44.730	168.4	12:20:25.518	14		2:05.693	39.276	42.960	43.457	216.0	12:09:43.489
15		2:08.022	38.781	43.065	46.176	230.7	12:22:33.540	15		2:12.521	P 38.358	43.097	51.066	237.3	12:11:56.010
16		2:25.185	P 39.596	48.353	57.236	222.6	12:24:58.725	16		3:41.466	2:14.817	43.365	43.284	181.8	12:15:37.476
								17		2:04.219	38.340	42.922	42.957	210.5	12:17:41.695
								18		2:03.170	38.012	42.605	42.553	234.2	12:19:44.865
								19		2:02.421	37.835	42.328	42.258	242.6	12:21:47.286
								20		2:02.942	37.747	42.213	42.982	236.3	12:23:50.228
								21		2:13.395	P 37.770	45.873	49.752	236.3	12:26:03.623

38

Nicolò Rosi

Ferrari 296 GT3

PROAM

Niccolò Schirò

Kessel Racing

Lap	D	Time	Sector 1	Sector 2	Sector 3	T. Spd	Elapsed
1		11:25:28.331	11:24:09.265	39.426	39.640	197.8	11:25:28.331
2		1:52.207	35.138	38.101	38.968	267.3	11:27:20.538
3		1:52.206	35.168	38.301	38.737	264.7	11:29:12.744
4		1:51.088	34.934	38.169	37.985	270.6	11:31:03.832
5		1:50.345	34.798	37.397	38.150	270.0	11:32:54.177
6		1:49.944	34.782	37.232	37.930	270.6	11:34:44.121
7		1:55.918	P 34.756	37.233	43.929	271.3	11:36:40.039
8		3:32.207	2:09.420	42.635	40.152	171.7	11:40:12.246
9		1:54.947	35.493	38.988	40.466	266.0	11:42:07.193
10		2:54.496	P 42.312	54.647	1:17.537	244.3	11:45:01.689
11		22:01.328	20:31.318	44.878	45.132	144.9	12:07:03.017
12		2:09.578	41.861	43.585	44.132	198.8	12:09:12.595
13		2:06.635	39.094	43.373	44.168	225.0	12:11:19.230
14		2:05.514	39.343	42.806	43.365	225.0	12:13:24.744
15		2:05.625	38.537	42.688	44.400	226.4	12:15:30.369
16		2:04.010	38.636	42.553	42.821	246.5	12:17:34.379
17		2:03.436	38.002	42.280	42.854	254.1	12:19:37.515
18		2:03.437	37.581	42.958	42.898	249.4	12:21:40.952
19		2:03.898	37.799	42.819	43.280	238.9	12:23:44.850
20		2:36.684	P 44.928	50.445	1:01.311	183.9	12:26:21.534

54

Dexter Müller

Mercedes AMG GT3

PROAM

Yannick Mettler

CBRX by SPS

Lap	D	Time	Sector 1	Sector 2	Sector 3	T. Spd	Elapsed
1		11:24:55.649	11:23:35.584	39.472	40.593	197.0	11:24:55.649
2		1:56.498	35.483	38.757	42.258	255.9	11:26:52.147
3		1:51.509	35.127	37.687	38.695	266.0	11:28:43.656
4		1:59.229	35.239	44.979	39.011	256.5	11:30:42.885
5		1:50.746	35.143	37.470	38.133	269.3	11:32:33.631
6		1:50.150	34.880	37.424	37.846	272.0	11:34:23.781
7		1:59.672	P 36.196	37.763	45.713	274.1	11:36:23.453
8		4:27.291	3:04.048	43.071	40.172	196.7	11:40:50.744
9		2:07.276	P 35.472	39.184	52.620	257.7	11:42:58.020
10		16:17.046	P 14:31.930	45.774	59.342	137.4	11:59:15.066
11		4:37.914	3:08.763	44.045	45.106	164.1	12:03:52.980
12		2:07.840	40.624	42.693	44.523	206.5	12:06:00.820
13		2:04.500	38.457	42.885	43.158	224.5	12:08:05.320
14		2:06.320	39.515	43.905	42.900	194.2	12:10:11.640
15		2:04.161	37.810	42.539	43.812	232.7	12:12:15.801
16		2:14.105	38.255	48.389	47.461	220.8	12:14:29.906
17		2:09.581	P 37.347	42.581	49.653	255.9	12:16:39.487
18		3:21.256	1:55.459	43.052	42.745	170.0	12:20:00.743
19		2:02.591	37.976	42.360	42.255	211.7	12:22:03.334
20		2:14.474	P 39.395	42.895	52.184	189.8	12:24:17.808





Autodromo Nazionale Monza
International GT Open
Free Practice - 2
Lap Analysis



55							63													
Laurent De Meeus							Pierre Louis Chovet													
Ferrari 488 GT3 MY 2020							Lamborghini Huracan GT3 EVO2													
PROAM			Jamie Stanley				AF Corse			PRO				Maximilian Paul			Oregon Team			
Lap	D	Time	Sector 1	Sector 2	Sector 3	T. Spd	Elapsed	Lap	D	Time	Sector 1	Sector 2	Sector 3	T. Spd	Elapsed					
1		11:24:47.397	11:23:20.750	42.477	44.170	165.6	11:24:47.397	1		11:27:18.489	11:25:56.953	40.967	40.569	203.0	11:27:18.489					
2		1:57.278	37.403	39.665	40.210	225.0	11:26:44.675	2		1:57.654	35.801	40.423	41.430	241.6	11:29:16.143					
3		1:52.957	35.428	38.573	38.956	255.3	11:28:37.632	3		1:53.635	35.405	39.141	39.089	266.6	11:31:09.778					
4		1:52.081	35.208	38.092	38.781	271.3	11:30:29.713	4		1:51.145	34.908	37.996	38.241	267.9	11:33:00.923					
5		2:06.420 P	37.794	41.161	47.465	204.5	11:32:36.133	5		1:50.956	35.048	37.790	38.118	267.9	11:34:51.879					
6		3:27.550	2:09.548	38.999	39.003	204.9	11:36:03.683	6		1:50.446	35.054	37.569	37.823	268.6	11:36:42.325					
7		1:51.454	34.723	38.739	37.992	271.3	11:37:55.137	7		1:50.520	34.949	37.826	37.745	267.3	11:38:32.845					
8		1:50.631	34.825	38.040	37.766	275.5	11:39:45.768	8		1:58.299	34.967	42.289	40.983	267.9	11:40:31.084					
9		1:56.013 P	34.763	37.800	43.450	272.7	11:41:41.781	9		1:50.022	34.809	37.569	37.644	269.3	11:42:21.106					
10		25:40.038 P	23:47.482	50.578	1:01.978	120.9	12:07:21.819	10		3:54.108 P	58.024	1:20.266	1:35.818	130.5	11:46:15.214					
11		4:05.005	2:34.420	45.068	45.517	85.2	12:11:26.824	11		25:31.616	24:03.231	43.799	44.586	196.0	12:11:46.830					
12		2:13.124	40.016	45.343	47.765	209.7	12:13:39.948	12		2:05.445	38.845	43.348	43.252	194.5	12:13:52.275					
13		2:11.950	41.120	43.906	46.924	178.8	12:15:51.898	13		2:04.026	38.220	42.470	43.336	206.5	12:15:56.301					
14		2:08.110	40.142	43.403	44.565	196.3	12:18:00.008	14		2:09.976 P	38.325	43.010	48.641	206.1	12:18:06.277					
15		2:06.279	39.208	43.219	43.852	217.7	12:20:06.287	15		3:28.491	1:59.117	45.486	43.888	183.6	12:21:34.768					
16		2:06.592	38.508	44.367	43.717	229.7	12:22:12.879	16		2:04.638	37.653	43.011	43.974	236.8	12:23:39.406					
17		2:29.485 P	38.878	44.212	1:06.395	227.8	12:24:42.364	17		2:10.815 P	37.756	42.752	50.307	258.3	12:25:50.221					

61							65													
Jean-Claude Saada							Heiko Neumann													
Ferrari 488 GT3 MY 2020							Mercedes AMG GT3 2020													
AM*			Conrad Grunewald				AF Corse			AM				Timo Rumpfkeil			Team Motopark			
Lap	D	Time	Sector 1	Sector 2	Sector 3	T. Spd	Elapsed	Lap	D	Time	Sector 1	Sector 2	Sector 3	T. Spd	Elapsed					
1		11:24:29.163	11:23:08.102	40.164	40.897	172.5	11:24:29.163	1		11:24:37.367	11:23:12.250	42.735	42.382	181.5	11:24:37.367					
2		1:52.233	35.410	38.036	38.787	267.3	11:26:21.396	2		1:55.551	36.203	39.541	39.807	260.2	11:26:32.918					
3		1:50.787	34.704	37.416	38.667	271.3	11:28:12.183	3		1:54.888	35.556	39.495	39.837	267.3	11:28:27.806					
4		1:50.974	35.259	37.530	38.185	272.7	11:30:03.157	4		1:52.158	35.049	38.553	38.556	269.3	11:30:19.964					
5		1:49.754	34.734	37.286	37.734	271.3	11:31:52.911	5		1:51.400	34.950	38.048	38.402	270.0	11:32:11.364					
6		1:49.678	34.613	37.323	37.742	272.0	11:33:42.589	6		1:51.087	34.783	37.951	38.353	270.0	11:34:02.451					
7		1:58.090 P	34.651	37.730	45.709	270.6	11:35:40.679	7		1:54.113	36.113	39.248	38.752	238.9	11:35:56.564					
8		7:30.273 P	5:50.330	42.030	57.913	163.8	11:43:10.952	8		1:51.821	35.016	38.248	38.557	271.3	11:37:48.385					
9		26:19.262	24:49.908	43.267	46.087	194.2	12:09:30.214	9		1:57.800 P	34.862	37.804	45.134	270.0	11:39:46.185					
10		2:06.482	38.336	43.146	45.000	225.0	12:11:36.696	10		27:21.346	25:52.529	43.480	45.337	171.9	12:07:07.531					
11		2:06.789	39.031	44.273	43.485	233.7	12:13:43.485	11		2:19.939	39.980	52.248	47.711	194.5	12:09:27.470					
12		2:05.806	37.963	44.000	43.843	224.5	12:15:49.291	12		2:13.582	39.235	44.314	50.033	193.2	12:11:41.052					
13		2:03.552	37.675	42.713	43.164	236.8	12:17:52.843	13		2:05.327	38.218	43.529	43.580	227.8	12:13:46.379					
14		2:04.684	38.533	42.608	43.540	227.3	12:19:57.524	14		2:04.556	38.177	43.033	43.346	219.9	12:15:50.935					
15		2:04.413	37.984	43.253	43.176	224.0	12:22:01.937	15		2:03.411	38.003	42.862	42.546	220.4	12:17:54.346					
16		2:09.745 P	37.588	42.475	49.682	238.9	12:24:11.682	16		2:05.118	37.779	43.097	44.242	229.2	12:19:59.464					
								17		2:06.643	39.692	43.474	43.477	216.4	12:22:06.107					
								18		2:12.566 P	37.800	43.511	51.255	232.7	12:24:18.673					





Autodromo Nazionale Monza
International GT Open
Free Practice - 2
Lap Analysis



66							72								
Stewart Proctor			McLaren 720S GT3				Nick Moss			McLaren 720S GT3					
PROAM			Lewis Proctor				Greystone GT			PRO					
Lap	D	Time	Sector 1	Sector 2	Sector 3	T. Spd	Elapsed	Lap	D	Time	Sector 1	Sector 2	Sector 3	T. Spd	Elapsed
1		11:24:11.425	11:22:50.048	41.709	39.668	159.2	11:24:11.425	1		11:24:42.275	11:23:09.285	42.104	50.886	168.4	11:24:42.275
2		1:51.274	35.260	38.048	37.966	270.0	11:26:02.699	2		3:52.877	2:25.180	44.386	43.311	152.5	11:28:35.152
3		1:51.732	34.802	38.206	38.724	270.6	11:27:54.431	3		1:54.342	35.949	39.188	39.205	244.8	11:30:29.494
4		1:51.779	35.371	37.702	38.706	247.1	11:29:46.210	4		1:52.651	35.369	38.605	38.677	263.4	11:32:22.145
5		2:00.775 P	35.347	37.803	47.625	251.7	11:31:46.985	5		1:51.538	35.398	37.962	38.178	262.7	11:34:13.683
6		3:27.175	2:11.683	37.588	37.904	209.3	11:35:14.160	6		1:51.120	35.008	37.964	38.148	269.3	11:36:04.803
7		1:51.128	35.505	37.683	37.940	269.3	11:37:05.288	7		2:03.993	35.008	42.689	46.296	269.3	11:38:08.796
8		1:49.803	34.759	37.293	37.751	271.3	11:38:55.091	8		1:58.460	P 35.118	38.066	45.276	268.6	11:40:07.256
9		1:51.518	34.650	37.314	39.554	271.3	11:40:46.609	9		15:15.503	P 13:12.080	1:01.425	1:01.998	111.5	11:55:22.759
10		2:10.446	P 34.738	37.651	58.057	272.0	11:42:57.055	10		13:34.221	12:02.774	43.300	48.147	174.7	12:08:56.980
11		28:04.018	26:30.200	46.424	47.394	169.8	12:11:01.073	11		2:04.699	39.572	42.371	42.756	189.4	12:11:01.679
12		2:17.562	42.569	48.095	46.898	185.5	12:13:18.635	12		2:20.837	39.562	57.752	43.523	209.7	12:13:22.516
13		2:17.446	40.921	48.945	47.580	212.1	12:15:36.081	13		2:03.288	37.820	42.904	42.564	228.8	12:15:25.804
14		2:13.146	41.719	45.841	45.586	217.7	12:17:49.227	14		2:08.480	P 38.072	42.578	47.830	243.7	12:17:34.284
15		2:13.032	40.101	45.624	47.307	200.7	12:20:02.259	15		3:22.056	1:54.317	43.254	44.485	200.7	12:20:56.340
16		2:13.932	41.805	47.169	44.958	215.1	12:22:16.191	16		2:04.283	38.055	43.215	43.013	242.6	12:23:00.623
17		2:32.106	P 40.580	45.192	1:06.334	204.5	12:24:48.297	17		2:11.806	P 39.103	43.090	49.613	203.0	12:25:12.429

69							84								
Samuel De Haan			McLaren 720S GT3				Andrew Gilbert			McLaren 720S GT3					
PRO			Charlie Fagg				Optimum Motorsport			PROAM					
Lap	D	Time	Sector 1	Sector 2	Sector 3	T. Spd	Elapsed	Lap	D	Time	Sector 1	Sector 2	Sector 3	T. Spd	Elapsed
1		11:24:10.219	11:22:50.604	39.971	39.644	162.8	11:24:10.219	1		11:24:58.289	11:23:30.515	44.552	43.222	196.0	11:24:58.289
2		1:51.599	35.323	37.964	38.312	268.6	11:26:01.818	2		2:00.934	36.985	41.688	42.261	266.0	11:26:59.223
3		1:51.473	34.761	38.309	38.403	274.1	11:27:53.291	3		1:58.016	35.993	40.907	41.116	266.6	11:28:57.239
4		1:52.064	35.319	37.688	39.057	241.0	11:29:45.355	4		1:56.289	35.772	40.012	40.505	266.6	11:30:53.528
5		1:56.929	P 34.978	37.408	44.543	271.3	11:31:42.284	5		1:55.844	35.377	40.409	40.058	270.0	11:32:49.372
6		3:34.116	2:17.283	37.721	39.112	209.7	11:35:16.400	6		2:02.752	P 35.147	39.812	47.793	270.0	11:34:52.124
7		1:50.039	34.631	37.417	37.991	272.0	11:37:06.439	7		3:24.030	2:04.402	39.865	39.763	208.0	11:38:16.154
8		1:49.582	34.733	37.300	37.549	272.7	11:38:56.021	8		1:54.165	35.316	39.478	39.371	269.3	11:40:10.319
9		1:49.407	34.602	37.254	37.551	272.7	11:40:45.428	9		1:54.304	35.464	39.172	39.668	270.0	11:42:04.623
10		2:00.289	P 34.666	37.810	47.813	272.7	11:42:45.717	10		2:53.308	P 36.224	56.921	1:20.163	270.0	11:44:57.931
11		26:30.779	24:57.280	46.878	46.621	160.4	12:09:16.496	11		27:55.701	26:29.894	42.815	42.992	196.7	12:12:53.632
12		2:11.898	43.588	43.821	44.489	200.3	12:11:28.394	12		2:05.184	38.150	44.086	42.948	233.2	12:14:58.816
13		2:08.328	40.641	43.786	43.901	213.8	12:13:36.722	13		2:03.098	37.792	42.362	42.944	255.3	12:17:01.914
14		2:17.700	P 41.476	43.962	52.262	239.4	12:15:54.422	14		2:02.605	37.587	42.378	42.640	251.1	12:19:04.519
15		4:14.680	2:47.267	44.326	43.087	185.8	12:20:09.102	15		2:03.253	37.763	42.892	42.598	252.3	12:21:07.772
16		2:04.980	38.728	42.193	43.159	231.2	12:22:13.182	16		2:02.708	37.619	42.824	42.265	251.7	12:23:10.480
17		2:24.573	P 40.275	43.316	1:00.982	178.8	12:24:37.755	17		2:25.425	P 42.850	45.803	56.772	183.3	12:25:35.905





Autodromo Nazionale Monza
International GT Open
Free Practice - 2
Lap Analysis



88

Gino Forgione

Ferrari 488 GT3 MY 2020

777

Marcin Jedliński

Audi R8 LMS 2018

AM* Andrea Montermini AF Corse PROAM Karol Basz Olimp Racing

Lap	D	Time	Sector 1	Sector 2	Sector 3	T. Spd	Elapsed	Lap	D	Time	Sector 1	Sector 2	Sector 3	T. Spd	Elapsed
1		11:25:34.845	11:24:03.719	45.781	45.345	179.7	11:25:34.845	1		11:25:23.683	11:24:05.307	39.427	38.949	158.3	11:25:23.683
2		1:56.625	36.329	39.322	39.874	242.6	11:27:30.370	2		1:54.929	35.933	37.813	38.174	265.3	11:27:15.603
3		1:53.504	35.750	38.651	39.103	249.4	11:29:23.874	3		1:50.225	34.754	37.446	38.025	247.1	11:29:05.828
4		1:51.812	35.425	38.088	38.299	260.2	11:31:15.686	4		1:49.617	34.626	37.440	37.551	273.4	11:30:55.445
5		1:50.910	35.135	37.903	37.872	267.3	11:33:06.596	5		1:59.125 P	34.391	37.827	46.907	274.8	11:32:54.570
6		1:50.679	34.891	37.990	37.798	272.0	11:34:57.275	6		7:00.451	5:44.538	37.949	37.964	198.8	11:39:55.021
7		1:54.889	35.038	40.468	39.383	271.3	11:36:52.164	7		1:48.450	34.296	36.987	37.167	274.1	11:41:43.471
8		1:50.021	34.799	37.526	37.696	272.0	11:38:42.185	8		2:09.709 P	36.180	40.284	53.245	207.2	11:43:53.180
9		1:49.903	34.621	37.686	37.596	272.0	11:40:32.088	9		28:13.271	26:44.191	44.725	44.355	187.1	12:12:06.451
10		1:56.912 P	34.554	37.719	44.639	272.7	11:42:29.000	10		2:07.899	39.521	44.529	43.849	222.6	12:14:14.350
11		26:06.793	24:29.115	47.940	49.738	140.4	12:08:35.793	11		2:10.336	39.141	45.009	46.186	226.8	12:16:24.686
12		2:20.325	46.405	45.470	48.450	191.1	12:10:56.118	12		2:08.723	40.577	44.329	43.817	222.2	12:18:33.409
13		2:21.789	45.754	49.388	46.647	176.7	12:13:17.907	13		2:06.710	39.342	44.132	43.236	231.2	12:20:40.119
14		2:14.275	40.064	47.198	47.013	208.8	12:15:32.182	14		2:06.897	38.629	44.749	43.519	240.0	12:22:47.016
15		2:14.927	41.101	47.104	46.722	200.7	12:17:47.109	15		2:19.033 P	40.602	44.540	53.891	213.4	12:25:06.049
16		2:10.944	39.609	45.410	45.925	217.7	12:19:58.053								
17		2:14.439	43.321	45.001	46.117	192.1	12:22:12.492								
18		2:34.989 P	42.546	45.581	1:06.862	175.3	12:24:47.481								

786

Kiki Sak Nana

Mercedes AMG GT3 2023

AM Adam Osieka GetSpeed

133

Murat Ruhi Cuhadaroglu

Ferrari 488 GT3 Evo

AM Emanuele Maria Tabacchi Kessel Racing

Lap	D	Time	Sector 1	Sector 2	Sector 3	T. Spd	Elapsed	Lap	D	Time	Sector 1	Sector 2	Sector 3	T. Spd	Elapsed
1		11:25:59.104	11:24:38.324	40.077	40.703	170.6	11:25:59.104	1		11:24:54.576	11:23:31.069	42.905	40.602	203.0	11:24:54.576
2		1:54.170	35.783	38.217	40.170	237.3	11:27:53.274	2		1:55.012	35.808	39.246	39.958	244.8	11:26:49.588
3		1:52.649	35.799	38.049	38.801	247.7	11:29:45.923	3		1:52.808	35.622	38.183	39.003	227.3	11:28:42.396
4		1:51.483	35.278	37.622	38.583	257.7	11:31:37.406	4		1:52.230	35.437	38.168	38.625	246.0	11:30:34.626
5		1:59.394 P	35.977	37.774	45.643	252.9	11:33:36.800	5		1:51.286	35.183	37.669	38.434	267.9	11:32:25.912
6		4:24.603	3:00.815	41.545	42.243	120.2	11:38:01.403	6		1:50.269	34.927	37.504	37.838	268.6	11:34:16.181
7		1:56.370	36.208	40.000	40.162	260.8	11:39:57.773	7		1:50.593	34.976	37.740	37.877	269.3	11:36:06.774
8		1:54.202	35.681	39.152	39.369	267.3	11:41:51.975	8		1:58.574 P	35.365	37.655	45.554	252.9	11:38:05.348
9		3:00.070 P	39.513	1:04.281	1:16.276	220.8	11:44:52.045	9		3:09.230	1:52.110	38.647	38.473	211.3	11:41:14.578
10		23:12.354	21:41.868	44.872	45.614	159.0	12:08:04.399	10		2:08.221 P	35.237	38.406	54.578	270.0	11:43:22.799
11		2:13.456	43.548	44.215	45.693	236.3	12:10:17.855	11		2:07.905	38.733	44.512	44.660	227.8	12:14:18.758
12		2:07.825	39.640	43.993	44.192	203.0	12:12:25.680	12		2:08.058	38.774	44.538	44.746	222.6	12:16:26.816
13		2:06.339	38.612	43.669	44.058	238.9	12:14:32.019	13		2:08.385	39.336	45.010	44.039	215.5	12:18:35.201
14		2:05.436	37.324	44.285	43.827	249.4	12:16:37.455	14		2:05.986	38.504	44.041	43.441	234.2	12:20:41.187
15		2:06.165	38.823	43.151	44.191	229.2	12:18:43.620	15		2:07.075	39.080	44.219	43.776	224.0	12:22:48.262
16		2:07.879	38.727	44.634	44.518	243.2	12:20:51.499	16		2:07.075	39.080	44.219	43.776	224.0	12:22:48.262
17		2:05.929	38.131	44.126	43.672	238.4	12:22:57.428	17		2:19.559 P	40.116	45.756	53.687	178.5	12:25:07.821
18		2:24.044 P	45.474	44.978	53.592	169.5	12:25:21.472								





Autodromo Nazionale Monza
International GT Open
Free Practice - 2
Lap Analysis



911

Axel Blom

Mercedes AMG GT3 2023

PROAM

Steve Jans

GetSpeed

Lap	D	Time	Sector 1	Sector 2	Sector 3	T. Spd	Elapsed
1		11:27:24.685	11:26:01.730	41.541	41.414	183.9	11:27:24.685
2		1:54.093	35.541	38.864	39.688	252.9	11:29:18.778
3		1:52.017	35.047	38.309	38.661	271.3	11:31:10.795
4		1:51.104	34.700	38.083	38.321	272.0	11:33:01.899
5		1:50.476	34.586	37.804	38.086	272.7	11:34:52.375
6		1:53.704	35.046	38.389	40.269	273.4	11:36:46.079
7		1:50.268	34.632	37.779	37.857	271.3	11:38:36.347
8		1:50.134	34.631	37.816	37.687	271.3	11:40:26.481
9		1:50.163	34.578	37.838	37.747	271.3	11:42:16.644
10		2:51.637 P	40.843	48.480	1:22.314	169.5	11:45:08.281
11		14:58.513	13:25.763	45.567	47.183	161.1	12:00:06.794
12		2:25.073 P	45.071	45.256	54.746	182.1	12:02:31.867
13		6:02.320	4:34.682	43.151	44.487	175.3	12:08:34.187
14		2:07.334	39.999	43.346	43.989	229.7	12:10:41.521
15		2:13.665 P	39.041	43.928	50.696	211.7	12:12:55.186
16		5:00.831	3:27.603	45.868	47.360	196.3	12:17:56.017
17		2:07.092	39.695	43.975	43.422	184.9	12:20:03.109
18		2:07.470	39.999	43.897	43.574	209.7	12:22:10.579
19		2:25.618 P	38.023	45.748	1:01.847	238.9	12:24:36.197

007

Jahid Fazal-Karim

Aston Martin GT3 AMR MY2019


AM

Pascal Bachmann

Street-Art Racing

Lap	D	Time	Sector 1	Sector 2	Sector 3	T. Spd	Elapsed
1		11:24:38.390	11:22:54.383	53.989	50.018	185.5	11:24:38.390
2		2:41.293 P	41.889	51.915	1:07.489	183.0	11:27:19.683
3		4:11.508 P	2:25.775	47.371	58.362	160.9	11:31:31.191
4		5:31.374 P	3:50.116	47.153	54.105	179.1	11:37:02.565
5		5:37.519 P	4:06.596	39.806	51.117	88.5	11:42:40.084





Autodromo Nazionale Monza

International GT Open


Free Practice - 2

Best Sectors Results



Sector - 1			Sector - 2			Sector - 3			Ideal Lap vs Best Lap		
Clas	Nº Driver	Time	Nº Driver	Time	Nº Driver	Time	Clas	Nº Driver	Ideal Lap	Best Lap	Clas
1	777 Jedliński - Basz	34.296	11 Jousset - Fumanelli	36.968	777 Jedliński - Basz	37.167	1	777 Jedliński - Basz	1:48.450	1:48.450	1
2	88 Forgione - Montermini	34.554	777 Jedliński - Basz	36.987	11 Jousset - Fumanelli	37.390	2	11 Jousset - Fumanelli	1:49.039	1:49.044	2
3	911 Blom - Jans	34.578	17 Menchaca - Neubauer	37.218	6 Wallis - Walker	37.404	3	17 Menchaca - Neubauer	1:49.319	1:49.319	3
4	69 De Haan - Fagg	34.602	6 Wallis - Walker	37.229	27 Pulcini - Cheever III	37.441	4	6 Wallis - Walker	1:49.363	1:49.529	6
5	61 Saada - Grunewald	34.613	38 Rosi - Schirò	37.232	17 Menchaca - Neubauer	37.483	5	27 Pulcini - Cheever III	1:49.403	1:49.403	4
6	17 Menchaca - Neubauer	34.618	27 Pulcini - Cheever III	37.241	20 Barr - Pitamber	37.494	6	69 De Haan - Fagg	1:49.405	1:49.407	5
7	66 Proctor - Proctor	34.650	69 De Haan - Fagg	37.254	69 De Haan - Fagg	37.549	7	20 Barr - Pitamber	1:49.566	1:49.808	9
8	11 Jousset - Fumanelli	34.681	20 Barr - Pitamber	37.272	88 Forgione - Montermini	37.596	8	61 Saada - Grunewald	1:49.633	1:49.678	7
9	27 Pulcini - Cheever III	34.721	61 Saada - Grunewald	37.286	63 Chovet - Paul	37.644	9	88 Forgione - Montermini	1:49.676	1:49.903	10
10	55 De Meeus - Stanley	34.723	66 Proctor - Proctor	37.293	911 Blom - Jans	37.687	10	66 Proctor - Proctor	1:49.694	1:49.803	8
11	6 Wallis - Walker	34.730	54 Müller - Mettler	37.424	61 Saada - Grunewald	37.734	11	38 Rosi - Schirò	1:49.918	1:49.944	11
12	38 Rosi - Schirò	34.756	25 Cozzi - Sernagiotto	37.478	66 Proctor - Proctor	37.751	12	63 Chovet - Paul	1:50.022	1:50.446	17
13	23 Reicher - Haase	34.781	786 Kiki - Osieka	37.504	55 De Meeus - Stanley	37.766	13	911 Blom - Jans	1:50.044	1:50.134	12
14	65 Neumann - Rumpfkeil	34.783	88 Forgione - Montermini	37.526	25 Cozzi - Sernagiotto	37.772	14	25 Cozzi - Sernagiotto	1:50.103	1:50.205	14
15	20 Barr - Pitamber	34.800	33 Pavlović - Jao-Javanil	37.542	23 Reicher - Haase	37.777	15	54 Müller - Mettler	1:50.150	1:50.150	13
16	63 Chovet - Paul	34.809	63 Chovet - Paul	37.569	786 Kiki - Osieka	37.838	16	23 Reicher - Haase	1:50.176	1:50.351	16
17	8 Giuseppe Cipriani	34.832	23 Reicher - Haase	37.618	54 Müller - Mettler	37.846	17	786 Kiki - Osieka	1:50.269	1:50.269	15
18	25 Cozzi - Sernagiotto	34.853	133 Cuhadaroglu - Tabacchi	37.622	38 Rosi - Schirò	37.930	18	55 De Meeus - Stanley	1:50.289	1:50.631	18
19	54 Müller - Mettler	34.880	5 Jedliński - Korzeniowski	37.649	33 Pavlović - Jao-Javanil	38.030	19	33 Pavlović - Jao-Javanil	1:50.598	1:50.730	19
20	786 Kiki - Osieka	34.927	911 Blom - Jans	37.779	51 Marinangeli - Agostini	38.039	20	5 Jedliński - Korzeniowski	1:50.835	1:50.835	20
21	5 Jedliński - Korzeniowski	34.993	55 De Meeus - Stanley	37.800	72 Moss - Osborne	38.148	21	65 Neumann - Rumpfkeil	1:50.940	1:51.087	21
22	72 Moss - Osborne	35.008	65 Neumann - Rumpfkeil	37.804	5 Jedliński - Korzeniowski	38.193	22	72 Moss - Osborne	1:51.118	1:51.120	22
23	33 Pavlović - Jao-Javanil	35.026	8 Giuseppe Cipriani	37.910	65 Neumann - Rumpfkeil	38.353	23	8 Giuseppe Cipriani	1:51.206	1:51.408	23
24	84 Gilbert - Rueda	35.147	72 Moss - Osborne	37.962	19 Perolini - Arrow	38.409	24	51 Marinangeli - Agostini	1:51.395	1:51.415	24
25	51 Marinangeli - Agostini	35.166	19 Perolini - Arrow	38.135	8 Giuseppe Cipriani	38.464	25	133 Cuhadaroglu - Tabacchi	1:51.483	1:51.483	25
26	133 Cuhadaroglu - Tabacchi	35.278	51 Marinangeli - Agostini	38.190	133 Cuhadaroglu - Tabacchi	38.583	26	19 Perolini - Arrow	1:51.856	1:51.914	26
27	19 Perolini - Arrow	35.312	84 Gilbert - Rueda	39.172	84 Gilbert - Rueda	39.371	27	84 Gilbert - Rueda	1:53.690	1:54.165	27
28	007 Fazal-Karim - Bachmann	41.889	007 Fazal-Karim - Bachmann	39.806	007 Fazal-Karim - Bachmann	50.018	28	007 Fazal-Karim - Bachmann	2:11.713	2:41.293	28






Autodromo Nazionale Monza
International GT Open
Free Practice - 2
Best 5 Lap Times



Cl	N°	Entrant/Team	Nat	Driver 1	Nat	Driver 2	Nat	Vehicle	Cat	Cl	Best 1		Best 2		Best 3		Best 4		Best 5	
											Time	Lap	Time	Lap	Time	Lap	Time	Lap	Time	Lap
1	777	Olimp Racing	POL	Marcin Jedliński	POL	Karol Basz	POL	Audi R8 LMS 2018	PROAM	1	1:48.450	7	1:49.617	4	1:50.225	3	1:59.125	5	2:06.710	13
2	11	Kessel Racing	CHE	Frédéric Jousset	FRA	David Fumanelli	ITA	Ferrari 296 GT3	PROAM	2	1:49.044	7	1:49.832	4	1:49.864	6	1:51.504	3	1:52.200	5
3	17	Team Motopark	DEU	Diego Menchaca	MEX	Thomas Neubauer	FRA	Mercedes AMG GT3 2020	PRO	1	1:49.319	9	1:49.796	8	1:49.864	6	1:49.964	10	1:50.220	5
4	27	AF Corse	ITA	Marco Pulcini	ITA	Eddie Cheever III	ITA	Ferrari 296 GT3	PROAM	3	1:49.403	7	1:49.931	6	1:50.474	5	1:51.790	4	1:53.506	3
5	69	Optimum Motorsport	GBR	Samuel De Haan	GBR	Charlie Fagg	GBR	McLaren 720S GT3	PRO	2	1:49.407	9	1:49.582	8	1:50.039	7	1:51.473	3	1:51.599	2
6	6	GetSpeed	DEU	James Wallis	GBR	Aaron Walker	GBR	Mercedes AMG GT3 2023	PRO	3	1:49.529	10	1:49.738	9	1:50.026	8	1:50.621	4	1:50.707	7
7	61	AF Corse	ITA	Jean-Claude Saada	USA	Conrad Grunewald	USA	Ferrari 488 GT3 MY 2020	AM*	1	1:49.678	6	1:49.754	5	1:50.787	3	1:50.974	4	1:52.233	2
8	66	Greystone GT	GBR	Stewart Proctor	GBR	Lewis Proctor	GBR	McLaren 720S GT3	PROAM	4	1:49.803	8	1:51.128	7	1:51.274	2	1:51.518	9	1:51.732	3
9	20	SPS Automotive Performance	DEU	Reece Barr	IRL	Mikaeel Pitamber	ZAF	Mercedes AMG GT3	PRO	4	1:49.808	8	1:51.206	6	1:51.512	5	1:51.643	7	1:51.664	4
10	88	AF Corse	ITA	Gino Forgione	CHE	Andrea Montermini	ITA	Ferrari 488 GT3 MY 2020	AM*	2	1:49.903	9	1:50.021	8	1:50.679	6	1:50.910	5	1:51.812	4
11	38	Kessel Racing	CHE	Nicolò Rosi	CHE	Niccolò Schirò	ITA	Ferrari 296 GT3	PROAM	5	1:49.944	6	1:50.345	5	1:51.088	4	1:52.206	3	1:52.207	2
12	911	GetSpeed	DEU	Axel Blom	FIN	Steve Jans	LUX	Mercedes AMG GT3 2023	PROAM	6	1:50.134	8	1:50.163	9	1:50.268	7	1:50.476	5	1:51.104	4
13	54	CBRX by SPS	DEU	Dexter Müller	CHE	Yannick Mettler	CHE	Mercedes AMG GT3	PROAM	7	1:50.150	6	1:50.746	5	1:51.509	3	1:56.498	2	1:59.229	4
14	25	AF Corse	ITA	Alessandro Cozzi	ITA	Giorgio Sernagiotto	ITA	Ferrari 296 GT3	AM*	3	1:50.205	8	1:50.218	9	1:50.842	7	1:51.417	6	1:56.681	3
15	786	GetSpeed	DEU	Kiki Sak Nana	AUT	Adam Osieka	DEU	Mercedes AMG GT3 2023	AM	4	1:50.269	6	1:50.593	7	1:51.286	5	1:52.230	4	1:52.808	3
16	23	Eastalent-Racing	AUT	Simon Reicher	ITA	Christopher Haase	DEU	Audi R8 LMS GT3 Evo II	PRO	5	1:50.351	8	1:50.727	5	1:51.139	7	1:51.178	4	1:51.348	6
17	63	Oregon Team	ITA	Pierre Louis Chovet	FRA	Maximilian Paul	DEU	Lamborghini Huracan GT3 EVO2	PRO	6	1:50.446	6	1:50.520	7	1:50.956	5	1:51.145	4	1:53.635	3
18	55	AF Corse	ITA	Laurent De Meeus	BEL	Jamie Stanley	GBR	Ferrari 488 GT3 MY 2020	PROAM	8	1:50.631	8	1:51.454	7	1:52.081	4	1:52.957	3	1:56.013	9
19	33	Bonaldi Motorsport	ITA	Miloš Pavlović	SRB	Sanporn Jao-Javanil	THA	Lamborghini Huracan GT3 EVO2	PROAM	9	1:50.730	4	1:52.995	2	1:53.801	8	1:55.401	7	1:56.524	5
20	5	Olimp Racing	POL	Stanislaw Jedliński	POL	Krystian Korzeniowski	POL	Ferrari 296 GT3	AM	5	1:50.835	7	1:51.183	4	1:51.667	3	1:52.957	2	1:57.509	8
21	65	Team Motopark	DEU	Heiko Neumann	DEU	Timo Rumpfkeil	DEU	Mercedes AMG GT3 2020	AM	6	1:51.087	6	1:51.400	5	1:51.821	8	1:52.158	4	1:54.113	7
22	72	Optimum Motorsport	GBR	Nick Moss	GBR	Joe Osborne	GBR	McLaren 720S GT3	PRO	7	1:51.120	6	1:51.538	5	1:52.651	4	1:54.342	3	1:58.460	8
23	8	Il Barone Rampante	ITA	Giuseppe Cipriani	ITA		ITA	Lamborghini Huracan GT3 EVO	AM	7	1:51.408	6	1:51.771	5	1:52.562	4	1:53.713	3	1:56.779	2
24	51	AF Corse	ITA	Nicola Marinangeli	ITA	Riccardo Agostini	ITA	Ferrari 296 GT3	PRO	8	1:51.415	7	1:52.205	6	1:57.208	8	1:59.620	3	2:02.421	19
25	133	Kessel Racing	CHE	Murat Ruhi Cuhadaroglu	TUR	Emanuele Maria Tabacchi	ITA	Ferrari 488 GT3 Evo	AM	8	1:51.483	4	1:52.649	3	1:54.170	2	1:54.202	8	1:56.370	7
26	19	Oregon Team	ITA	Pietro Perolini	ITA	Daan Arrow	NLD	Lamborghini Huracan GT3 EVO2	PRO	9	1:51.914	8	1:52.342	5	1:53.414	4	1:55.206	3	1:58.038	6
27	84	Altitude Racing by Optimum Motorsport	GBR	Andrew Gilbert	GBR	Fran Rueda	ESP	McLaren 720S GT3	PROAM	10	1:54.165	8	1:54.304	9	1:55.844	5	1:56.289	4	1:58.016	3
28	007	Street-Art Racing	BEL	Jahid Fazal-Karim	FRA	Pascal Bachmann	CHE	Aston Martin GT3 AMR MY2019	AM	9	2:41.293	2	4:11.508	3	5:31.374	4				





Autodromo Nazionale Monza

International GT Open


Free Practice - 2

Best 5 Top Speeds



Cl	N° Entrant/Team	Nat	Driver 1	Nat	Driver 2	Nat	Vehicle	Cat	Cl	Top 1		Top 2		Top 3		Top 4		Top 5		Avg
										Km/h	Lap	Km/h	Lap	Km/h	Lap	Km/h	Lap	Km/h	Lap	
1	55 AF Corse	ITA	Laurent De Meeus	BEL	Jamie Stanley	GBR	Ferrari 488 GT3 MY 2020	PROAM	1	275.5	8	272.7	9	271.3	4	271.3	7	255.3	3	269.2
2	777 Olimp Racing	POL	Marcin Jedliński	POL	Karol Basz	POL	Audi R8 LMS 2018	PROAM	2	274.8	5	274.1	7	273.4	4	265.3	2	247.1	3	266.9
3	20 SPS Automotive Performance	DEU	Reece Barr	IRL	Mikaeel Pitamber	ZAF	Mercedes AMG GT3	PRO	1	274.1	9	273.4	7	272.0	6	272.0	8	267.3	5	271.7
4	25 AF Corse	ITA	Alessandro Cozzi	ITA	Giorgio Sernagiotto	ITA	Ferrari 296 GT3	AM*	1	274.1	9	272.0	6	272.0	8	271.3	10	270.6	7	272.0
5	54 CBRX by SPS	DEU	Dexter Müller	CHE	Yannick Mettler	CHE	Mercedes AMG GT3	PROAM	3	274.1	7	272.0	6	269.3	5	266.0	3	257.7	9	267.8
6	69 Optimum Motorsport	GBR	Samuel De Haan	GBR	Charlie Fagg	GBR	McLaren 720S GT3	PRO	2	274.1	3	272.7	8	272.7	9	272.7	10	272.0	7	272.8
7	911 GetSpeed	DEU	Axel Blom	FIN	Steve Jans	LUX	Mercedes AMG GT3 2023	PROAM	4	273.4	6	272.7	5	272.0	4	271.3	3	271.3	7	272.1
8	61 AF Corse	ITA	Jean-Claude Saada	USA	Conrad Grunewald	USA	Ferrari 488 GT3 MY 2020	AM*	2	272.7	4	272.0	6	271.3	3	271.3	5	270.6	7	271.6
9	88 AF Corse	ITA	Gino Forgione	CHE	Andrea Montermini	ITA	Ferrari 488 GT3 MY 2020	AM*	3	272.7	10	272.0	6	272.0	8	272.0	9	271.3	7	272.0
10	17 Team Motopark	DEU	Diego Menchaca	MEX	Thomas Neubauer	FRA	Mercedes AMG GT3 2020	PRO	3	272.0	7	271.3	5	271.3	6	271.3	8	271.3	11	271.4
11	66 Greystone GT	GBR	Stewart Proctor	GBR	Lewis Proctor	GBR	McLaren 720S GT3	PROAM	5	272.0	10	271.3	8	271.3	9	270.6	3	270.0	2	271.0
12	27 AF Corse	ITA	Marco Pulcini	ITA	Eddie Cheever III	ITA	Ferrari 296 GT3	PROAM	6	271.3	7	271.3	8	270.6	6	270.0	5	264.0	4	269.4
13	38 Kessel Racing	CHE	Nicolò Rosi	CHE	Niccolò Schirò	ITA	Ferrari 296 GT3	PROAM	7	271.3	7	270.6	4	270.6	6	270.0	5	267.3	2	270.0
14	65 Team Motopark	DEU	Heiko Neumann	DEU	Timo Rumpfkeil	DEU	Mercedes AMG GT3 2020	AM	4	271.3	8	270.0	5	270.0	6	270.0	9	269.3	4	270.1
15	5 Olimp Racing	POL	Stanislaw Jedliński	POL	Krystian Korzeniowski	POL	Ferrari 296 GT3	AM	5	270.6	7	270.0	3	270.0	4	268.6	2	268.6	5	269.5
16	8 Il Barone Rampante	ITA	Giuseppe Cipriani	ITA		ITA	Lamborghini Huracan GT3 EVO	AM	6	270.6	3	270.6	4	270.6	6	270.0	7	268.6	5	270.1
17	23 Eastalent-Racing	AUT	Simon Reicher	AUT	Christopher Haase	DEU	Audi R8 LMS GT3 Evo II	PRO	4	270.6	7	270.0	5	270.0	8	269.3	4	269.3	6	269.8
18	6 GetSpeed	DEU	James Wallis	GBR	Aaron Walker	GBR	Mercedes AMG GT3 2023	PRO	5	270.0	11	269.3	3	269.3	10	267.9	9	267.3	4	268.7
19	11 Kessel Racing	CHE	Frédéric Jousset	FRA	David Fumanelli	ITA	Ferrari 296 GT3	PROAM	8	270.0	3	270.0	4	270.0	5	270.0	6	270.0	7	270.0
20	51 AF Corse	ITA	Nicola Marinangeli	ITA	Riccardo Agostini	ITA	Ferrari 296 GT3	PRO	6	270.0	7	270.0	8	270.0	9	269.3	6	242.6	19	264.4
21	84 Altitude Racing by Optimum Motorsport	GBR	Andrew Gilbert	GBR	Fran Rueda	ESP	McLaren 720S GT3	PROAM	9	270.0	5	270.0	6	270.0	9	270.0	10	269.3	8	269.8
22	786 GetSpeed	DEU	Kiki Sak Nana	THA	Adam Osieka	DEU	Mercedes AMG GT3 2023	AM	7	270.0	10	269.3	7	268.6	6	267.9	5	252.9	8	265.7
23	63 Oregon Team	ITA	Pierre Louis Chovet	FRA	Maximilian Paul	DEU	Lamborghini Huracan GT3 EVO2	PRO	7	269.3	9	268.6	6	267.9	4	267.9	5	267.9	8	268.3
24	72 Optimum Motorsport	GBR	Nick Moss	GBR	Joe Osborne	GBR	McLaren 720S GT3	PRO	8	269.3	6	269.3	7	268.6	8	263.4	4	262.7	5	266.6
25	33 Bonaldi Motorsport	ITA	Miloš Pavlović	SRB	Sanporn Jao-Javanil	THA	Lamborghini Huracan GT3 EVO2	PROAM	10	267.9	3	267.9	5	267.9	7	267.3	8	267.3	9	267.7
26	133 Kessel Racing	CHE	Murat Ruhi Cuhadaroglu	TUR	Emanuele Maria Tabacchi	ITA	Ferrari 488 GT3 Evo	AM	8	267.3	8	260.8	7	257.7	4	252.9	5	249.4	14	257.6
27	19 Oregon Team	ITA	Pietro Perolini	ITA	Daan Arrow	NLD	Lamborghini Huracan GT3 EVO2	PRO	9	266.6	4	266.6	5	266.6	6	266.6	8	255.3	3	264.3
28	007 Street-Art Racing	BEL	Jahid Fazal-Karim	FRA	Pascal Bachmann	CHE	Aston Martin GT3 AMR MY2019	AM	9	185.5	1	183.0	2	179.1	4	160.9	3	88.5	5	159.4






Autodromo Nazionale Monza
International GT Open
Free Practice - 2
Fastest Laps Sequence



Lap	Time of Day	Session Time	N° Entrant/Team	Nat	Driver 1	Nat	Driver 2	Nat	Vehicle	Cat	Time	Km/h
2	11:25:59.383	3:59.383	33 Bonaldi Motorsport	ITA	Miloš Pavlović	SRB	Sanporn Jao-Javanil	THA	Lamborghini Huracan GT3 EVO2	PROAM	1:52.995	184.5
2	11:26:01.818	4:01.818	69 Optimum Motorsport	GBR	Samuel De Haan	GBR	Charlie Fagg	GBR	McLaren 720S GT3	PRO	1:51.599	186.8
2	11:26:02.699	4:02.699	66 Greystone GT	GBR	Stewart Proctor	GBR	Lewis Proctor	GBR	McLaren 720S GT3	PROAM	1:51.274	187.4
3	11:28:12.183	6:12.183	61 AF Corse	ITA	Jean-Claude Saada	USA	Conrad Grunewald	USA	Ferrari 488 GT3 MY 2020	AM*	1:50.787	188.2
3	11:29:05.828	7:05.828	777 Olimp Racing	POL	Marcin Jedliński	POL	Karol Basz	POL	Audi R8 LMS 2018	PROAM	1:50.225	189.2
4	11:30:55.445	8:55.445	777 Olimp Racing	POL	Marcin Jedliński	POL	Karol Basz	POL	Audi R8 LMS 2018	PROAM	1:49.617	190.2
7	11:35:52.130	13:52.130	27 AF Corse	ITA	Marco Pulcini	ITA	Eddie Cheever III	ITA	Ferrari 296 GT3	PROAM	1:49.403	190.6
7	11:36:32.291	14:32.291	11 Kessel Racing	CHE	Frédéric Jousset	FRA	David Fumanelli	ITA	Ferrari 296 GT3	PROAM	1:49.044	191.2
7	11:41:43.471	19:43.471	777 Olimp Racing	POL	Marcin Jedliński	POL	Karol Basz	POL	Audi R8 LMS 2018	PROAM	1:48.450	192.2





Autodromo Nazionale Monza

International GT Open

Free Practice - 2

Event Best Maximum Speed



N°	Entrant/Team	Nat	Driver 1	Nat	Driver 2	Nat	Vehicle	Cat	Km/h	Session
55	AF Corse	ITA	Laurent De Meeus	BEL	Jamie Stanley	GBR	Ferrari 488 GT3 MY 2020	PROAM	275.5	Free Practice - 2
777	Olimp Racing	POL	Marcin Jedliński	POL	Karol Basz	POL	Audi R8 LMS 2018	PROAM	274.8	Free Practice - 2
69	Optimum Motorsport	GBR	Samuel De Haan	GBR	Charlie Fagg	GBR	McLaren 720S GT3	PRO	274.1	Free Practice - 2
54	CBRX by SPS	DEU	Dexter Müller	CHE	Yannick Mettler	CHE	Mercedes AMG GT3	PROAM	274.1	Free Practice - 2
20	SPS Automotive Performance	DEU	Reece Barr	IRL	Mikaeel Pitamber	ZAF	Mercedes AMG GT3	PRO	274.1	Free Practice - 2
25	AF Corse	ITA	Alessandro Cozzi	ITA	Giorgio Sernagiotto	ITA	Ferrari 296 GT3	AM*	274.1	Free Practice - 2
911	GetSpeed	DEU	Axel Blom	FIN	Steve Jans	LUX	Mercedes AMG GT3 2023	PROAM	273.4	Free Practice - 2
61	AF Corse	ITA	Jean-Claude Saada	USA	Conrad Grunewald	USA	Ferrari 488 GT3 MY 2020	AM*	272.7	Free Practice - 2
88	AF Corse	ITA	Gino Forgione	CHE	Andrea Montermini	ITA	Ferrari 488 GT3 MY 2020	AM*	272.7	Free Practice - 2
17	Team Motopark	DEU	Diego Menchaca	MEX	Thomas Neubauer	FRA	Mercedes AMG GT3 2020	PRO	272.0	Free Practice - 2
66	Greystone GT	GBR	Stewart Proctor	GBR	Lewis Proctor	GBR	McLaren 720S GT3	PROAM	272.0	Free Practice - 2
27	AF Corse	ITA	Marco Pulcini	ITA	Eddie Cheever III	ITA	Ferrari 296 GT3	PROAM	271.3	Free Practice - 2
38	Kessel Racing	CHE	Nicolò Rosi	CHE	Niccolò Schirò	ITA	Ferrari 296 GT3	PROAM	271.3	Free Practice - 2
65	Team Motopark	DEU	Heiko Neumann	DEU	Timo Rumpfkeil	DEU	Mercedes AMG GT3 2020	AM	271.3	Free Practice - 2
8	Il Barone Rampante	ITA	Giuseppe Cipriani	ITA		ITA	Lamborghini Huracan GT3 EVO	AM	270.6	Free Practice - 2
23	Eastalent-Racing	AUT	Simon Reicher	AUT	Christopher Haase	DEU	Audi R8 LMS GT3 Evo II	PRO	270.6	Free Practice - 2
5	Olimp Racing	POL	Stanislaw Jedliński	POL	Krystian Korzeniowski	POL	Ferrari 296 GT3	AM	270.6	Free Practice - 2
11	Kessel Racing	CHE	Frédéric Jousset	FRA	David Fumanelli	ITA	Ferrari 296 GT3	PROAM	270.0	Free Practice - 2
84	Altitude Racing by Optimum Motorsport	GBR	Andrew Gilbert	GBR	Fran Rueda	ESP	McLaren 720S GT3	PROAM	270.0	Free Practice - 2
51	AF Corse	ITA	Nicola Marinangeli	ITA	Riccardo Agostini	ITA	Ferrari 296 GT3	PRO	270.0	Free Practice - 2
786	GetSpeed	DEU	Kiki Sak Nana	THA	Adam Osieka	DEU	Mercedes AMG GT3 2023	AM	270.0	Free Practice - 2
6	GetSpeed	DEU	James Wallis	GBR	Aaron Walker	GBR	Mercedes AMG GT3 2023	PRO	270.0	Free Practice - 2
72	Optimum Motorsport	GBR	Nick Moss	GBR	Joe Osborne	GBR	McLaren 720S GT3	PRO	269.3	Free Practice - 2
63	Oregon Team	ITA	Pierre Louis Chovet	FRA	Maximilian Paul	DEU	Lamborghini Huracan GT3 EVO2	PRO	269.3	Free Practice - 2
33	Bonaldi Motorsport	ITA	Miloš Pavlović	SRB	Sanporn Jao-Javanil	THA	Lamborghini Huracan GT3 EVO2	PROAM	267.9	Free Practice - 2
133	Kessel Racing	CHE	Murat Ruhi Cuhadaroglu	TUR	Emanuele Maria Tabacchi	ITA	Ferrari 488 GT3 Evo	AM	267.3	Free Practice - 2
19	Oregon Team	ITA	Pietro Perolini	ITA	Daan Arrow	IND	Lamborghini Huracan GT3 EVO2	PRO	266.6	Free Practice - 2
91	Team Baron Motorsport	AUT	Ernst Kirchmayr	AUT	Philipp Baron	AUT	Ferrari 488 GT3 Evo	AM	240.5	Free Practice - 1
007	Street-Art Racing	BEL	Jahid Fazal-Karim	FRA	Pascal Bachmann	CHE	Aston Martin GT3 AMR MY2019	AM	235.2	Free Practice - 1





Autodromo Nazionale Monza
International GT Open
Free Practice - 2
Pit Stop Analysis



5 Stanislaw Jedliński Ferrari 296 GT3
 AM Krystian Korzeniowski Olimp Racing

N°	In Day Time	In Time	Out Time	Pit Time	T. Pit Time	Handicap	Diff.
1	11:33:40.924	11:33:40.924	11:35:50.106	2:09.182	2:09.182		
2	11:41:34.362	11:41:34.362	12:11:09.327	29:34.965	31:44.147		

6 James Wallis Mercedes AMG GT3 2023
 PRO Aaron Walker GetSpeed

N°	In Day Time	In Time	Out Time	Pit Time	T. Pit Time	Handicap	Diff.
1	11:43:20.082	11:43:20.082	11:52:00.399	8:40.317	8:40.317		
2	11:54:53.589	11:54:53.589	12:03:23.428	8:29.839	17:10.156		

8 Giuseppe Cipriani Lamborghini Huracan GT3 EVO
 AM Il Barone Rampante

N°	In Day Time	In Time	Out Time	Pit Time	T. Pit Time	Handicap	Diff.
1	11:37:36.077	11:37:36.077	11:41:23.425	3:47.348	3:47.348		

11 Frédéric Jousset Ferrari 296 GT3
 PROAM David Fumanelli Kessel Racing

N°	In Day Time	In Time	Out Time	Pit Time	T. Pit Time	Handicap	Diff.
1	11:24:46.435	11:24:46.435	11:25:24.957	38.522	38.522		
2	11:38:22.756	11:38:22.756	11:40:14.379	1:51.623	2:30.145		
3	11:44:56.995	11:44:56.995	11:52:49.913	7:52.918	10:23.063		
4	11:56:15.187	11:56:15.187	12:05:22.947	9:07.760	19:30.823		

19 Pietro Perolini Lamborghini Huracan GT3 EVO2
 PRO Daan Arrow Oregon Team

N°	In Day Time	In Time	Out Time	Pit Time	T. Pit Time	Handicap	Diff.
1	11:25:21.907	11:25:21.907	11:26:42.857	1:20.950	1:20.950		
2	11:36:14.336	11:36:14.336	11:38:06.774	1:52.438	3:13.388		
3	11:44:48.310	11:44:48.310	12:07:12.246	22:23.936	25:37.324		
4	12:09:33.389	12:09:33.389	12:10:59.189	1:25.800	27:03.124		
5	12:17:23.009	12:17:23.009	12:18:48.946	1:25.937	28:29.061		

20 Reece Barr Mercedes AMG GT3
 PRO Mikael Pitamber SPS Automotive Performance

N°	In Day Time	In Time	Out Time	Pit Time	T. Pit Time	Handicap	Diff.
1	11:41:03.670	11:41:03.670	11:51:35.536	10:31.866	10:31.866		
2	11:54:41.287	11:54:41.287	11:57:25.786	2:44.499	13:16.365		
3	12:14:52.563	12:14:52.563	12:17:19.946	2:27.383	15:43.748		

23 Simon Reicher Audi R8 LMS GT3 Evo II
 PRO Christopher Haase Eastalent-Racing

N°	In Day Time	In Time	Out Time	Pit Time	T. Pit Time	Handicap	Diff.
1	11:25:57.200	11:25:57.200	11:27:25.719	1:28.519	1:28.519		
2	11:45:07.027	11:45:07.027	12:09:46.300	24:39.273	26:07.792		

25 Alessandro Cozzi Ferrari 296 GT3
 AM* Giorgio Sernagiotto AF Corse

N°	In Day Time	In Time	Out Time	Pit Time	T. Pit Time	Handicap	Diff.
1	11:30:56.329	11:30:56.329	11:31:53.434	57.105	57.105		
2	11:43:14.470	11:43:14.470	12:07:03.796	23:49.326	24:46.431		

27 Marco Pulcini Ferrari 296 GT3
 PROAM Eddie Cheever III AF Corse

N°	In Day Time	In Time	Out Time	Pit Time	T. Pit Time	Handicap	Diff.
1	11:37:44.860	11:37:44.860	11:52:11.791	14:26.931	14:26.931		
2	11:55:44.635	11:55:44.635	12:06:36.408	10:51.773	25:18.704		

33 Miloš Pavlović Lamborghini Huracan GT3 EVO2
 PROAM Sanporn Jao-Javanil Bonaldi Motorsport

N°	In Day Time	In Time	Out Time	Pit Time	T. Pit Time	Handicap	Diff.
1	11:31:34.742	11:31:34.742	11:34:50.495	3:15.753	3:15.753		
2	11:42:47.964	11:42:47.964	12:06:39.669	23:51.705	27:07.458		
3	12:15:02.971	12:15:02.971	12:18:11.859	3:08.888	30:16.346		

38 Nicolò Rosi Ferrari 296 GT3
 PROAM Niccolò Schirò Kessel Racing

N°	In Day Time	In Time	Out Time	Pit Time	T. Pit Time	Handicap	Diff.
1	11:36:34.850	11:36:34.850	11:38:10.089	1:35.239	1:35.239		
2	11:44:54.263	11:44:54.263	12:04:47.550	19:53.287	21:28.526		

51 Nicola Marinangeli Ferrari 296 GT3
 PRO Riccardo Agostini AF Corse

N°	In Day Time	In Time	Out Time	Pit Time	T. Pit Time	Handicap	Diff.
1	11:24:35.516	11:24:35.516	11:26:05.745	1:30.229	1:30.229		
2	11:32:23.355	11:32:23.355	11:34:07.298	1:43.943	3:14.172		
3	11:43:45.405	11:43:45.405	11:58:47.533	15:02.128	18:16.300		
4	12:11:50.755	12:11:50.755	12:13:30.727	1:39.972	19:56.272		

54 Dexter Müller Mercedes AMG GT3
 PROAM Yannick Mettler CBRX by SPS

N°	In Day Time	In Time	Out Time	Pit Time	T. Pit Time	Handicap	Diff.
1	11:36:18.165	11:36:18.165	11:38:50.121	2:31.956	2:31.956		
2	11:42:51.991	11:42:51.991	11:56:43.497	13:51.506	16:23.462		
3	11:59:09.741	11:59:09.741	12:01:41.360	2:31.619	18:55.081		
4	12:16:34.286	12:16:34.286	12:17:55.329	1:21.043	20:16.124		

55 Laurent De Meeus Ferrari 488 GT3 MY 2020
 PROAM Jamie Stanley AF Corse

N°	In Day Time	In Time	Out Time	Pit Time	T. Pit Time	Handicap	Diff.
1	11:32:30.879	11:32:30.879	11:34:08.933	1:38.054	1:38.054		
2	11:41:36.506	11:41:36.506	12:04:36.724	23:00.218	24:38.272		
3	12:07:15.867	12:07:15.867	12:09:05.753	1:49.886	26:28.158		

61 Jean-Claude Saada Ferrari 488 GT3 MY 2020
 AM* Conrad Grunewald AF Corse

N°	In Day Time	In Time	Out Time	Pit Time	T. Pit Time	Handicap	Diff.
1	11:35:35.408	11:35:35.408	11:40:49.617	5:14.209	5:14.209		
2	11:43:05.125	11:43:05.125	12:07:21.280	24:16.155	29:30.364		

63 Pierre Louis Chovet Lamborghini Huracan GT3 EVO2
 PRO Maximilian Paul Oregon Team

N°	In Day Time	In Time	Out Time	Pit Time	T. Pit Time	Handicap	Diff.
1	11:46:08.493	11:46:08.493	12:09:38.740	23:30.247	23:30.247		
2	12:18:01.044	12:18:01.044	12:19:26.015	1:24.971	24:55.218		

65 Heiko Neumann Mercedes AMG GT3 2020
 AM Timo Rumpkeil Team Motopark

N°	In Day Time	In Time	Out Time	Pit Time	T. Pit Time	Handicap	Diff.
1	11:39:40.972	11:39:40.972	12:04:58.709	25:17.737	25:17.737		

66 Stewart Proctor McLaren 720S GT3
 PROAM Lewis Proctor Greystone GT

N°	In Day Time	In Time	Out Time	Pit Time	T. Pit Time	Handicap	Diff.
1	11:31:40.507	11:31:40.507	11:33:23.440	1:42.933	1:42.933		
2	11:42:50.829	11:42:50.829	12:08:42.449	25:51.620	27:34.553		





Autodromo Nazionale Monza
International GT Open
Free Practice - 2
Pit Stop Analysis



69 Samuel De Haan McLaren 720S GT3

PRO Charlie Fagg Optimum Motorsport

N°	In Day Time	In Time	Out Time	Pit Time	T. Pit Time	Handicap	Diff.
1	11:31:36.945	11:31:36.945	11:33:24.631	1:47.686	1:47.686		
2	11:42:40.447	11:42:40.447	12:06:57.523	24:17.076	26:04.762		
3	12:15:49.180	12:15:49.180	12:18:00.806	2:11.626	28:16.388		

72 Nick Moss McLaren 720S GT3

PRO Joe Osborne Optimum Motorsport

N°	In Day Time	In Time	Out Time	Pit Time	T. Pit Time	Handicap	Diff.
1	11:24:37.103	11:24:37.103	11:26:27.324	1:50.221	1:50.221		
2	11:40:01.834	11:40:01.834	11:52:19.838	12:18.004	14:08.225		
3	11:55:17.586	11:55:17.586	12:06:45.443	11:27.857	25:36.082		
4	12:17:29.124	12:17:29.124	12:18:50.692	1:21.568	26:57.650		

84 Andrew Gilbert McLaren 720S GT3

PROAM Fran Rueda Altitude Racing by Optimum Motorsport

N°	In Day Time	In Time	Out Time	Pit Time	T. Pit Time	Handicap	Diff.
1	11:34:46.998	11:34:46.998	11:36:20.893	1:33.895	1:33.895		
2	11:44:50.398	11:44:50.398	12:10:48.927	25:58.529	27:32.424		

88 Gino Forgione Ferrari 488 GT3 MY 2020

AM* Andrea Montermini AF Corse

N°	In Day Time	In Time	Out Time	Pit Time	T. Pit Time	Handicap	Diff.
1	11:42:23.795	11:42:23.795	12:06:13.115	23:49.320	23:49.320		

133 Murat Ruhu Cuhadaroglu Ferrari 488 GT3 Evo

AM Emanuele Maria Tabacchi Kessel Racing

N°	In Day Time	In Time	Out Time	Pit Time	T. Pit Time	Handicap	Diff.
1	11:33:31.592	11:33:31.592	11:35:47.312	2:15.720	2:15.720		
2	11:44:45.819	11:44:45.819	12:05:49.246	21:03.427	23:19.147		

777 Marcin Jedliński Audi R8 LMS 2018

PROAM Karol Basz Olimp Racing

N°	In Day Time	In Time	Out Time	Pit Time	T. Pit Time	Handicap	Diff.
1	11:32:48.082	11:32:48.082	11:38:03.383	5:15.301	5:15.301		
2	11:43:47.950	11:43:47.950	12:09:53.928	26:05.978	31:21.279		

786 Kiki Sak Nana Mercedes AMG GT3 2023

AM Adam Osieka GetSpeed

N°	In Day Time	In Time	Out Time	Pit Time	T. Pit Time	Handicap	Diff.
1	11:38:00.072	11:38:00.072	11:39:21.333	1:21.261	1:21.261		
2	11:43:17.404	11:43:17.404	12:10:01.456	26:44.052	28:05.313		

911 Axel Blom Mercedes AMG GT3 2023

PROAM Steve Jans GetSpeed

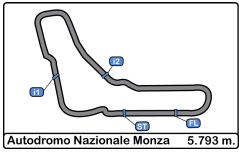
N°	In Day Time	In Time	Out Time	Pit Time	T. Pit Time	Handicap	Diff.
1	11:44:59.519	11:44:59.519	11:57:50.480	12:50.961	12:50.961		
2	12:02:26.627	12:02:26.627	12:06:25.637	3:59.010	16:49.971		
3	12:12:49.938	12:12:49.938	12:15:42.568	2:52.630	19:42.601		

007 Jahid Fazal-Karim Aston Martin GT3 AMR MY2019

AM Pascal Bachmann Street-Art Racing

N°	In Day Time	In Time	Out Time	Pit Time	T. Pit Time	Handicap	Diff.
1	11:27:14.374	11:27:14.374	11:29:02.098	1:47.724	1:47.724		
2	11:31:25.660	11:31:25.660	11:34:41.614	3:15.954	5:03.678		
3	11:36:57.374	11:36:57.374	11:40:29.273	3:31.899	8:35.577		

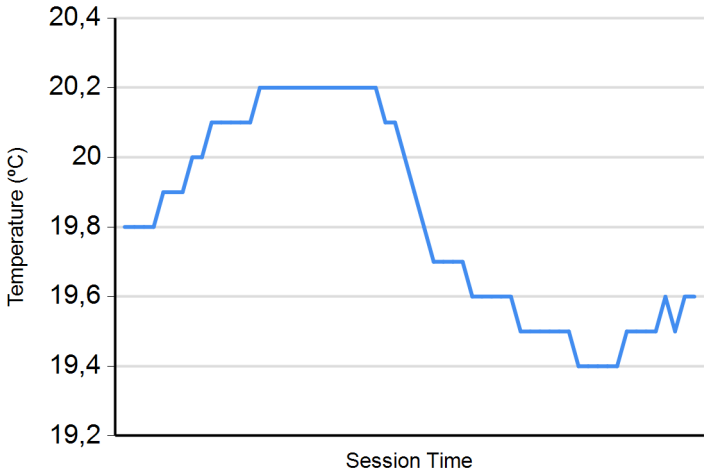




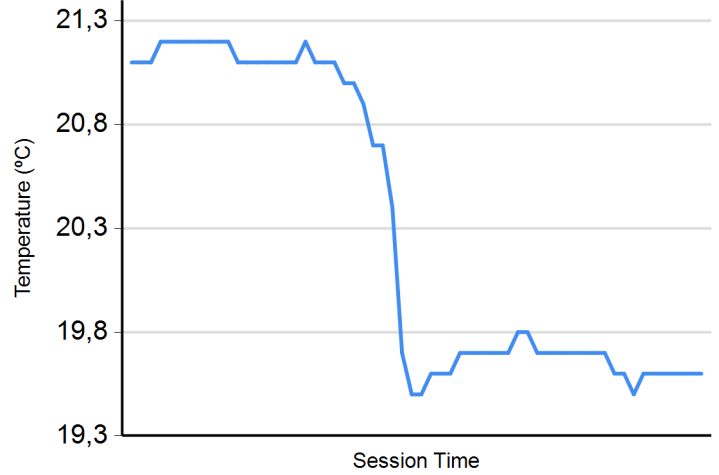
Autodromo Nazionale Monza
International GT Open
Free Practice - 2
Weather Report



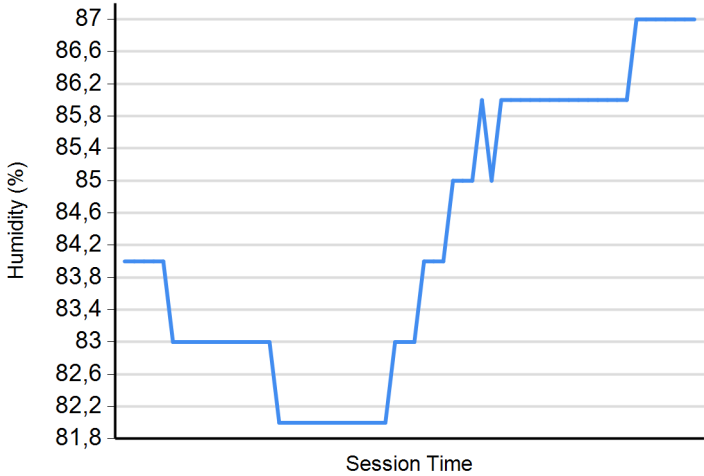
Air Temperature



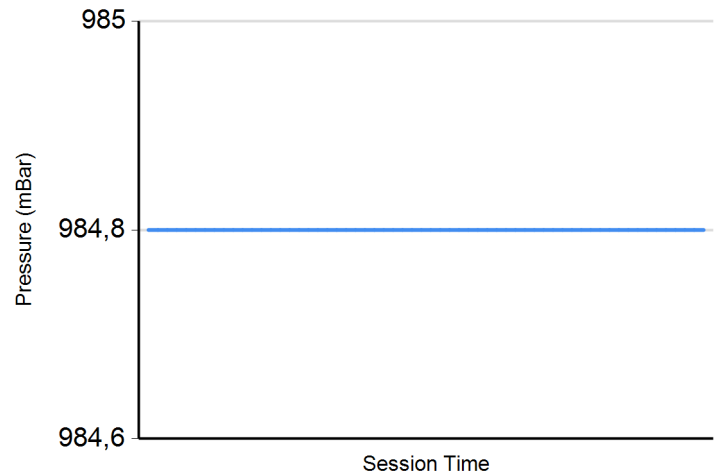
Track Temperature



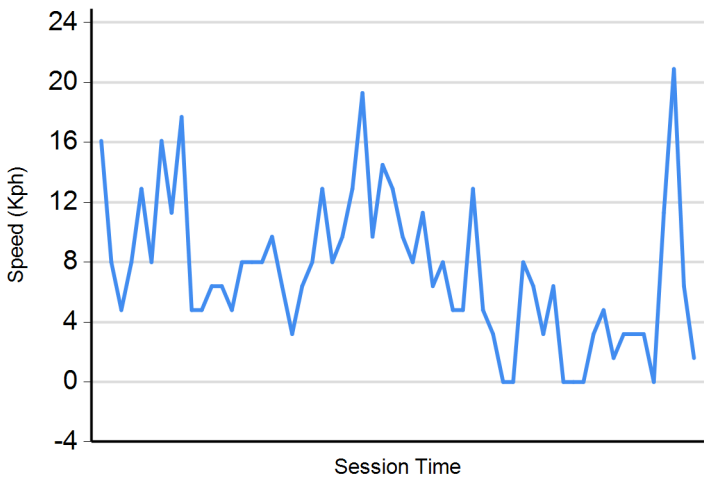
Humidity



Pressure



Wind Speed



Wind direction

